

# ADAC Formel Masters

## Result List Free Practice

Provisional



Lausitzring, Length: 4534 m

Air temperature: 21.6°C

Track temperature: 22.3°C

Weather condition: Dry

**DMSB** Reg. Nr.: 260/12  
Deutscher Motor Sport Bund e.V.

Friday 24.8.2012 11:15

**ADAC Masters  
Weekend**

started : 16      classified : 16      not classified : 0

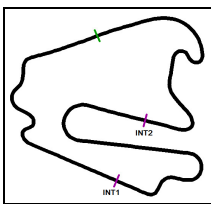
	Competitor Drivers	Sponsor Car	Lap	Best Time	Gap	Diff	Kph	Day Time
1	14 Neuhauser Racing G.Malja(SWE)	Formel ADAC powered by Volkswagen	10	<b>1:48.645</b>			150,2	11:35:30
2	5 Lotus B.Visser(NLD)	Formel ADAC powered by Volkswagen	12	<b>1:48.649</b>	0.004	0.004	150,2	11:37:30
3	11 ADAC Berlin-Brandenburg e.V. H.Grapp(DEU)	Formel ADAC powered by Volkswagen	9	<b>1:48.780</b>	0.135	0.131	150,0	11:32:23
4	3 Lotus M.Kirchhöfer(DEU)	Formel ADAC powered by Volkswagen	9	<b>1:48.887</b>	0.242	0.107	149,9	11:32:09
5	9 Mücke-Motorsport F.Herzog(DEU)	Formel ADAC powered by Volkswagen	11	<b>1:48.898</b>	0.253	0.011	149,9	11:36:07
6	8 Mücke-Motorsport R.Nissany(ISR)	Formel ADAC powered by Volkswagen	10	<b>1:49.312</b>	0.667	0.414	149,3	11:34:14
7	7 Lotus J.Schmidt(CHE)	Formel ADAC powered by Volkswagen	10	<b>1:49.361</b>	0.716	0.049	149,3	11:35:42
8	15 Neuhauser Racing T.Jäger(AUT)	Formel ADAC powered by Volkswagen	12	<b>1:49.541</b>	0.896	0.180	149,0	11:38:41
9	19 G&J /Schiller Motorsport S.Balthasar(DEU)	Formel ADAC powered by Volkswagen	11	<b>1:49.622</b>	0.977	0.081	148,9	11:37:21
10	21 G&J /Schiller Motorsport A.Picariello(BEL)	Formel ADAC powered by Volkswagen	9	<b>1:49.825</b>	1.180	0.203	148,6	11:34:37
11	10 Mücke-Motorsport L.Caspari(DEU)	Formel ADAC powered by Volkswagen	11	<b>1:49.880</b>	1.235	0.055	148,5	11:38:37
12	6 Lotus I.Dontje(NLD)	Formel ADAC powered by Volkswagen	10	<b>1:49.996</b>	1.351	0.116	148,4	11:34:13
13	17 Team KUG Motorsport N.Pohler(DEU)	Formel ADAC powered by Volkswagen	11	<b>1:50.047</b>	1.402	0.051	148,3	11:35:54
14	23 HS Engineering N.Beer(DEN)	Formel ADAC powered by Volkswagen	11	<b>1:50.380</b>	1.735	0.333	147,9	11:36:14
15	12 Mücke-Motorsport J.Kremer(DEU)	Formel ADAC powered by Volkswagen	10	<b>1:50.425</b>	1.780	0.045	147,8	11:37:57
16	20 HS Engineering F.Wieland(DEU)	Formel ADAC powered by Volkswagen	9	<b>1:50.472</b>	1.827	0.047	147,8	11:32:28

**Subject to final scrutineering!**

Publications Time:

Race Director:

Time Keeping:



# ADAC Formel Masters

## Lap analysis Free Practice



Provisional

DMSB Reg. Nr.: 260/12  
Deutscher Motor Sport Bund e.V.

ADAC Masters  
Weekend

Lausitzring, Length: 4534 m

Air temperature: 21.7°C

Track temperature: 22.3°C

Weather condition: Dry

Friday 24.8.2012 11:15

Lap	Time	SE1	SP1	SE2	SP2	SE3	SP3	TSP	Lap	Time	SE1	SP1	SE2	SP2	SE3	SP3	TSP
<b>3</b>	Marvin Kirchhöfer, DEU/ ,								<b>theoretical besttime: 1:48.722</b>								
1	2:12.352	44.105	156	49.349	153	38.898	182		9	<b>1:48.887</b>	31.547	186	<b>41.101</b>	<b>191</b>	36.239	195	202
2	1:57.230	34.597	158	45.120	163	37.513	193	182	10	1:49.047	31.533	186	41.285	191	<b>36.229</b>	197	202
3	1:51.514	32.108	184	42.275	189	37.131	194	200	11	1:48.896	<b>31.392</b>	186	41.189	191	36.315	196	204
4	1:49.593	31.675	185	41.402	191	36.516	194	200	12	1:49.007	31.505	186	41.189	191	36.313	196	204
5	1:59.340	34.864	108	47.914	190	36.562	195	201	13	1:49.110	31.399	186	41.223	191	36.488	197	204
6	1:50.947	31.504	187	41.947	188	37.496	196	202	14	1:50.138	31.769	187	41.524	191	36.845	196	204
7	1:49.576	31.413	187	41.474	191	36.689	<b>199</b>	203	15		32.832	184					203
8	1:50.036	32.301	<b>189</b>	41.416	191	36.319	195	<b>207</b>									

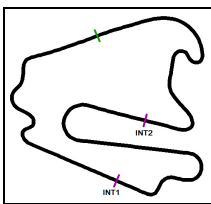
<b>5</b>	Beitske Visser, NLD/ ,								<b>theoretical besttime: 1:48.649</b>								
1	2:14.841	44.346	137	50.204	158	40.291	174		8	1:49.403	31.857	185	41.215	190	36.331	195	201
2	1:58.055	34.872	169	45.523	172	37.660	193	178	9	1:48.765	31.539	186	40.973	191	36.253	195	201
3	1:51.221	32.435	186	41.744	<b>193</b>	37.042	<b>196</b>	201	10	1:49.026	31.569	185	41.047	191	36.410	195	202
4	1:50.776	32.171	<b>187</b>	42.016	190	36.589	195	<b>204</b>	11	1:48.931	31.599	186	41.048	191	36.284	196	203
5	1:49.723	31.756	187	41.344	192	36.623	195	203	12	<b>1:48.649</b>	<b>31.535</b>	186	<b>40.885</b>	191	<b>36.229</b>	196	203
6	1:50.282	32.398	183	41.328	190	36.556	196	204	13	1:49.506	31.577	185	41.205	190	36.724	196	204
7	1:49.975	31.756	187	41.605	190	36.614	194	203	14	2:08.379	32.641	185	43.317	188	52.421		203

<b>6</b>	Indy Dontje, NLD/ ,								<b>theoretical besttime: 1:49.837</b>								
1	2:24.663	49.784	133	49.700	161	45.179	158		8	1:50.384	31.830	186	41.861	189	36.693	194	202
2	2:03.351	38.511	133	47.272	184	37.568	191	161	9	1:50.675	31.942	185	41.665	189	37.068	197	202
3	1:51.655	32.469	183	42.132	188	37.054	192	198	10	<b>1:49.996</b>	31.800	<b>186</b>	<b>41.606</b>	<b>190</b>	36.590	194	205
4	1:50.961	32.055	184	42.045	188	36.861	194	199	11	1:51.057	32.755	180	41.855	190	<b>36.447</b>	<b>197</b>	202
5	1:50.655	31.880	186	41.826	189	36.949	193	202	12	1:50.703	32.288	185	41.764	187	36.651	195	<b>205</b>
6	1:50.573	31.950	185	41.895	188	36.728	193	201	13	2:09.639	31.997	185	43.020	174	54.622		202
7	1:50.663	<b>31.784</b>	186	42.090	188	36.789	195	201									

<b>7</b>	Jeffrey Schmidt, CHE/ ,								<b>theoretical besttime: 1:49.109</b>								
1	2:33.133	57.531	88	55.230	127	40.372	187		8	2:02.894	32.107	185	43.481	189	47.306		200
2	1:53.594	32.823	181	43.489	185	37.282	191	193	9	3:11.182	1:49.126	182	42.424	188	39.632	196	
3	1:50.848	32.069	183	41.998	188	36.781	193	197	10	<b>1:49.361</b>	31.729	186	<b>41.267</b>	<b>190</b>	<b>36.365</b>	<b>197</b>	204
4	1:50.217	31.744	185	41.690	188	36.783	192	200	11	1:49.361	31.502	<b>187</b>	41.454	190	36.405	196	<b>204</b>
5	1:49.652	31.520	185	41.493	189	36.639	193	200	12	1:50.568	<b>31.477</b>	186	41.946	189	37.145	195	204
6	1:49.653	31.518	185	41.615	187	36.520	193	200	13	2:06.769	32.632	185	42.778	188	51.359		202
7	1:51.529	31.642	184	42.955	186	36.932	193	201									

<b>8</b>	Roy Nissany, ISR/ ,								<b>theoretical besttime: 1:48.853</b>								
1	2:18.220	43.638	135	51.287	158	43.295	152		8	1:49.452	31.477	188	41.442	190	36.533	196	204
2	2:06.822	38.653	149	49.630	137	38.539	191	155	9	1:55.500	36.773	<b>192</b>	42.087	190	36.640	198	203
3	1:51.568	32.041	183	42.007	181	37.520	193	197	10	<b>1:49.312</b>	31.442	187	41.368	<b>192</b>	<b>36.502</b>	<b>198</b>	205
4	1:52.360	31.488	185	43.295	156	37.577	195	200	11	1:49.714	31.980	185	<b>41.057</b>	190	36.677	195	<b>206</b>
5	1:49.842	31.701	186	41.487	190	36.654	196	203	12	1:56.863	36.396	187	43.619	187	36.848	197	204
6	1:50.017	<b>31.294</b>	186	41.856	186	36.867	196	204	13	1:49.583	31.538	187	41.203	191	36.842	196	204
7	1:51.065	32.025	184	42.117	189	36.923	196	204	14	2:03.138	33.062	185	43.338	189	46.738		203

<b>9</b>	Florian Herzog, DEU/ ,								<b>theoretical besttime: 1:48.807</b>								
1	2:35.570	1:01.153	96	54.720	150	39.697	182		8	1:49.745	31.631	<b>189</b>	41.458	190	36.656	195	205
2	1:57.994	33.254	176	43.994	155	40.746	188	186	9	1:49.252	31.549	185	41.265	191	36.438	196	203
3	1:53.147	32.382	182	42.106	186	38.659	193	195	10	1:49.473	<b>31.401</b>	187	41.558	190	36.514	195	204
4	1:52.275	32.109	184	43.014	185	37.152	194	201	11	<b>1:48.898</b>	31.424	186	<b>41.144</b>	<b>192</b>	36.330	<b>201</b>	202
5	1:50.203	31.741	185	41.602	189	36.860	195	201	12	1:49.302	31.716	185	41.324	189	<b>36.262</b>	196	<b>208</b>
6	1:50.149	31.642	187	41.669	191	36.838	198	203	13	1:58.807	31.628	186	42.303	188	44.876		204
7	1:50.514	32.048	189	41.722	190	36.744	197	206									



# ADAC Formel Masters

## Lap analysis Free Practice

Provisional



Lausitzring, Length: 4534 m

Air temperature: 21.7°C

Track temperature: 22.3°C

Weather condition: Dry



Reg. Nr.: 260/12

Friday 24.8.2012 11:15

**ADAC Masters  
Weekend**

Lap	Time	SE1	SP1	SE2	SP2	SE3	SP3	TSP	Lap	Time	SE1	SP1	SE2	SP2	SE3	SP3	TSP
<b>10</b>	Luca Caspari, DEU/ ,								<b>theoretical besttime: 1:49.743</b>								
1	2:36.527	1:01.917	97	54.665	146	39.945	185		8	1:57.721	31.744	185	42.415	188	43.562	201	
2	1:57.401	33.823	176	43.371	180	40.207	191	192	9	4:09.789	2:51.227	182	41.841	187	36.721	193	
3	1:51.891	32.565	184	42.247	186	37.079	192	198	10	1:50.261	31.739	184	41.989	185	<b>36.533</b>	194	200
4	1:50.881	32.012	184	41.932	187	36.937	193	199	11	<b>1:49.880</b>	31.725	183	<b>41.561</b>	187	36.594	194	201
5	1:51.252	31.931	186	42.425	189	36.896	<b>197</b>	201	12	1:51.588	31.958	184	42.435	186	37.195	192	201
6	1:50.775	32.073	<b>189</b>	41.812	<b>191</b>	36.890	194	<b>205</b>	13		32.437	183	43.029	186			199
7	1:50.798	<b>31.649</b>	186	42.232	187	36.917	194	201									

Lap	Time	SE1	SP1	SE2	SP2	SE3	SP3	TSP	Lap	Time	SE1	SP1	SE2	SP2	SE3	SP3	TSP
<b>11</b>	Hendrik Grapp, DEU/ ,								<b>theoretical besttime: 1:48.679</b>								
1	2:37.286	1:02.809	86	54.182	147	40.295	168		8	1:48.865	31.564	186	40.975	191	<b>36.326</b>	196	203
2	1:56.977	34.270	163	42.935	186	39.772	186	166	9	<b>1:48.780</b>	<b>31.381</b>	187	<b>40.972</b>	<b>195</b>	36.427	195	204
3	1:52.708	33.398	153	42.331	189	36.979	<b>198</b>	196	10	2:02.684	31.519	184	41.248	189	49.917		202
4	1:50.260	32.102	<b>189</b>	41.634	190	36.524	197	<b>207</b>	11	3:48.178	2:30.234	184	41.429	189	36.515	196	
5	1:49.883	31.579	<b>189</b>	41.728	192	36.576	194	205	12	1:50.138	31.615	185	41.840	189	36.683	196	202
6	1:49.152	31.497	187	41.267	189	36.388	195	202	13	2:02.802	32.190	184	41.876	189	48.736		203
7	1:49.141	31.617	186	41.064	191	36.460	196	202									

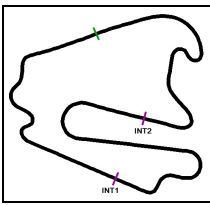
Lap	Time	SE1	SP1	SE2	SP2	SE3	SP3	TSP	Lap	Time	SE1	SP1	SE2	SP2	SE3	SP3	TSP
<b>12</b>	Jason Kremer, DEU/ ,								<b>theoretical besttime: 1:49.872</b>								
1	2:09.133	40.276	145	48.748	157	40.109	176		7	1:59.989	<b>31.610</b>	187	41.749	189	46.630		204
2	1:58.080	35.254	160	44.751	165	38.075	185	179	8	5:34.359	4:13.542	163	44.042	189	36.775	195	
3	1:54.698	32.994	173	43.548	182	38.156	196	189	9	1:51.340	32.180	185	42.072	189	37.088	196	202
4	1:50.702	31.894	186	41.955	189	36.853	195	203	10	<b>1:50.425</b>	32.163	<b>187</b>	<b>41.722</b>	<b>189</b>	<b>36.540</b>	<b>197</b>	204
5	1:50.942	31.955	185	41.985	189	37.002	194	202	11	2:02.506	31.892	185	42.668	188	47.946		<b>205</b>
6	1:57.875	34.494	152	45.838	186	37.543	196	201									

Lap	Time	SE1	SP1	SE2	SP2	SE3	SP3	TSP	Lap	Time	SE1	SP1	SE2	SP2	SE3	SP3	TSP
<b>14</b>	Gustav Malja, SWE/ ,								<b>theoretical besttime: 1:48.579</b>								
1	2:24.042	48.041	152	50.691	159	45.310	157		8	2:14.351	55.945	183	41.891	190	36.515	193	
2	2:25.795	38.737	132	49.071	147	57.987		160	9	1:50.163	31.628	<b>186</b>	41.577	<b>192</b>	36.958	195	200
3	2:17.256	58.170	181	42.265	187	36.821	191		10	<b>1:48.645</b>	31.488	184	<b>41.051</b>	190	<b>36.106</b>	194	201
4	1:50.520	31.994	182	41.958	188	36.568	192	198	11	1:49.929	32.003	183	41.391	189	36.535	<b>195</b>	201
5	1:49.934	31.860	182	41.588	189	36.486	192	199	12	1:49.149	<b>31.422</b>	184	41.274	189	36.453	194	<b>202</b>
6	1:49.611	31.655	184	41.485	190	36.471	193	199	13	2:03.580	32.239	184	42.974	189	48.367		201
7	1:59.548	31.871	184	41.583	191	46.094		200									

Lap	Time	SE1	SP1	SE2	SP2	SE3	SP3	TSP	Lap	Time	SE1	SP1	SE2	SP2	SE3	SP3	TSP
<b>15</b>	Thomas Jäger, AUT/ ,								<b>theoretical besttime: 1:49.360</b>								
1	3:04.301	1:32.651	122	50.239	162	41.411	173		8	1:49.848	32.043	185	41.366	192	36.439	195	202
2	2:01.985	36.749	160	45.958	162	39.278	185	165	9	1:49.681	<b>31.613</b>	185	<b>41.318</b>	<b>192</b>	36.750	195	202
3	1:53.839	34.183	181	42.386	189	37.270	192	179	10	1:49.771	31.696	185	41.550	191	36.525	196	203
4	1:50.696	31.942	182	41.710	190	37.044	193	198	11	2:01.654	33.700	151	49.332	133	38.622	196	203
5	1:49.965	31.841	184	41.393	191	36.731	194	200	12	<b>1:49.541</b>	31.723	<b>185</b>	41.359	192	36.459	<b>197</b>	203
6	1:49.782	31.778	184	41.467	191	36.537	194	201	13	2:25.108	34.473	155	53.514	137	57.121		<b>205</b>
7	1:49.637	31.628	184	41.580	191	<b>36.429</b>	195	201									

Lap	Time	SE1	SP1	SE2	SP2	SE3	SP3	TSP	Lap	Time	SE1	SP1	SE2	SP2	SE3	SP3	TSP
<b>17</b>	Nicolas Pohler, DEU/ ,								<b>theoretical besttime: 1:50.047</b>								
1	2:15.221	45.726	154	49.215	160	40.280	174		8	1:51.916	32.517	181	42.458	189	36.941	194	201
2	1:56.401	34.512	178	43.676	183	38.213	194	178	9	1:50.937	32.160	184	41.818	189	36.959	194	201
3	1:52.133	32.545	184	42.361	190	37.227	<b>195</b>	201	10	1:50.670	32.085	183	41.675	189	36.910	193	201
4	1:51.897	32.264	184	42.525	<b>191</b>	37.108	<b>195</b>	202	11	<b>1:50.047</b>	<b>31.968</b>	183	<b>41.379</b>	190	<b>36.700</b>	194	201
5	1:51.638	32.219	<b>184</b>	42.189	188	37.230	193	<b>203</b>	12	1:50.621	32.218	183	41.536	189	36.867	194	202
6	1:51.318	32.337	183	41.998	189	36.983	193	201	13	2:01.831	32.051	183	42.978	186	46.802		202
7	1:51.639	32.307	184	42.161	189	37.171	193	200									

Lap	Time	SE1	SP1	SE2	SP2	SE3	SP3	TSP	Lap	Time	SE1	SP1	SE2	SP2	SE3	SP3	TSP
<b>19</b>	Sebastian Balthasar, DEU/ ,								<b>theoretical besttime: 1:49.523</b>								
1	2:16.694	44.982	134	50.499	157	41.213	187		8	1:59.701	32.016	186	41.651	188	46.034		202
2	1:54.526	33.416	181	43.541	187	37.569	192	193	9	3:15.967	1:56.251	184	42.006	188	37.710	196	
3	1:51.368	32.382	183	41.994	188	36.992	196	198	10	1:49.836	31.716	<b>187</b>	41.598	189	<b>36.522</b>	195	203
4	1:50.433	32.081	186	41.669	190	36.683	<b>197</b>	203	11	<b>1:49.622</b>	<b>31.703</b>	186	<b>41.298</b>	189	36.621	195	203
5	1:50.853	32.158	186	41.640	<b>192</b>	37.055	197	<b>205</b>	12	1:50.674	32.052	186	41.845	187	36.777	195	203



# ADAC Formel Masters

## Lap analysis Free Practice

Provisional



Lausitzring, Length: 4534 m

Air temperature: 21.7°C

Track temperature: 22.3°C

Weather condition: Dry

**DMSB** Reg. Nr.: 260/12  
Deutscher Motor Sport Bund e.V.

Friday 24.8.2012 11:15

**ADAC Masters  
Weekend**

Lap	Time	SE1	SP1	SE2	SP2	SE3	SP3	TSP	Lap	Time	SE1	SP1	SE2	SP2	SE3	SP3	TSP
6	1:50.391	32.099	185	41.532	189	36.760	193	205	13	2:03.573	32.484	185	42.385	188	48.704	202	
7	1:51.780	32.076	181	42.731	189	36.973	194	199									

### 20 Felix Wieland, DEU/ ,

**theoretical besttime: 1:50.295**

1	2:27.028	53.748	113	51.932	143	41.348	140		8	1:51.191	32.238	185	42.059	189	36.894	194	203
2	2:02.085	37.791	131	46.727	180	37.567	193	137	9	<b>1:50.472</b>	32.102	186	<b>41.678</b>	189	<b>36.692</b>	194	201
3	1:51.778	32.556	185	42.226	189	36.996	195	201	10	1:51.554	31.937	184	42.653	190	36.964	196	201
4	1:51.021	32.282	185	41.930	189	36.809	195	202	11	1:50.938	32.205	185	41.900	189	36.833	195	204
5	1:50.876	32.131	186	42.005	190	36.740	195	203	12	1:51.567	32.187	183	42.402	189	36.978	<b>196</b>	203
6	1:50.509	32.016	<b>186</b>	41.713	<b>190</b>	36.780	195	203	13	1:51.956	32.187	185	42.215	188	37.554	193	<b>204</b>
7	1:53.064	<b>31.925</b>	<b>186</b>	42.348	189	38.791	195	203	14	2:04.963	33.538	181	43.331	188	48.094		201

### 21 Alessio Picariello, BEL/ ,

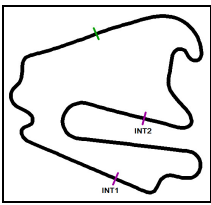
**theoretical besttime: 1:49.771**

1	2:11.514	43.750	148	48.599	168	39.165	186		7	4:14.317	2:55.559	183	41.966	189	36.792	193	
2	1:56.408	33.684	178	44.611	172	38.113	191	188	8	1:50.020	31.760	185	41.539	189	36.721	193	200
3	1:53.695	32.566	171	42.666	184	38.463	195	199	9	<b>1:49.825</b>	<b>31.576</b>	185	<b>41.498</b>	189	36.751	195	200
4	1:50.157	31.729	<b>186</b>	41.731	<b>190</b>	<b>36.697</b>	195	202	10	1:50.670	32.105	185	41.672	188	36.893	<b>195</b>	201
5	1:50.573	32.113	183	41.641	189	36.819	193	202	11	2:07.503	31.639	186	46.825	174	49.039		<b>203</b>
6	2:00.382	31.911	184	41.710	189	46.761		199									

### 23 Nicolas Beer, DEN/ ,

**theoretical besttime: 1:50.240**

1	2:25.648	50.633	134	49.231	154	45.784	156		8	1:50.479	31.907	<b>187</b>	41.837	<b>190</b>	36.735	195	203
2	2:04.400	38.089	128	47.992	186	38.319	191	161	9	1:51.995	32.499	184	42.360	187	37.136	193	202
3	1:53.241	32.996	183	42.880	187	37.365	192	199	10	1:50.428	31.955	184	<b>41.694</b>	188	36.779	194	201
4	1:52.276	32.623	184	42.419	187	37.234	192	199	11	<b>1:50.380</b>	<b>31.842</b>	185	41.834	188	<b>36.704</b>	195	202
5	1:52.091	32.562	184	42.268	187	37.261	196	200	12	1:51.308	32.564	184	41.963	188	36.781	194	203
6	1:51.347	32.125	186	41.824	188	37.398	<b>197</b>	204	13	1:51.787	32.002	185	42.331	187	37.454	194	202
7	1:51.773	32.208	185	42.652	189	36.913	196	<b>205</b>	14	2:03.600	32.405	184	43.151	188	48.044		201



# ADAC Formel Masters

## Vmax list Free Practice

Provisional



Lausitzring, Length: 4534 m  
Air temperature: 21.7°C  
Track temperature: 22.3°C  
Weather condition: Dry

**DMSB** Reg. Nr.: 260/12  
Deutscher Motor Sport Bund e.V.

Friday 24.8.2012 11:15

**ADAC Masters  
Weekend**

Nr	Team, Car, Driver, Nat	Top speed
9	Mücke-Motorsport, Formel ADAC powered by Volkswagen Herzog Florian , DEU	207,73 km/h
3	Lotus, Formel ADAC powered by Volkswagen Kirchhöfer Marvin , DEU	207,06 km/h
11	Mücke-Motorsport, Formel ADAC powered by Volkswagen Grapp Hendrik , DEU	206,50 km/h
8	Mücke-Motorsport, Formel ADAC powered by Volkswagen Nissany Roy , ISR	206,22 km/h
10	Mücke-Motorsport, Formel ADAC powered by Volkswagen Caspari Luca , DEU	205,44 km/h
19	G&J /Schiller Motorsport, Formel ADAC powered by Volkswagen Balthasar Sebastian , DEU	205,25 km/h
6	Lotus, Formel ADAC powered by Volkswagen Dontje Indy , NLD	205,21 km/h
23	HS Engineering, Formel ADAC powered by Volkswagen Beer Nicolas , DEN	205,09 km/h
12	Mücke-Motorsport, Formel ADAC powered by Volkswagen Kremer Jason , DEU	204,82 km/h
15	Neuhauser Racing, Formel ADAC powered by Volkswagen Jäger Thomas , AUT	204,51 km/h
7	Lotus, Formel ADAC powered by Volkswagen Schmidt Jeffrey , CHE	204,31 km/h
5	Lotus, Formel ADAC powered by Volkswagen Visser Beitske , NLD	204,08 km/h
20	HS Engineering, Formel ADAC powered by Volkswagen Wieland Felix , DEU	203,89 km/h
17	Team KUG Motorsport, Formel ADAC powered by Volkswagen Pohler Nicolas , DEU	202,59 km/h
21	G&J /Schiller Motorsport, Formel ADAC powered by Volkswagen Picariello Alessio , BEL	202,55 km/h
14	Neuhauser Racing, Formel ADAC powered by Volkswagen Malja Gustav , SWE	202,10 km/h