

ADAC GT Masters

Results Free Practice 1

Provisional



Lausitzring, Length: 4534 m

Air temperature: 22.4°C

Track temperature: 27.7°C

Weather condition: Wet



Reg. Nr.: 259/2012

Friday 24.8.2012 09:00



started : 37 classified : 37 not classified : 0

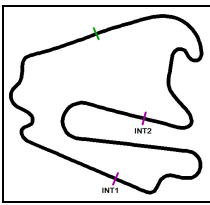
	Drivers	Team	Car	Lap	Best Time	Gap	Diff	Kph	Day Time
1	5 S.Asch/M.Götz	kfzteile24 MS RACING Team(DEU)	Mercedes Benz AMG SLS GT3	24	1:46.046			153,9	10:00:55
2	10 L.Arnold/A.Margaritis	Schöner Wohnen Polarweiss Team	Mercedes Benz AMG SLS GT3	25	1:46.150	0.104	0.104	153,8	10:01:04
3	15 S.Dolenc(*A*)/M.Ragginger	FACH AUTO TECH(CHE)	Porsche 911 GT3 R	17	1:46.168	0.122	0.018	153,7	10:01:45
4	29 R.Renauer/N.Armino	FROGREEN CO2 neutral(DEU)	Porsche 911 GT3 R	23	1:46.476	0.430	0.308	153,3	10:01:15
5	7 C.Frankenhou/K.Heyer	Heico Motorsport(DEU)	Mercedes Benz AMG SLS GT3	25	1:46.689	0.643	0.213	153,0	10:01:14
6	27 A.Wirth/H.Frentzen	Callaway Competition(DEU)	Corvette Z06.R GT3	20	1:46.786	0.740	0.097	152,9	10:00:57
7	1 D.Lunardi/M.Martin	ALPINA(DEU)	BMW Alpina B6 GT3	17	1:46.942	0.896	0.156	152,6	10:00:44
8	26 R.Bourdeaux(*A*)/A.Renauer	Team GT 3 Kasko(DEU)	Porsche 911 GT3 R	21	1:47.139	1.093	0.197	152,3	9:59:51
9	8 D.Baumann/H.Proczyk	Heico Motorsport(DEU)	Mercedes Benz AMG SLS GT3	25	1:47.186	1.140	0.047	152,3	10:01:43
10	42 K.Wendlinger/J.Seyffarth	SMS Seyffarth Motorsport(DEU)	Mercedes Benz AMG SLS GT3	21	1:47.396	1.350	0.210	152,0	10:01:30
11	44 J.Stovicek(*A*)/E.Janis	HEICO-GRAVITY CHAROUZ TEAM	Mercedes Benz AMG SLS GT3	28	1:47.397	1.351	0.001	152,0	10:01:28
12	4 D.Dobitsch/F.Stoll	kfzteile24 MS RACING Team(DEU)	Mercedes Benz AMG SLS GT3	23	1:47.460	1.414	0.063	151,9	10:00:42
13	20 C.Hürtgen/D.Schwager	Schubert Motorsport(DEU)	BMW Z4 GT3	24	1:47.594	1.548	0.134	151,7	10:01:37
14	36 C.Engelhart/N.Tandy	Team Geyer&Weinig EDV Schütz M	Porsche 911 GT3 R	20	1:47.600	1.554	0.006	151,7	9:58:37
15	23 F.Lestrup/M.Öhlin	WestCoastRacing(SWE)	BMW Z4 GT3	21	1:47.654	1.608	0.054	151,6	10:00:27
16	28 D.Alessi/D.Keilwitz	Callaway Competition(DEU)	Corvette Z06.R GT3	16	1:47.739	1.693	0.085	151,5	10:00:40
17	40 C.Mamerow/C.Haase	MAMEROW Racing(DEU)	AUDI R8 LMS ultra	22	1:48.034	1.988	0.295	151,1	9:58:29
18	33 K.Poulsen(*A*)/C.Nygaard	Young Driver AMR(DEU)	Aston Martin V12 Vantage GT3	20	1:48.409	2.363	0.375	150,6	10:00:59
19	21 E.Sandström/C.Mies	Prosperia uhc speed(DEU)	AUDI R8 LMS ultra	16	1:48.410	2.364	0.001	150,6	9:59:25
20	6 M.Farnbacher/N.Kentenich	Farnbacher ESET Racing(DEU)	Porsche 911 GT3 R	23	1:48.480	2.434	0.070	150,5	10:00:40
21	11 R.Bader/D.Mengesdorf	Team rhino's Leipter Motorsport(DE)	Lamborghini Gallardo LP600+	26	1:48.496	2.450	0.016	150,4	10:01:33
22	9 M.Buhk/A.Simonsen	HEICO Junior Team(DEU)	Mercedes Benz AMG SLS GT3	23	1:48.548	2.502	0.052	150,4	9:59:23
23	31 T.Schulze/M.Schulze	Schulze Motorsport(DEU)	Nissan GT-R GT3	25	1:48.560	2.514	0.012	150,4	9:59:01
24	18 T.Seiler(*A*)/F.Kechele	Callaway Competition(DEU)	Corvette Z06.R GT3	21	1:48.739	2.693	0.179	150,1	9:59:24
25	34 M.Sandritter/P.Geipel	YACO Racing powered by Jochen S	Chevrolet Camaro GT3	21	1:49.074	3.028	0.335	149,6	10:00:20
26	2 F.Spengler/J.Leidinger	Liqui Moly Team Engstler(DEU)	BMW Alpina B6 GT3	24	1:49.328	3.282	0.254	149,3	10:01:20
27	41 J.den Boer/S.Knap	DB Motorsport(NLD)	BMW Z4 GT3	26	1:49.357	3.311	0.029	149,3	10:00:15
28	14 F.Barth/C.Ott	MRS GT-Racing(DEU)	McLaren MP4-12C GT3	19	1:49.885	3.839	0.528	148,5	10:00:19
29	38 J.Krohn/N.Verdonck	Lambda Performance(DEU)	Ford GT GT3	23	1:49.979	3.933	0.094	148,4	10:00:23
30	43 G.Grasser/C.Seifert	GRT Grasser Racing Team(AUT)	Lamborghini Gallardo LP600+	24	1:50.169	4.123	0.190	148,2	10:00:17
31	17 R.Lips(*A*)/F.Schmickler	Callaway Competition(DEU)	Corvette Z06.R GT3	24	1:51.290	5.244	1.121	146,7	10:00:52
32	16 A.Gugger(*A*)/O.Klohs(*A*)	FACH AUTO TECH(CHE)	Porsche 911 GT3 R	19	2:01.075	15.029	9.785	134,8	9:51:38
33	22 C.Tilke(*A*)/C.Abt	Prosperia uhc speed(DEU)	AUDI R8 LMS ultra	19	2:01.719	15.673	0.644	134,1	10:01:23
34	37 C.Brück/S.Bert	Gemballa Racing(DEU)	McLaren MP4-12C GT3	17	2:02.606	16.560	0.887	133,1	9:48:04
35	25 G.Engelhardt(*A*)/M.Seefried	Team GT 3 Kasko(DEU)	Porsche 911 GT3 R	19	2:04.206	18.160	1.600	131,4	9:49:45
36	32 F.Stuck/J.Stuck	Young Driver AMR(DEU)	Aston Martin V12 Vantage GT3	3	2:11.388	25.342	7.182	124,2	9:08:41
51	C.Schrezenmeier(*A*)/N.Janz(*A*)	Team GT 3 Kasko(DEU)	Porsche 911 GT3 R	0					

Subject to final scrutineering!

Publications Time:

Race Director:

Time Keeping:



ADAC GT Masters

Lap analysis Free Practice 1



Provisional

Lausitzring, Length: 4534 m
 Air temperature: 22.0°C
 Track temperature: 26.5°C
 Weather condition: Wet

DMSB Reg. Nr.: 259/2012
Deutscher Motor Sport Bund e.V.

**ADAC Masters
 Weekend**

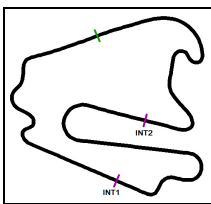
Friday 24.8.2012 09:00

Lap	Time	SE1	SP1	SE2	SP2	SE3	SP3	TSP	Lap	Time	SE1	SP1	SE2	SP2	SE3	SP3	TSP
1 Dino Lunardi, FRA/ Maxime Martin, BEL									theoretical besttime: 1:46.942								
1	2:52.279	1:01.184	159	53.838	141	57.257			10	2:16.138	37.393	216	47.810	209	50.935	242	
2	15:52.751	14:14.538	171	52.809	184	45.404	222		11	4:57.846	3:30.134	217	47.554	212	40.158	231	
3	2:07.395	38.045	215	48.168	206	41.182	232	231	12	2:05.166	37.441	215	46.930	210	40.795	232	
4	2:06.167	37.601	215	47.886	199	40.680	231	242	13	2:13.743	37.200	215	46.383	213	50.160	243	
5	2:08.668	37.729	216	49.595	201	41.344	232	242	14	5:25.914	4:03.977	214	44.641	214	37.296	236	
6	2:17.405	37.269	217	47.785	210	52.351		244	15	1:50.309	32.885	220	41.744	220	35.680	239	
7	6:43.436	5:15.162	216	47.452	210	40.822	232		16	1:49.448	33.340	220	41.135	219	34.973	238	
8	2:05.399	37.008	217	47.514	209	40.877	233	242	17	1:46.942	31.457	221	40.516	221	34.969	238	
9	2:05.337	37.261	217	47.243	209	40.833	232	243	18		31.513	221	41.555	219		249	

2 Florian Spengler, DEU/ Johannes Leidinger, DEU									theoretical besttime: 1:48.572								
1	2:48.840	1:04.154	132	55.789	138	48.897	202		14	5:58.240	4:23.506	183	52.078	203	42.656	229	
2	2:15.156	40.086	211	50.512	196	44.558	228	135	15	2:15.799	41.588	208	50.663	204	43.548	228	
3	2:11.657	38.560	214	49.201	208	43.896	229	238	16	2:08.274	37.575	215	48.890	209	41.809	230	
4	2:10.528	37.992	216	49.062	204	43.474	230	240	17	2:06.266	36.851	215	48.240	210	41.175	231	
5	2:08.077	38.242	214	48.416	209	41.419	231	241	18	2:17.264	38.403	214	48.468	201	50.393	242	
6	2:16.601	37.151	216	48.507	210	50.943		242	19	5:28.045	3:53.555	157	52.747	191	41.743	224	
7	4:27.011	2:56.842	212	48.727	209	41.442	228		20	2:01.128	36.521	219	45.549	193	39.058	237	
8	2:07.590	37.421	216	48.171	208	41.998	230	239	21	1:50.441	32.369	222	41.995	221	36.077	238	
9	2:25.278	41.217	135	57.748	180	46.313	229	240	22	1:54.022	32.347	221	44.578	221	37.097	236	
10	2:08.529	37.788	216	49.693	207	41.048	231	240	23	1:50.908	32.567	222	42.848	221	35.493	239	
11	2:09.548	37.960	215	49.833	208	41.755	232	241	24	1:49.328	31.774	221	41.305	222	36.249	236	
12	2:12.086	37.465	216	53.339	209	41.282	229	244	25		54.485	39				246	
13	2:19.078	37.912	214	50.475	145	50.691		241									

4 Daniel Dobitsch, AUT/ Florian Stoll, DEU									theoretical besttime: 1:47.460								
1	3:10.807	1:15.167	154	56.633	152	59.007			13	2:06.712	37.309	218	47.917	211	41.486	230	
2	2:55.232	1:20.988	211	50.464	206	43.780	228		14	2:17.789	37.790	217	48.463	213	51.536	242	
3	2:33.749	38.527	213	48.976	207	1:06.246	224	239	15	5:31.358	3:58.898	214	50.427	199	42.033	229	
4	2:12.714	38.415	214	50.883	176	43.416	232	235	16	2:06.842	37.369	217	48.376	212	41.097	231	
5	2:08.714	37.903	217	48.863	210	41.948	233	243	17	2:04.488	36.703	216	47.123	215	40.662	231	
6	2:22.623	38.131	217	52.417	177	52.075		231	18	2:03.440	36.451	216	46.726	207	40.263	232	
7	3:36.068	2:05.328	217	48.835	207	41.905	233		19	2:30.024	37.513	175	51.875	117	1:00.636	243	
8	2:07.366	37.560	217	48.125	213	41.681	235	244	20	4:18.031	2:49.878	159	49.169	205	38.984	236	
9	2:20.572	38.744	218	49.655	206	52.173		231	21	1:52.914	34.414	220	42.678	220	35.822	241	
10	4:32.946	2:59.097	213	51.021	207	42.828	233		22	1:48.467	31.640	223	41.394	218	35.433	241	
11	2:06.644	37.885	215	48.147	211	40.612	234	243	23	1:47.460	31.174	223	41.057	221	35.229	241	
12	2:06.789	37.730	216	47.605	213	41.454	233	245	24		32.350	202	43.369	189		251	

5 Sebastian Asch, DEU/ Maximilian Götz, DEU									theoretical besttime: 1:46.046								
1	3:08.316	1:16.457	129	1:01.102	144	50.757	195		14	2:05.767	37.079	217	47.695	213	40.993	235	
2	2:29.582	41.225	180	54.521	190	53.836		201	15	2:05.116	36.695	217	47.780	209	40.641	235	
3	3:54.644	2:17.487	177	52.478	189	44.679	212		16	2:16.303	37.066	215	48.888	209	50.349	244	
4	2:18.178	39.645	201	52.824	172	45.709	206	216	17	4:37.371	3:07.308	216	48.462	192	41.601	233	
5	2:15.777	39.702	212	51.705	204	44.370	209	218	18	2:00.790	36.016	218	44.917	217	39.857	233	
6	2:15.494	40.514	191	52.162	197	42.818	232	213	19	2:11.436	35.617	215	46.605	200	49.214	245	
7	2:09.481	38.665	216	48.927	211	41.889	233	233	20	3:44.930	2:24.248	213	44.146	213	36.536	238	
8	2:08.675	37.907	216	49.058	206	41.710	234	243	21	1:48.890	32.217	221	41.209	222	35.464	239	
9	2:08.552	37.715	218	48.674	211	42.163	233	243	22	1:47.802	32.398	217	40.595	224	34.809	241	
10	2:07.590	37.406	217	48.498	210	41.686	235	244	23	1:49.795	32.272	221	41.357	208	36.166	239	
11	2:21.183	39.224	216	50.524	206	51.435		245	24	1:46.046	31.033	223	40.340	223	34.673	240	
12	5:16.765	3:46.284	214	48.883	210	41.598	234		25		32.740	219	40.368	223		250	
13	2:06.572	37.202	215	47.938	211	41.432	234	243								250	



ADAC GT Masters

Lap analysis Free Practice 1

Provisional



Lausitzring, Length: 4534 m

Air temperature: 22.0°C

Track temperature: 26.5°C

Weather condition: Wet



Reg. Nr.: 259/2012

Friday 24.8.2012 09:00

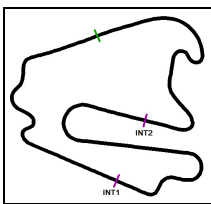
**ADAC Masters
Weekend**

Lap	Time	SE1	SP1	SE2	SP2	SE3	SP3	TSP	Lap	Time	SE1	SP1	SE2	SP2	SE3	SP3	TSP
6 Mario Farnbacher, DEU/ Niclas Kentenich, DEU									theoretical besttime: 1:48.480								
1	3:16.394	1:21.665	149	58.020	155	56.709			13	2:05.989	37.055	221	47.406	213	41.528	238	249
2	2:36.546	53.595		51.160	183	51.791			14	2:15.061	37.693	223	47.846	207	49.522		249
3	2:33.368	52.487	208	49.046	201	51.835			15	3:53.630	2:20.392	213	50.705	207	42.533	228	
4	3:42.854	2:10.378	217	49.764	163	42.712	236		16	2:06.513	37.023	219	48.151	213	41.339	234	243
5	2:08.730	38.351	219	48.520	199	41.859	237	245	17	2:05.089	36.757	220	47.655	214	40.677	236	246
6	2:08.874	38.855	221	48.256	197	41.763	236	230	18	2:04.457	36.721	221	46.858	216	40.878	235	247
7	2:07.847	38.288	217	48.186	208	41.373	238	248	19	2:18.312	36.825	219	48.746	206	52.741		249
8	2:17.569	37.488	221	47.885	208	52.196		246	20	4:21.839	2:46.645	219	45.973	215	49.221		
9	3:53.216	2:22.892	207	48.806	201	41.518	238		21	4:44.546	3:20.378		46.763	213	37.405	242	
10	2:07.476	38.108	220	48.384	215	40.984	240	242	22	1:50.271	32.451	223	41.984	219	35.836	244	252
11	2:07.044	37.560	222	48.267	214	41.217	237	249	23	1:48.480	31.820	224	41.388	219	35.272	245	253
12	2:06.365	37.765	222	47.462	216	41.138	239	251	24		31.361	221	41.630	225			254

Lap	Time	SE1	SP1	SE2	SP2	SE3	SP3	TSP	Lap	Time	SE1	SP1	SE2	SP2	SE3	SP3	TSP
7 Christiaan Frankenhou, NLD/ Kenneth Heyer, DEU									theoretical besttime: 1:46.689								
1	3:05.475	1:18.211	125	55.851	130	51.413	221		14	2:10.354	39.111	216	48.985	203	42.258	228	215
2	2:14.631	39.199	207	51.580	193	43.852	228	232	15	2:08.933	38.317	216	48.825	205	41.791	231	239
3	2:11.162	38.590	213	49.900	198	42.672	229	238	16	2:13.040	39.900	216	50.441	200	42.699	229	241
4	2:11.510	38.175	215	49.794	178	43.541	230	239	17	2:09.027	37.763	216	49.612	205	41.652	228	240
5	2:10.243	37.940	215	49.498	186	42.805	230	241	18	2:09.739	38.500	215	48.442	212	42.797	225	239
6	2:09.593	37.799	215	49.446	209	42.348	229	240	19	2:16.054	38.148	216	47.221	209	50.685		237
7	2:09.645	38.375	212	48.796	208	42.474	229	240	20	4:39.856	3:12.980	209	48.468	214	38.408	235	
8	2:16.612	39.117	186	51.419	177	46.076		239	21	1:54.845	33.816	219	43.148	188	37.881	236	246
9	6:55.559	5:01.599	198	56.438	134	57.522	204		22	1:49.922	32.309	220	41.733	221	35.880	238	247
10	2:12.831	39.224	214	50.425	207	43.182	226	220	23	1:49.237	31.640	220	42.330	223	35.267	238	248
11	2:06.435	38.712	215	49.973	208	37.750	206	237	24	1:53.948	31.135	221	47.304	213	35.509	239	248
12	2:12.786	40.749	216	49.210	207	42.827	227	223	25	1:46.689	30.933	222	40.776	223	34.980	237	249
13	2:15.637	38.777	215	49.344	205	47.516	199	239	26		34.443	221	41.764	218			232

Lap	Time	SE1	SP1	SE2	SP2	SE3	SP3	TSP	Lap	Time	SE1	SP1	SE2	SP2	SE3	SP3	TSP
8 Dominik Baumann, AUT/ Harald Proczyk, AUT									theoretical besttime: 1:47.186								
1	2:57.033	1:12.534	161	55.361	180	49.138	204		14	2:08.842	38.807	217	48.196	210	41.839	230	238
2	2:11.233	38.905	211	49.525	209	42.803	226	211	15	2:07.448	37.526	217	48.236	211	41.686	231	241
3	2:09.167	37.662	214	49.206	207	42.299	225	237	16	2:08.840	37.822	216	48.945	208	42.073	226	243
4	2:12.061	37.325	216	48.466	211	46.270	214	236	17	2:06.838	37.807	215	48.045	211	40.986	232	237
5	2:09.821	38.060	215	48.745	209	43.016	230	229	18	2:07.156	36.700	217	49.455	212	41.001	232	244
6	2:08.182	37.310	217	48.426	211	42.446	231	241	19	2:12.505	36.629	216	46.365	213	49.511		243
7	2:07.319	37.534	216	48.472	211	41.313	229	241	20	5:46.553	4:18.119	166	49.878	211	38.556	235	
8	2:07.822	37.337	215	48.009	212	42.476		240	21	1:52.017	33.465	218	42.405	221	36.147	239	245
9	7:16.347	5:40.527	211	51.134	198	44.686	223		22	1:49.663	32.235	220	41.789	221	35.639	238	249
10	2:14.067	38.940	213	49.716	208	45.411	225	234	23	1:47.840	31.771	220	41.030	221	35.039	239	249
11	2:09.409	37.957	214	48.475	208	42.977	224	237	24	1:47.900	32.139	220	40.852	222	34.909	239	250
12	2:08.510	37.577	216	48.523	210	42.410	227	235	25	1:47.186	31.599	221	40.725	222	34.862	238	249
13	2:08.807	37.718	216	48.321	208	42.768	228	239	26		31.789	221					249

Lap	Time	SE1	SP1	SE2	SP2	SE3	SP3	TSP	Lap	Time	SE1	SP1	SE2	SP2	SE3	SP3	TSP
9 Maximilian Buhk, DEU/ Andreas Simonsen, SWE									theoretical besttime: 1:48.548								
1	3:41.563	2:05.405	179	52.423	198	43.735	225		14	2:06.102	37.243	218	47.494	214	41.365	233	245
2	2:10.388	38.136	214	49.132	207	43.120	225	236	15	2:09.833	40.526	217	47.833	210	41.474	232	243
3	2:08.667	38.342	215	48.957	208	41.368	230	235	16	2:27.068	37.289	218	56.171	142	53.608		243
4	2:07.070	37.260	215	48.466	208	41.344	230	241	17	5:12.939	3:44.922	215	47.400	212	40.617	230	
5	2:06.592	37.207	215	48.057	212	41.328	231	240	18	2:01.751	35.815	216	45.783	213	40.153	232	241
6	2:18.765	37.870	216	50.085	191	50.810		241	19	2:00.362	35.631	217	44.951	214	39.780	229	242
7	6:31.269	4:59.239	207	49.916	201	42.114	231		20	1:58.075	34.849	215	44.226	217	39.000	232	240
8	2:09.461	37.693	217	49.958	189	41.810	232	241	21	2:06.285	34.916	215	44.773	213	46.596		243
9	2:12.234	37.449	218	48.406	211	46.379	230	242	22	3:19.301	1:59.893	202	43.118	200	36.290	238	
10	2:11.594	38.428	218	50.108	193	43.058	224	241	23	1:48.548	31.460	221	41.492	220	35.596	237	249
11	2:21.849	38.849	178	59.936	212	43.064	233	236	24	1:49.488	31.591	221	42.136	176	35.761	237	249
12	2:06.272	37.255	218	47.941	212	41.076	233	244	25		31.022	221	40.702	218			247
13	2:06.620	37.787	218	47.598	213	41.235	234	244									



ADAC GT Masters

Lap analysis Free Practice 1

Provisional



Lausitzring, Length: 4534 m

Air temperature: 22.0°C

Track temperature: 26.5°C

Weather condition: Wet



Reg. Nr.: 259/2012

Friday 24.8.2012 09:00



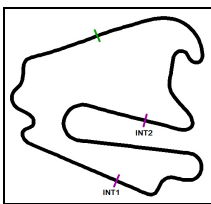
Lap	Time	SE1	SP1	SE2	SP2	SE3	SP3	TSP	Lap	Time	SE1	SP1	SE2	SP2	SE3	SP3	TSP
10 Lance David Arnold, DEU/ Alexandros Margaritis, GRC									theoretical besttime: 1:46.150								
1	2:48.575	1:08.382	177	54.468	199	45.725	211		14	2:06.086	37.521	215	47.471	211	41.094	232	242
2	2:13.688	38.763	213	49.701	206	45.224	223	226	15	2:16.523	37.208	216	47.726	199	51.589		243
3	2:10.252	38.626	215	49.378	207	42.248	227	233	16	4:11.445	2:39.902	214	49.154	202	42.389	231	
4	2:09.493	37.905	215	48.849	192	42.739	229	238	17	2:05.447	37.238	215	47.390	210	40.819	230	243
5	2:08.929	37.832	215	48.432	201	42.665	228	240	18	2:03.166	36.715	215	46.541	214	39.910	230	242
6	2:08.044	37.786	215	48.562	209	41.696	230	239	19	2:00.617	36.233	215	45.060	214	39.324	231	242
7	2:06.907	37.731	215	47.957	209	41.219	232	241	20	2:08.058	35.745	215	45.317	215	46.996		242
8	2:09.166	38.139	215	48.522	208	42.505		242	21	3:50.467	2:24.751	188	48.359	213	37.357	234	
9	6:47.237	5:15.069	139	49.799	209	42.369	231		22	1:49.658	32.437	220	41.822	220	35.399	236	245
10	2:09.126	37.942	215	48.138	209	43.046	232	242	23	1:47.643	31.792	217	41.031	220	34.820	237	246
11	2:07.566	37.565	216	48.242	209	41.759	232	242	24	1:47.260	31.254	219	40.847	221	35.159	236	248
12	2:06.227	37.840	215	47.183	210	41.204	232	243	25	1:46.150	30.902	221	40.461	222	34.787	236	247
13	2:05.933	37.397	216	47.361	209	41.175	232	243	26		34.980	165	44.252	210			246

11 Raffael Bader, CHE/ David Mengesdorf, DEU									theoretical besttime: 1:48.496								
1	2:56.724	1:13.416	132	56.877	148	46.431	155		15	4:12.194	2:37.573	198	50.952	179	43.669	226	
2	2:12.716	40.431	176	49.759	207	42.526	225	178	16	2:10.662	37.997	212	50.628	200	42.037	226	232
3	2:08.355	37.623	212	48.654	210	42.078	227	234	17	2:07.101	37.210	214	48.450	209	41.441	228	238
4	2:08.815	37.377	214	49.107	206	42.331	229	236	18	2:05.930	37.067	214	47.571	209	41.292	228	238
5	2:08.687	38.462	212	48.126	210	42.099	229	238	19	2:04.494	36.798	213	47.083	210	40.613	227	238
6	2:07.442	37.175	215	48.199	209	42.068	226	239	20	2:04.125	36.721	212	47.044	209	40.360	227	237
7	2:15.533	37.281	214	48.028	209	50.224		236	21	2:14.372	36.343	213	48.535	208	49.494		237
8	3:47.412	2:17.596	213	47.912	208	41.904	227		22	4:35.572	3:04.600	148	50.900	202	40.072	228	
9	2:06.674	37.213	215	47.893	209	41.568	229	237	23	1:56.996	34.714	213	43.820	215	38.462	221	238
10	2:06.064	37.143	215	47.600	210	41.321	229	238	24	1:51.899	32.960	216	42.482	218	36.457	234	234
11	2:06.480	37.414	213	47.489	211	41.577	229	238	25	1:49.995	31.969	217	41.539	219	36.487	232	243
12	2:06.220	36.932	213	47.590	211	41.698	228	236	26	1:48.496	31.648	217	41.102	218	35.746	233	242
13	2:05.497	37.143	213	47.413	211	40.941	229	238	27		32.135	215					243
14	2:14.819	36.988	213	47.757	210	50.074		238									

14 Fredy Barth, CHE/ Christian Ott, DEU									theoretical besttime: 1:49.885								
1	3:58.311	2:22.315	140	52.670	190	43.326	226		11	7:26.504	5:50.188	187	51.998	200	44.318	226	
2	2:19.141	39.327	214	56.756	208	43.058	227	238	12	2:17.412	40.433	217	51.563	200	45.416	229	233
3	2:14.774	37.934		50.350	208	46.490	189	238	13	2:14.182	39.072	218	50.242	210	44.868	230	235
4	2:13.962	39.181	215	51.263	151	43.518	230	207	14	2:13.624	39.609	216	49.863	207	44.152	229	233
5	2:12.112	38.638	215	50.993	207	42.481	231	240	15	2:13.782	39.941	215	50.499	205	43.342	229	240
6	2:09.755	37.640		50.521	208	41.594	231	241	16	2:19.681	37.716		53.129	134	48.836		240
7	2:21.526	48.573	1	51.572	209	41.381	234	242	17	13:28.072	11:53.892		53.389	176	40.791	236	
8	2:10.383	37.879	217	48.731	208	43.773	233	244	18	1:57.821	36.846	219	44.160	216	36.815	239	246
9	2:08.151	38.320	217	48.601	210	41.230	233	243	19	1:49.885	32.138	222	42.022	219	35.725	238	250
10	2:29.638	37.747	216	50.003	197	1:01.888		242	20		32.544	197	44.472	146			249

15 Swen Dolenc, DEU/ Martin Ragginger, AUT									theoretical besttime: 1:46.168								
1	2:40.918	1:02.326	138	53.433	156	45.159	230		10	25:39.756	24:09.876	183	49.596	193	40.284	231	
2	2:10.718	38.253	218	49.926	210	42.539	229	221	11	1:57.195	35.322	220	44.391	213	37.482	242	243
3	2:08.189	38.327	219	48.565	211	41.297	237	232	12	1:51.767	33.379	223	42.269	224	36.119	243	253
4	2:11.382	38.783	220	48.176	206	44.423	229	222	13	1:49.669	32.431	224	41.731	225	35.507	244	255
5	2:11.661	41.432	220	48.539	212	41.690	237	242	14	1:48.665	31.750	225	41.357	227	35.558	245	256
6	2:13.036	37.391	221	48.574	210	47.071		248	15	1:47.172	31.570	226	40.800	227	34.802	246	256
7	5:12.104	3:41.937	219	48.850	212	41.317	237		16	1:47.835	31.154	227	41.758	225	34.923	245	257
8	2:11.529	40.261	222	48.671	209	42.597	237	248	17	1:46.168	30.955	227	40.636	226	34.577	245	257
9	2:16.939	37.397	222	48.295	214	51.247		248	18		30.720	227					256

16 Andrina Gugger, CHE/ Otto Klohs, DEU									theoretical besttime: 2:00.702								
1	3:32.628	1:10.804	157	55.846	191	1:25.978	199		11	2:12.869	39.469	217	50.483	207	42.917	227	242
2	2:19.923	40.448	190	52.519	193	46.956	212	209	12	2:11.749	38.342	219	50.609	205	42.798	230	241
3	2:17.891	40.369	210	52.755	187	44.767	223	204	13	2:11.795	38.671	219	50.276	205	42.848	229	242
4	2:18.189	39.810	215	52.582	179	45.797	224	230	14	2:12.468	38.872	218	50.641	204	42.955	231	239
5	2:28.150	39.345	216	51.700	201	57.105	218	238	15	2:22.375	38.940	219	51.029	203	52.406		239



ADAC GT Masters

Lap analysis Free Practice 1



Provisional

Lausitzring, Length: 4534 m

Air temperature: 22.0°C

Track temperature: 26.5°C

Weather condition: Wet



Reg. Nr.: 259/2012

Friday 24.8.2012 09:00

**ADAC Masters
Weekend**

Lap	Time	SE1	SP1	SE2	SP2	SE3	SP3	TSP	Lap	Time	SE1	SP1	SE2	SP2	SE3	SP3	TSP
6	2:58.015	38.979	218	1:33.776	156	45.260	209	224	16	5:59.846	4:28.670	203	49.985	201	41.191	235	
7	2:20.402	40.121	217	51.600	195	48.681		218	17	2:04.750	37.083	219	47.631	214	40.036	237	244
8	5:35.438	3:58.300	212	52.457	174	44.681	226		18	2:03.740	36.033	220	47.794	210	39.913	238	247
9	2:14.331	39.502	218	51.165	198	43.664	224	236	19	2:01.075	35.687	220	45.899	216	39.489	238	248
10	2:12.780	39.295	218	50.600	207	42.885	230	236	20	2:32.926	35.314	221	1:00.199	125	57.413		248

17 Remo Lips, CHE/ Frank Schmickler, DEU

theoretical besttime: 1:50.906

1	2:40.730	54.713	155	59.900	151	46.117	178		14	4:50.768	3:09.212	136	55.924	172	45.632	198	
2	2:23.091	43.493	189	54.187	154	45.411	204	176	15	2:15.461	39.581	209	52.207	178	43.673	221	202
3	2:19.059	39.539	194	52.255	148	47.265	225	208	16	2:11.198	38.576	216	49.948	194	42.674	227	233
4	2:13.863	38.803	212	50.224	191	44.836	223	237	17	2:07.598	37.458	217	48.787	205	41.353	229	239
5	2:12.204	39.021	213	49.656	182	43.527	227	236	18	2:06.097	37.083	216	48.049	208	40.965	231	241
6	3:10.109	1:28.115	210	50.970	197	51.024		237	19	2:03.977	36.732	216	46.942	213	40.303	230	243
7	4:49.229	3:13.091	213	50.634	200	45.504	228		20	2:19.614	36.953	214	50.042	168	52.619		242
8	2:10.647	38.416	215	49.373	206	42.858	227	240	21	4:19.880	2:42.949	178	54.712	197	42.219	224	
9	2:11.385	38.445	216	50.112	205	42.828	228	239	22	1:58.990	35.376	219	45.072	218	38.542	238	237
10	2:09.356	38.372	214	49.114	211	41.870	230	240	23	1:53.022	33.491	210	43.035	220	36.496	240	250
11	2:09.138	37.995	217	49.162	211	41.981	229	242	24	1:51.290	32.383	222	42.027	222	36.880	241	251
12	2:09.122	38.463	215	48.690	210	41.969	230	241	25		36.551	193	45.154	200			236
13	2:16.186	38.211	217	48.984	211	48.991		242									

18 Toni Seiler, CHE/ Frank Kechele, DEU

theoretical besttime: 1:48.653

1	3:35.876	1:19.676	128	1:28.183	149	48.017	213		13	2:08.239	37.569	220	48.281	197	42.389	235	245
2	2:19.245	40.783	188	51.556	191	46.906	222	197	14	2:05.208	37.005	219	47.477	213	40.726	237	246
3	2:58.105	39.974	208	51.493	184	1:26.638		231	15	2:17.444	36.715	219	48.782	207	51.947		248
4	5:49.891	4:10.630	144	53.828	181	45.433	216		16	5:12.408	3:28.213	144	59.941	129	44.254	228	
5	2:14.771	39.853	213	50.692	200	44.226	225	230	17	2:05.027	36.498	214	48.852	211	39.677	236	241
6	2:14.257	39.040	211	50.632	200	44.585	226	236	18	1:56.003	33.686	221	45.013	215	37.304	240	248
7	2:25.816	39.517	213	52.673	198	53.626		239	19	2:15.647	52.181	205	45.731	216	37.735	241	251
8	7:27.912	5:47.081	211	55.716	182	45.115	231		20	1:50.528	32.444	224	42.131	222	35.953	241	253
9	2:13.185	38.954	217	51.243	201	42.988	231	244	21	1:48.739	31.794	225	41.795	221	35.150	242	253
10	2:09.500	38.245	217	49.397	205	41.858	234	244	22	1:48.893	31.748	224	41.755	219	35.390	242	253
11	2:07.144	37.635	219	48.127	212	41.382	236	246	23		32.050	225	41.897	221			253
12	2:09.218	37.109	220	49.714	202	42.395	233	247									

20 Claudia Hürtgen, DEU/ Dominik Schwager, DEU

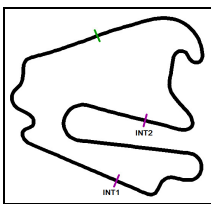
theoretical besttime: 1:47.529

1	3:02.339	1:22.398	190	54.878	171	45.063	217		14	3:50.492	2:20.972	210	47.816	207	41.704	222	
2	2:09.255	38.380	206	49.338	199	41.537	226	229	15	2:06.996	37.501	212	48.069	202	41.426	224	234
3	2:07.925	36.715		49.153	202	42.057	224	235	16	2:05.766	36.937	210	47.923	206	40.906	225	234
4	2:18.619	37.885	209	49.000	188	51.734		235	17	2:12.439	36.419	209	47.794	206	48.226		235
5	3:34.414	2:03.914	204	48.623	203	41.877	224		18	5:37.790	4:06.651	183	50.605	205	40.534	224	
6	2:06.630	37.271	209	48.079	204	41.280	223	234	19	2:00.101	36.329	211	45.973	210	37.799	231	229
7	2:06.582	37.372	210	47.821	205	41.389	224	234	20	1:54.341	33.865	214	43.779	214	36.697	231	240
8	2:08.693	37.413	210	48.314	204	42.966	223	235	21	1:51.040	32.015		42.995	214	36.030	231	241
9	2:16.901	37.275	210	48.567	198	51.059		231	22	1:48.839	31.299	1	42.138	217	35.402	232	240
10	6:06.588	4:36.865	210	48.539	200	41.184	224		23	1:54.201	31.862	215	41.803	176	40.536	231	242
11	2:06.915	37.241	210	48.283	206	41.391	225	234	24	1:47.594	31.364	215	41.133	216	35.097	233	240
12	2:06.825	37.190	210	48.282	206	41.353	226	236	25		31.536	214					240
13	2:15.774	37.223	210	48.046	204	50.505		235									

21 Edward Sandström, SWE/ Christopher Mies, DEU

theoretical besttime: 1:48.339

1	2:41.861	1:04.408	141	52.464	158	44.989	221		10	2:07.092	37.195	210	48.006	209	41.891	226	237
2	2:11.231	38.022	210	50.291	202	42.918	221	232	11	2:15.662	37.035	211	48.605	198	50.022		237
3	2:09.005	38.254	212	49.119	206	41.632	226	233	12	22:10.099	20:29.185	107	1:00.445	200	40.469	217	
4	2:10.824	38.315	201	49.059	189	43.450	221	237	13	1:59.629	34.828	214	45.286	192	39.515	221	230
5	2:08.064	38.129	210	48.226	203	41.709	227	233	14	1:51.080	32.930	214	42.287	215	35.863	234	234
6	2:07.639	37.422	211	48.222	204	41.995	228	237	15	1:49.262	32.055	216	41.702	216	35.505	235	245
7	2:20.283	37.897	190	51.374	186	51.012		238	16	1:48.410	31.467	216	41.544	218	35.399	235	245
8	7:26.786	5:56.474	212	48.668	199	41.644	226		17	1:48.818	31.396	217	41.720	215	35.702	231	246
9	2:07.846	37.335	212	48.339	202	42.172	227	236	18		33.144	214	42.192	216			240



ADAC GT Masters

Lap analysis Free Practice 1



Provisional

Lausitzring, Length: 4534 m

Air temperature: 22.0°C

Track temperature: 26.5°C

Weather condition: Wet



Reg. Nr.: 259/2012

Friday 24.8.2012 09:00



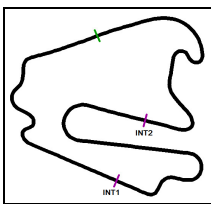
Lap	Time	SE1	SP1	SE2	SP2	SE3	SP3	TSP	Lap	Time	SE1	SP1	SE2	SP2	SE3	SP3	TSP
22	Carsten Tilke, DEU/ Christian Abt, DEU								theoretical besttime: 2:01.719								
1	3:18.210	1:37.010	202	56.458	152	44.742	213		11	2:16.680	36.962	208	47.911	206	51.807		232
2	2:10.224	38.980	206	49.187	202	42.057	217	225	12	5:21.970	3:45.306	201	52.824	191	43.840	215	
3	2:21.386	38.230	206	50.060	186	53.096		228	13	2:13.265	38.472	204	51.934	175	42.859	218	227
4	11:35.129	10:02.753	202	50.224	200	42.152	219		14	2:12.673	37.996	204	51.146	198	43.531	215	229
5	2:07.733	38.413	208	48.218	204	41.102	221	229	15	2:18.943	37.768	205	49.490	201	51.685		226
6	2:07.324	37.808	207	48.589	205	40.927	220	230	16	3:53.463	2:12.054	156	55.413	143	45.996	208	
7	2:06.702	37.427	207	48.157	204	41.118	222	230	17	2:07.884	38.547	205	49.043	201	40.294	220	222
8	2:21.229	37.703	207	48.554	202	54.972		232	18	2:03.248	36.735	205	46.829	205	39.684	224	230
9	6:39.041	5:09.145	204	48.259	202	41.637	221		19	2:01.719	35.903	205	46.205	205	39.611	223	234
10	2:05.725	36.817	208	47.728	205	41.180	222	231	20		35.306	207					229

Lap	Time	SE1	SP1	SE2	SP2	SE3	SP3	TSP	Lap	Time	SE1	SP1	SE2	SP2	SE3	SP3	TSP
23	Fredrik Lestrup, SWE/ Martin Öhlin, SWE								theoretical besttime: 1:47.654								
1	3:22.946	1:02.915	94	1:31.979	132	48.052	185		12	5:49.768	4:18.064	206	49.787	201	41.917	223	
2	2:26.669	39.991	197	53.072	169	53.606		193	13	2:08.222	37.935	208	48.771	204	41.516	223	234
3	8:00.759	6:26.102	199	52.029	198	42.628	217		14	2:05.347	36.678	208	47.537	206	41.132	223	234
4	2:09.806	38.440	206	49.586	201	41.780	217	229	15	2:03.401	36.436	207	46.641	208	40.324	224	234
5	2:11.500	38.608	208	49.538	198	43.354	223	227	16	2:13.298	36.195	207	47.651	201	49.452		235
6	2:13.150	40.459	201	49.933	198	42.758	224	228	17	3:40.624	2:15.414	202	47.067	209	38.143	228	
7	2:10.089	38.432	209	49.191	201	42.466	221	233	18	1:55.367	33.967	212				231	238
8	2:19.940	38.132	207	50.001	199	51.807		232	19	1:50.758	33.426	213	41.292	214	36.040	232	241
9	5:40.068	4:10.047	208	48.667	202	41.354	225		20	1:48.372	31.714	214	40.738	214	35.920	232	241
10	2:08.366	38.014	208	48.159	203	42.193	225	235	21	1:47.654	31.407	215	40.420	216	35.827	232	242
11	2:21.177	38.961	209	49.503	189	52.713		236	22		31.233	215	40.578	195			242

Lap	Time	SE1	SP1	SE2	SP2	SE3	SP3	TSP	Lap	Time	SE1	SP1	SE2	SP2	SE3	SP3	TSP
25	Georg Engelhardt, DEU/ Marco Seefried, DEU								theoretical besttime: 2:01.913								
1	3:08.274	1:23.891	173	57.128	145	47.255	222		12	2:09.600	37.432	201	49.822	199	42.346	233	244
2	2:10.006	38.115	220	49.584	198	42.307	234	218	13	2:09.240	37.533	217	49.097	203	42.610	230	246
3	2:09.544	37.688	217	48.802	199	43.054	234	242	14	2:10.858	37.021		51.045	199	42.792	230	243
4	2:08.906	37.421	218	48.556	192	42.929	232	246	15	2:08.601	37.534	216	49.046	205	42.021	233	244
5	2:09.795	37.680	217	49.947	176	42.168	235	242	16	2:08.876	37.700	215	49.014	206	42.162	232	245
6	2:07.384	37.521	215	48.478	198	41.385	235	245	17	2:15.250	37.526	216	50.126	192	47.598		243
7	2:19.527	37.839	217	48.027	202	53.661		247	18	5:12.890	3:44.394	218	47.888	207	40.608	231	
8	6:35.196	4:58.965	209	51.105	167	45.126	224		19	2:04.206	36.304	219	46.637	213	41.265	232	243
9	2:13.769	39.143	216	50.553	176	44.073	231	213	20	2:07.253	36.903	218	49.178	203	41.172	229	244
10	2:12.053	39.558	217	49.541	188	42.954	231	239	21	2:06.927	35.810	217	47.574	166	43.543	232	243
11	2:11.308	38.026	219	50.882	200	42.400	233	239	22	2:13.230	35.173	220	46.132	208	51.925		245

Lap	Time	SE1	SP1	SE2	SP2	SE3	SP3	TSP	Lap	Time	SE1	SP1	SE2	SP2	SE3	SP3	TSP
26	Rene Bourdeaux, DEU/ Alfred Renauer, DEU								theoretical besttime: 1:47.139								
1	3:42.876	1:48.185	132	1:04.095	123	50.596	143		12	2:08.893	37.377	221	49.294	198	42.222	235	247
2	2:27.239	43.825	155	56.449	139	46.965	220	180	13	2:08.007	37.234	222	49.060	193	41.713	235	248
3	2:23.287	40.135	169	53.585	178	49.567	200	204	14	2:06.838	37.150	221	48.466	194	41.222	234	247
4	2:23.590	42.401	199	54.535	149	46.654	224	192	15	2:21.312	39.511	162	50.103	173	51.698		246
5	2:16.613	39.594	216	51.676	188	45.343	223	227	16	6:53.827	5:24.710	196	49.680	204	39.437	240	
6	2:31.094	40.029	217	53.883	179	57.182		223	17	1:55.345	33.467	225	44.809	220	37.069	245	251
7	6:54.143	5:13.481	202	54.573	177	46.089	221		18	1:51.942	32.452	226	43.207	224	36.283	245	255
8	2:16.950	39.628	197	51.901	182	45.421	226	235	19	1:49.503	31.758	227	42.069	226	35.676	246	256
9	2:17.345	40.471	217	52.938	194	43.936	227	235	20	1:47.911	31.431	227	41.323	227	35.157	246	257
10	2:23.810	39.104	217	51.889	194	52.817		239	21	1:47.139	31.382	228	40.951	225	34.806	246	257
11	5:23.395	3:45.456	218	50.039	166	47.900	234		22	2:06.641	36.931	147	44.612	220	45.098		257

Lap	Time	SE1	SP1	SE2	SP2	SE3	SP3	TSP	Lap	Time	SE1	SP1	SE2	SP2	SE3	SP3	TSP
27	Andreas Wirth, DEU/ Heinz-Harald Frentzen, DEU								theoretical besttime: 1:46.786								
1	4:42.046	3:01.674	152	55.808	158	44.564	222		12	2:07.031	37.202	216	48.579	207	41.250	232	244
2	2:16.452	39.242	212	52.361	181	44.849	197	217	13	2:08.236	38.289	218	48.889	209	41.058	229	244
3	2:15.318	40.567	172	49.360	173	45.391		191	14	2:03.182	36.290	218	47.018	214	39.874	234	242
4	11:09.266	9:37.687	208	49.553	197	42.026	231		15	2:02.121	36.315	219	46.178	216	39.628	233	245
5	2:07.852	37.460	216	48.746	204	41.646	232	238	16	2:06.781	37.382	216	47.927	207	41.472	232	245
6	2:08.240	37.744	216	47.666	211	42.830	225	243	17	2:11.458	36.640	219	46.279	216	48.539		244
7	2:05.871	37.497	217	47.512	211	40.862	232	235	18	3:52.189	2:25.612	181	48.869	178	37.708	242	
8	2:05.898	36.883	218	47.693	212	41.322	230	244	19	1:52.619	33.425	223	42.402	221	36.792	243	251



ADAC GT Masters

Lap analysis Free Practice 1



Provisional

Lausitzring, Length: 4534 m

Air temperature: 22.0°C

Track temperature: 26.5°C

Weather condition: Wet



Reg. Nr.: 259/2012

Friday 24.8.2012 09:00



Lap	Time	SE1	SP1	SE2	SP2	SE3	SP3	TSP	Lap	Time	SE1	SP1	SE2	SP2	SE3	SP3	TSP
9	2:05.593	36.630	216	47.689	210	41.274	233	242	20	1:46.786	31.600	225	40.429	225	34.757	243	254
10	2:20.787	37.854	172	51.515	194	51.418		245	21		32.490	213	42.330	224			254
11	7:29.551	5:52.349	211	54.439	199	42.763	232										

28 Diego Alessi, ITA/ Daniel Keilwitz, DEU

theoretical besttime: 1:47.739

1	3:18.074	1:28.272	177	1:01.072	108	48.730	227		10	2:16.846	37.165	219	48.231	209	51.450		244
2	2:16.055	40.181	215	51.370	203	44.504	227	238	11	10:04.426	8:36.096	216	47.626	212	40.704	234	245
3	2:12.085	38.403	218	49.847	210	43.835	231	239	12	2:02.916	36.432	220	46.368	216	40.116	234	245
4	2:22.564	38.044	216	49.923	198	54.597		242	13	2:15.342	37.127	217	47.245	209	50.970		246
5	12:21.275	10:43.503	189	52.879	189	44.893	213		14	9:12.195	7:48.133	212	46.291	213	37.771	239	
6	2:13.181	39.735	215	49.580	209	43.866	233	206	15	1:50.341	31.972	224	42.396	214	35.973	239	250
7	2:08.809	37.866	219	48.714	209	42.229	233	244	16	1:47.739	31.416	224	40.953	222	35.370	241	251
8	2:09.224	37.708	219	49.471	211	42.045	235	245	17		30.896	224	42.304	197			253
9	2:08.507	37.603	220	48.730	213	42.174	231	246									

29 Robert Renauer, DEU/ Nicolas Armindo, FRA

theoretical besttime: 1:46.476

1	2:43.111	1:04.932	144	54.508	181	43.671	233		13	2:06.627	37.681	220	47.721	211	41.225	236	245
2	2:08.318	37.568	220	48.801	212	41.949	231	229	14	2:06.342	37.502	220	48.132	214	40.708	236	247
3	2:06.975	37.611	218	47.984	213	41.380	236	243	15	2:19.051	37.213	220	47.771	214	54.067		248
4	2:08.092	37.410	218	48.182	187	42.500	235	246	16	5:08.256	3:41.957	218	47.182	214	39.117	237	
5	2:19.136	37.922	219	48.737	168	52.477		247	17	2:01.140	35.626	219	46.098	215	39.416	238	247
6	5:44.684	4:14.192	217	48.761	210	41.731	236		18	2:00.425	35.300	219	45.608	213	39.517	237	249
7	2:06.734	37.446	219	48.073	206	41.215	237	247	19	2:11.169	35.386	218	47.335	215	48.448		248
8	2:06.485	37.603	220	47.816	211	41.066	236	248	20	3:59.385	2:40.728	218	42.843	221	35.814	243	
9	2:17.920	37.661	220	48.814	207	51.445		247	21	1:47.485	31.610	223	40.974	225	34.901	244	253
10	6:02.727	4:32.459	218	48.807	207	41.461	235		22	1:48.597	32.647	225	41.160	224	34.790	243	255
11	2:08.343	38.854	218	48.032	211	41.457	236	240	23	1:46.476	31.096	225	40.860	224	34.520	243	254
12	2:07.299	37.418	219	48.717	210	41.164	233	248	24		34.278	221	43.096	212			254

31 Tobias Schulze, DEU/ Michael Schulze, DEU

theoretical besttime: 1:48.560

1	3:33.016	1:49.799	161	56.328	178	46.889	208		15	2:10.643	38.590	208	49.243	204	42.810	222	235
2	2:17.572	41.040	204	51.928	196	44.604	219	207	16	2:10.106	38.628	208	49.453	206	42.025	226	232
3	2:14.328	39.612	200	51.677	199	43.039	224	226	17	2:13.896	38.213	209	50.527	166	45.156		236
4	2:12.425	39.218	206	49.944	200	43.263	222	234	18	5:17.538	3:41.761	193	52.953	193	42.824	227	
5	2:11.906	39.072	206	50.232	202	42.602	223	232	19	2:01.390	37.045	209	45.566	212	38.779	229	237
6	2:13.242	38.987	208	50.706	202	43.549	221	233	20	1:56.923	34.871	212	44.427	210	37.625	229	239
7	2:10.324	38.746	208	49.405	203	42.173	226	231	21	1:54.745	33.922	211	43.850	215	36.973	231	239
8	2:11.163	39.373	208	49.488	204	42.302	226	235	22	1:52.021	33.196	212	42.019	216	36.806	230	241
9	2:23.030	40.419	208	49.591	203	53.020		235	23	1:50.669	32.771	212	41.826	215	36.072	230	239
10	3:41.942	2:05.847	206	52.204	192	43.891	223		24	1:50.227	32.020	214	42.277	214	35.930	231	240
11	2:12.766	39.709	208	50.088	203	42.969	226	234	25	1:48.560	31.697	215	40.999	217	35.864	234	241
12	2:11.435	38.912	208	49.699	203	42.824	225	235	26	1:50.274	32.750	214	41.474	218	36.050	230	244
13	2:11.615	38.660	209	49.954	204	43.001	225	235	27		33.282	212	42.177	209			224
14	2:09.702	38.750	208	48.923	205	42.029	225	235									

32 Ferdinand Stuck, AUT/ Johannes Stuck, AUT

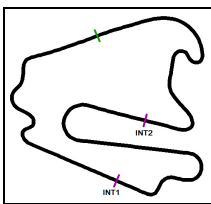
theoretical besttime: 2:11.388

1	2:47.839	59.402	171	53.414	162	55.023			3	2:11.388	38.952	209	49.541	202	42.895	224	213
2	3:41.968	2:05.048	206	51.628	202	45.292	219										

33 Kristian Poulsen, DEN/ Christoffer Nygaard, DEN

theoretical besttime: 1:48.108

1	2:58.483	58.105	160	1:01.093	126	59.285			12	2:08.309	38.298	214	48.764	204	41.247	230	234
2	8:11.549	6:31.980	97	54.247	166	45.322	218		13	2:06.902	37.741	214	48.288	211	40.873	231	239
3	2:12.690	38.545	211	50.484	192	43.661	222	230	14	2:17.052	38.056	213	48.861	209	50.135		224
4	2:11.356	37.852	211	50.675	199	42.829	224	234	15	6:33.065	5:03.539	163	50.596	212	38.930	232	
5	2:24.022	37.737	212	50.223	199	56.062		236	16	1:55.470	35.534	218	43.468	215	36.468	236	243
6	7:04.637	5:33.301	213	49.288	202	42.048	225		17	1:50.903	32.778	218	42.237	218	35.888	235	246
7	2:12.874	42.310	174	48.407	205	42.157	227	237	18	1:51.402	33.253	219	42.427	220	35.722	237	246
8	2:08.357	37.533	215	49.450	207	41.374	227	240	19	1:48.448	31.692	221	40.976	220	35.780	236	248
9	2:06.538	37.488	214	47.708	207	41.342	226	238	20	1:48.409	31.830	221	41.139	221	35.440	237	246
10	2:19.052	37.969	213	47.983	206	53.100		238	21		32.264	219	42.589	206			248



ADAC GT Masters

Lap analysis Free Practice 1

Provisional



Lausitzring, Length: 4534 m

Air temperature: 22.0°C

Track temperature: 26.5°C

Weather condition: Wet



Reg. Nr.: 259/2012

Friday 24.8.2012 09:00



Lap	Time	SE1	SP1	SE2	SP2	SE3	SP3	TSP	Lap	Time	SE1	SP1	SE2	SP2	SE3	SP3	TSP
11	4:49.675	3:16.882	207	50.830	193	41.963	229										

34 Max Sandritter, DEU/ Philip Geipel, DEU

theoretical besttime: 1:49.074

1	3:01.798	1:08.068	156	1:01.985	143	51.745			12	2:15.681	39.089	218	51.506	159	45.086	231	239
2	4:16.108	2:35.070	158	54.266	176	46.772	179		13	2:10.226	39.401	219	48.665	207	42.160	235	238
3	2:21.585	41.597	201	51.782	159	48.206	229	201	14	2:07.906	37.784	221	48.256	214	41.866	230	246
4	2:14.305	39.443	216	50.200	180	44.662	207	229	15	2:14.435	37.296	219	47.281	208	49.858		242
5	2:33.958	40.566	201	56.707	142	56.685		201	16	4:27.667	2:55.209	143	52.221	182	40.237	224	
6	8:12.338	6:38.436	213	50.624	197	43.278	231		17	1:57.960	36.368	222	44.063	222	37.529	241	203
7	2:12.584	39.358	219	50.446	203	42.780	235	243	18	1:55.210	33.767	224	44.472	224	36.971	243	253
8	2:10.375	38.817	217	49.033	210	42.525	234	246	19	1:51.119	32.599	226	41.983	227	36.537	243	254
9	2:11.192	39.827	203	48.985	204	42.380	233	246	20	1:50.442	32.120	226	42.362	225	35.960	245	255
10	2:22.219	39.136	215	49.856	191	53.227		244	21	1:49.074	31.886	227	41.317	223	35.871	245	257
11	6:03.599	4:26.233	185	52.479	202	44.887	228		22		32.326	225	44.485	147			256

36 Christian Engelhart, DEU/ Nick Tandy, GBR

theoretical besttime: 1:47.472

1	4:13.120	2:17.811	104	1:02.442	146	52.867	141		12	2:07.404	37.427	1	48.822	211	41.155	234	246
2	2:22.121	42.300		56.000	195	43.821	213	126	13	2:06.562	37.425	211	48.306	212	40.831	235	245
3	2:11.341	38.585	219	50.170	203	42.586	214	218	14	2:17.990	38.152	218	49.011	211	50.827		247
4	2:24.435	37.797		54.014	141	52.624		216	15	6:13.369	4:46.256	194	48.775	213	38.338	238	
5	7:11.552	5:40.189	217	49.408	196	41.955	235		16	1:54.604	33.989	220	43.960	220	36.655	241	249
6	2:09.335	38.488	217	49.040	207	41.807	234	246	17	1:52.109	32.586		43.127	220	36.396	243	251
7	2:08.779	37.982	219	48.934	212	41.863	237	246	18	1:50.840	31.658	1	42.910	210	36.272	242	252
8	2:09.369	37.536		50.185	203	41.648	235	248	19	1:50.192	33.363	223	41.547	225	35.282	243	252
9	2:08.285	38.176	220	48.452	214	41.657	236	247	20	1:47.600	31.378	224	41.316	221	34.906	244	253
10	2:19.657	39.656	218	49.601	212	50.400		248	21	1:47.737	31.250	225	41.342	222	35.145	244	255
11	7:18.342	5:44.517		51.575	207	42.250	232		22		31.277	224	41.489	168			255

37 Christopher Brück, DEU/ Sascha Bert, DEU

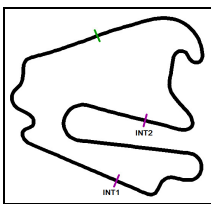
theoretical besttime: 1:57.014

1	2:35.879	54.716	139	54.308	179	46.855	209		12	5:55.991	4:25.089	214	48.344	211	42.558	224	
2	2:11.332	38.410	214	49.448	206	43.474	219	224	13	2:06.913	37.121	216	48.498	210	41.294	228	237
3	2:10.465	38.103	216	49.331	204	43.031	222	232	14	2:06.182	37.219	216	47.705	211	41.258	228	240
4	2:25.533	38.292	207	50.112	165	57.129		235	15	2:17.813	37.900	213	48.889	209	51.024		240
5	6:18.267	4:39.760	213	50.899	190	47.608			16	4:21.272	2:48.670	215	48.361	160	44.241	225	
6	2:29.888	55.120	214	50.135	194	44.633	219		17	2:02.606	36.035	217	46.253	212	40.318	231	237
7	2:09.900	38.090	215	49.176	204	42.634	225	233	18	2:16.377	36.565	215	48.909	207	50.903		242
8	2:09.519	37.721	216	49.129	204	42.669	226	237	19	4:23.561	2:56.843		46.805	203	39.913	232	
9	2:10.338	38.079		49.798	206	42.461	224	237	20	2:10.551	34.766	1	45.148	208	50.637		244
10	2:07.933	37.979	216	47.926	209	42.028	227	235	21	3:09.147	1:46.899	218	44.682	215	37.566	236	
11	2:23.903	37.904	215	49.658	209	56.341		239	22	2:26.228	38.511	151	52.065	154	55.652		212

38 Jesse Krohn, FIN/ Nicolas Verdonck, BEL

theoretical besttime: 1:49.979

1	3:31.789	1:42.389		55.002	161	54.398			13	2:06.835	37.775	216	47.542	209	41.518	231	243
2	4:35.745	3:00.310		52.099	189	43.336	225		14	2:05.720	36.934		47.845	208	40.941	231	238
3	2:11.948	38.690	1	50.351	207	42.907	231	234	15	2:11.296	36.632	1	52.713	199	41.951	231	242
4	2:10.833	38.617	1	49.985	207	42.231	229	240	16	2:05.072	36.945	217	47.272	208	40.855	231	241
5	2:10.056	38.444	216	49.118	204	42.494	228	242	17	2:17.475	38.006		49.626	204	49.843		243
6	2:08.940	37.744		49.316	209	41.880	230	239	18	5:37.863	4:10.127		47.725	211	40.011	230	
7	2:08.474	37.794	1	48.918	208	41.762	229	241	19	2:01.329	35.604	216	46.001	213	39.724	232	241
8	2:07.890	37.618	1	48.918	211	41.354	232	241	20	1:59.362	34.572		45.468	213	39.322	231	244
9	2:17.693	37.297	1	49.676	210	50.720		244	21	2:11.511	34.408	1	47.725	207	49.378		245
10	3:32.085	1:58.808		51.045	201	42.232	232		22	4:46.571	3:16.883		51.027	192	38.661	239	
11	2:08.275	38.660	216	48.305	202	41.310	233	225	23	1:49.979	32.428	219	41.952	216	35.599	238	247
12	2:06.614	37.648	216	47.579	210	41.387	233	242	24		31.522	220	41.565	148			247



ADAC GT Masters

Lap analysis Free Practice 1

Provisional



Lausitzring, Length: 4534 m

Air temperature: 22.0°C

Track temperature: 26.5°C

Weather condition: Wet



Reg. Nr.: 259/2012

Friday 24.8.2012 09:00

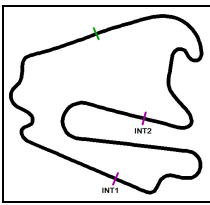
**ADAC Masters
Weekend**

Lap	Time	SE1	SP1	SE2	SP2	SE3	SP3	TSP	Lap	Time	SE1	SP1	SE2	SP2	SE3	SP3	TSP
40 Christian Mamerow, DEU/ Christopher Haase, DEU									theoretical besttime: 1:47.961								
1	3:21.084	47.432	206	1:34.426	152	59.226			13	2:05.766	37.395	214	47.763	209	40.608	231	238
2	2:27.530	54.780	196	49.813	204	42.937	219		14	2:06.622	36.963	215	48.801	207	40.858	233	242
3	2:08.309	38.021	212	48.500	209	41.788	225	231	15	2:04.765	36.711	217	47.224	210	40.830	234	244
4	2:08.509	37.569	213	48.260	190	42.680	224	236	16	2:04.738	37.009	215	46.874	208	40.855	233	245
5	2:08.422	38.162	212	48.783	209	41.477	227	235	17	2:02.606	36.436	215	46.275	210	39.895	231	243
6	2:09.568	37.124	213	47.736	209	44.708		238	18	2:11.542	36.498	214	46.321	211	48.723		243
7	5:49.124	4:19.317	209	48.700	210	41.107	227		19	7:02.611	5:36.861	109	48.203	209	37.547	233	
8	2:05.871	37.035	213	47.843	211	40.993	227	238	20	1:51.164	32.672	216	42.698	213	35.794	237	243
9	2:05.713	37.270	214	47.707	210	40.736	228	237	21	1:48.966	31.731	219	41.069	214	36.166	238	247
10	2:08.163	37.110	214	49.464	207	41.589	227	236	22	1:48.034	31.538	221	41.142	213	35.354	239	248
11	2:20.432	37.781	212	51.001	208	51.650		238	23	1:49.653	31.774	220	42.262	218	35.617	240	248
12	4:29.841	2:57.908	204	49.887	200	42.046	227		24		32.676	217	44.325	147			249

Lap	Time	SE1	SP1	SE2	SP2	SE3	SP3	TSP	Lap	Time	SE1	SP1	SE2	SP2	SE3	SP3	TSP
41 Jeroen den Boer, NLD/ Simon Knap, NLD									theoretical besttime: 1:49.357								
1	2:27.035	46.686	128	55.634	182	44.715	214		15	2:08.577	37.251	210	49.086	203	42.240	223	236
2	2:10.187	38.445	207	51.324	195	40.418	154	224	16	2:08.157	37.237	210	49.043	205	41.877	224	234
3	2:14.736	40.475	203	51.388	199	42.873	220	179	17	2:08.746	37.012	210	50.275	201	41.459	225	235
4	2:12.773	38.216	208	50.631	199	43.926	220	231	18	2:06.339	37.247	208	48.172	206	40.920	223	236
5	2:12.439	38.236	208	51.167	177	43.036	219	231	19	2:06.000	36.817	208	48.097	205	41.086	223	234
6	2:10.668	38.178	208	50.140	200	42.350	223	230	20	2:04.950	36.779	208	47.584	206	40.587	224	234
7	2:14.150	38.246	208	53.181	186	42.723	222	234	21	2:04.502	36.398	208	47.683	204	40.421	223	235
8	2:09.061	37.800	208	49.289	204	41.972	224	233	22	2:11.551	36.286	208	46.813	206	48.452		233
9	2:08.743	37.748	208	48.755	205	42.240	224	234	23	4:08.354	2:41.028	134	48.751	205	38.575	228	
10	2:10.104	38.273	209	49.553	200	42.278	224	234	24	1:53.797	34.056	211	43.068	214	36.673	231	238
11	2:10.911	38.254	209	50.319	203	42.338	224	234	25	1:52.761	33.040	213	43.426	212	36.295	230	241
12	2:25.532	38.822	209	52.045	189	54.665		234	26	1:49.357	31.817	213	41.596	217	35.944	229	240
13	4:34.080	2:55.884	195	52.933	193	45.263	222		27		33.967	210	46.163	152			239
14	2:11.293	38.776	210	50.379	200	42.138	226	233									

Lap	Time	SE1	SP1	SE2	SP2	SE3	SP3	TSP	Lap	Time	SE1	SP1	SE2	SP2	SE3	SP3	TSP
42 Karl Wendlinger, AUT/ Jan Seyffarth, DEU									theoretical besttime: 1:47.396								
1	2:38.989	53.325	132	57.471	143	48.193	170		12	2:12.360	39.402	208	50.243	201	42.715	227	230
2	2:18.226	41.792	153	52.633	180	43.801	206	170	13	2:08.844	38.111	211	48.895	205	41.838	227	237
3	2:14.309	39.349	202	49.796	193	45.164	222	202	14	2:26.992	40.232	170	52.986	165	53.774		238
4	2:14.283	40.564	210	50.186	194	43.533	224	231	15	6:05.298	4:27.748	169	55.029	192	42.521	222	
5	2:28.360	40.841	180	53.029	156	54.490		235	16	2:00.687	36.346	212	46.036	211	38.305	232	234
6	11:31.485	9:53.711	186	52.599	188	45.175	204		17	1:53.969	33.553	214	43.501	214	36.915	233	242
7	2:11.098	39.347	205	49.641	205	42.110	225	210	18	1:52.195	32.468	216	42.522	216	37.205	232	243
8	2:10.041	38.607	212	49.093	207	42.341	225	236	19	1:51.437	31.887	217	42.061	218	37.489	234	239
9	2:08.287	37.964	212	48.399	208	41.924	228	236	20	1:48.668	31.667	216	41.390	217	35.611	234	245
10	2:17.641	38.509	213	48.314	208	50.818		239	21	1:47.396	31.183	218	40.962	218	35.251	235	245
11	5:09.562	3:28.532	150	55.618	181	45.412	219		22		31.565	217					245

Lap	Time	SE1	SP1	SE2	SP2	SE3	SP3	TSP	Lap	Time	SE1	SP1	SE2	SP2	SE3	SP3	TSP
43 Gottfried Grasser, AUT/ Carsten Seifert, DEU									theoretical besttime: 1:50.169								
1	3:08.084	1:14.607	146	58.635	141	54.842			14	2:11.110	38.861	214	50.343	205	41.906	226	232
2	3:17.799	1:39.807	162	52.781	192	45.211	214		15	2:08.913	37.964	214	49.376	206	41.573	227	236
3	2:18.352	39.627	203	53.289	182	45.436	218	203	16	2:07.774	38.264	214	48.300	210	41.210	230	236
4	2:16.734	39.377	211	51.637	153	45.720	220	227	17	2:07.866	37.749	214	47.783	208	42.334	229	240
5	3:04.319	39.416	209	1:37.112	130	47.791	218	228	18	2:05.859	37.532	215	47.619	211	40.708	231	238
6	2:16.395	39.757	211	52.094	190	44.544	222	213	19	2:03.953	37.077	213	46.737	211	40.139	230	240
7	2:15.857	40.118	212	50.581	199	45.158	221	228	20	2:01.513	36.038	213	45.761	213	39.714	231	240
8	2:14.615	38.703	212	50.899	183	45.013	222	229	21	2:32.226	39.748	164	58.542	141	53.936		241
9	2:15.339	39.359	204	51.621	195	44.359	219	210	22	4:50.532	3:26.189	212	46.515	214	37.828	234	
10	2:18.526	39.265	210	52.331	198	46.930	222	230	23	1:54.965	34.008	215	44.231	213	36.726	234	243
11	2:13.685	39.394	213	50.832	199	43.459	223	225	24	1:50.169	32.393	218	41.872	218	35.904	234	243
12	2:26.514	39.304	214	51.438	191	55.772		234	25		33.817	217	43.804	157			244
13	4:15.685	2:39.006	213	51.104	180	45.575	219										



ADAC GT Masters

Lap analysis Free Practice 1

Provisional



Lausitzring, Length: 4534 m
 Air temperature: 22.0°C
 Track temperature: 26.5°C
 Weather condition: Wet

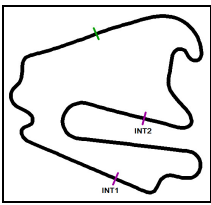
DMSB Reg. Nr.: 259/2012
Deutscher Motor Sport Bund e.V.

Friday 24.8.2012 09:00

**ADAC Masters
 Weekend**

Lap	Time	SE1	SP1	SE2	SP2	SE3	SP3	TSP	Lap	Time	SE1	SP1	SE2	SP2	SE3	SP3	TSP
44 Jan Stovicek, CZE/ Erik Janis, CZE									theoretical besttime: 1:47.170								
1	3:42.818	2:05.358	147	53.529	169	43.931	225		16	2:04.721	36.691	216	47.011	210	41.019	234	245
2	2:09.973	38.087	213	49.161	194	42.725	231	226	17	2:04.849	36.774	215	47.411	204	40.664	232	246
3	2:09.411	38.112	216	49.791	206	41.508	232	220	18	2:03.883	36.467	215	46.878	212	40.538	233	242
4	2:07.971	37.793	213	47.887	178	42.291	231	243	19	2:03.283	36.229	217	46.803	212	40.251	233	244
5	2:06.388	37.438	215	47.704	209	41.246	231	240	20	2:02.842	36.047	217	46.584	212	40.211	233	245
6	2:07.947	37.582	214	48.183	194	42.182	233	241	21	2:03.620	36.410	214	47.281	208	39.929	235	244
7	2:12.884	37.116	215	54.046	161	41.722	232	241	22	2:11.526	35.646	217	46.841	210	49.039		246
8	2:05.640	37.310	215	47.287	206	41.043	232	243	23	4:27.418	3:05.010	215	44.757	211	37.651	237	
9	2:04.917	36.907	216	47.347	210	40.663	232	244	24	1:52.193	32.715	220	43.695	219	35.783	238	248
10	2:04.857	36.893	216	47.060	209	40.904	233	242	25	1:48.994	31.684	219	41.161	219	36.149	235	249
11	2:07.114	36.578	217	49.103	179	41.433	233	244	26	1:49.888	31.322	220	42.792	222	35.774	239	247
12	2:05.432	37.024	216	47.675	210	40.733	233	244	27	1:48.340	31.439	218	41.637	222	35.264	238	250
13	2:04.631	36.867	216	46.928	211	40.836	233	244	28	1:47.397	31.549	221	40.815	220	35.033	239	249
14	2:04.637	36.297	216	47.680	208	40.660	233	244	29		32.123	217					250
15	2:04.579	36.704	216	47.129	209	40.746	233	245									

51 Christoph Schrezenmeier, DEU/ Norbert Janz, DEU									theoretical besttime: 1:34.353								
1	6:27.184	4:44.284	207	54.701	205	48.199	189		2	5:56.680	42.537	214	51.816	204	4:22.327		184



ADAC GT Masters

Vmax list Free Practice 1

Provisional



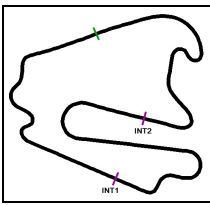
Lausitzring, Length: 4534 m
Air temperature: 22.3°C
Track temperature: 26.5°C
Weather condition: Wet

DMSB Reg. Nr.: 259/2012
Deutscher Motor Sport Bund e.V.

Friday 24.8.2012 09:00

**ADAC Masters
Weekend**

Nr	Team, Car, Driver, Nat	Top speed
26	Team GT 3 Kasko, Porsche 911 GT3 R Bourdeaux Rene , DEU Renauer Alfred , DEU	257,39 km/h
34	YACO Racing powered by Jochen Schweizer, Chevrolet Ca Sandritter Max , DEU Geipel Philip , DEU	256,78 km/h
15	FACH AUTO TECH, Porsche 911 GT3 R Dolenc Swen , DEU Ragginger Martin , AUT	256,65 km/h
29	FROGREEN CO2 neutral, Porsche 911 GT3 R Renauer Robert , DEU Armindo Nicolas , FRA	254,84 km/h
36	Team Geyer&Weinig EDV Schütz Motorsport, Porsche 911 GT3 R Engelhart Christian , DEU Tandy Nick , GBR	254,66 km/h
27	Callaway Competition, Corvette Z06.R GT3 Wirth Andreas , DEU Frentzen Heinz-Harald , DEU	253,76 km/h
18	Callaway Competition, Corvette Z06.R GT3 Seiler Toni , CHE Kechele Frank , DEU	253,40 km/h
6	Farnbacher ESET Racing, Porsche 911 GT3 R Farnbacher Mario , DEU Kentenich Niclas , DEU	252,69 km/h
5	kfzteile24 MS RACING Team, Mercedes Benz AMG SLS GT3 Asch Sebastian , DEU Götz Maximilian , DEU	251,81 km/h
17	Callaway Competition, Corvette Z06.R GT3 Lips Remo , CHE Schmickler Frank , DEU	251,46 km/h
4	kfzteile24 MS RACING Team, Mercedes Benz AMG SLS GT3 Dobitsch Daniel , AUT Stoll Florian , DEU	251,16 km/h
28	Callaway Competition, Corvette Z06.R GT3 Alessi Diego , ITA Keilwitz Daniel , DEU	250,75 km/h
2	Liqui Moly Team Engstler, BMW Alpina B6 GT3 Spengler Florian , DEU Leidinger Johannes , DEU	249,94 km/h
1	ALPINA, BMW Alpina B6 GT3 Lunardi Dino , FRA Martin Maxime , BEL	249,77 km/h



ADAC GT Masters

Vmax list Free Practice 1

Provisional



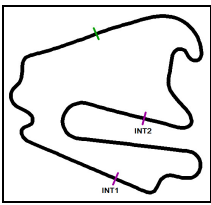
Lausitzring, Length: 4534 m
Air temperature: 22.3°C
Track temperature: 26.5°C
Weather condition: Wet

DMSB Reg. Nr.: 259/2012
Deutscher Motor Sport Bund e.V.

Friday 24.8.2012 09:00

**ADAC Masters
Weekend**

Nr	Team, Car, Driver, Nat	Top speed
8	Heico Motorsport, Mercedes Benz AMG SLS GT3 Baumann Dominik , AUT Proczyk Harald , AUT	249,77 km/h
44	HEICO-GRAVITY CHAROUZ TEAM, Mercedes Benz AMG SL Stovicek Jan , CZE Janis Erik , CZE	249,60 km/h
14	MRS GT-Racing, McLaren MP4-12C GT3 Barth Fredy , CHE Ott Christian , DEU	249,54 km/h
7	Heico Motorsport, Mercedes Benz AMG SLS GT3 Frankenhout Christiaan , NLD Heyer Kenneth , DEU	249,25 km/h
9	HEICO Junior Team, Mercedes Benz AMG SLS GT3 Buhk Maximilian , DEU Simonsen Andreas , SWE	248,91 km/h
40	MAMEROW Racing, AUDI R8 LMS ultra Mamerow Christian , DEU Haase Christopher , DEU	248,28 km/h
16	FACH AUTO TECH, Porsche 911 GT3 R Gugger Andrina , CHE Klohs Otto , DEU	248,16 km/h
33	Young Driver AMR, Aston Martin V12 Vantage GT3 Poulsen Kristian , DEN Nygaard Christoffer , DEN	247,76 km/h
10	Schöner Wohnen Polarweiss Team HEICO, Mercedes Benz Arnold Lance David , DEU Margaritis Alexandros , GRC	247,71 km/h
38	Lambda Performance, Ford GT GT3 Krohn Jesse , FIN Verdonck Nicolas , BEL	247,20 km/h
25	Team GT 3 Kasko, Porsche 911 GT3 R Engelhardt Georg , DEU Seefried Marco , DEU	247,03 km/h
21	Prosperia uhc speed, AUDI R8 LMS ultra Sandström Edward , SWE Mies Christopher , DEU	245,57 km/h
42	SMS Seyffarth Motorsport, Mercedes Benz AMG SLS GT3 Wendlinger Karl , AUT Seyffarth Jan , DEU	244,62 km/h
31	Schulze Motorsport, Nissan GT-R GT3 Schulze Tobias , DEU Schulze Michael , DEU	243,52 km/h



ADAC GT Masters

Vmax list Free Practice 1

Provisional



Lausitzring, Length: 4534 m
Air temperature: 22.3°C
Track temperature: 26.5°C
Weather condition: Wet

DMSB Reg. Nr.: 259/2012
Deutscher Motor Sport Bund e.V.

Friday 24.8.2012 09:00

**ADAC Masters
Weekend**

Nr	Team, Car, Driver, Nat	Top speed
37	Gemballa Racing, McLaren MP4-12C GT3 Brück Christopher , DEU Bert Sascha , DEU	243,52 km/h
11	Team rhino's Leipert Motorsport, Lamborghini Gallardo LP6 Bader Raffael , CHE Mengesdorf David , DEU	243,35 km/h
43	GRT Grasser Racing Team, Lamborghini Gallardo LP600+ Grasser Gottfried , AUT Seifert Carsten , DEU	243,19 km/h
20	Schubert Motorsport, BMW Z4 GT3 Hürtgen Claudia , DEU Schwager Dominik , DEU	241,83 km/h
23	WestCoastRacing, BMW Z4 GT3 Lestrup Fredrik , SWE Öhlin Martin , SWE	241,50 km/h
41	DB Motorsport, BMW Z4 GT3 den Boer Jeroen , NLD Knap Simon , NLD	240,91 km/h
32	Young Driver AMR, Aston Martin V12 Vantage GT3 Stuck Ferdinand , AUT Stuck Johannes , AUT	235,50 km/h
22	Prosperia uhc speed, AUDI R8 LMS ultra Tilke Carsten , DEU Abt Christian , DEU	234,38 km/h
51	Team GT 3 Kasko, Porsche 911 GT3 R Schrezenmeier Christoph , DEU Janz Norbert , DEU	183,74 km/h