

ADAC GT Masters

Results Warm Up



Provisional

Reg. Nr.: OSK CR 12/2012

Sunday 12.8.2012 09:00

**ADAC Masters
Weekend**

Red Bull Ring, Length: 4326 m

Air temperature: 16.4°C

Track temperature: 25.7°C

Weather condition: Dry

started : 37 classified : 37 not classified : 0

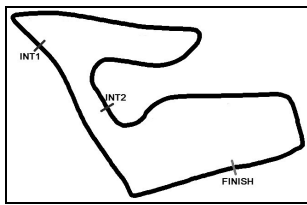
	Drivers	Team	Car	Lap	Best Time	Gap	Diff	Kph	Day Time
1	15 S.Dolenc(*A*)/M.Ragginger	FACH AUTO TECH(SUI)	Porsche 911 GT3 R	9	1:30.958			171.2	9:16:29
2	29 R.Renauer/N.Armino	FROGREEN CO2 neutral(GER)	Porsche 911 GT3 R	5	1:31.304	0.346	0.346	170.6	9:09:06
3	2 J.Leidinger/F.Spengler	Liqui Moly Team Engstler(GER)	BMW Alpina B6 GT3	9	1:31.576	0.618	0.272	170.1	9:15:30
4	9 A.Simonsen/M.Buhk	HEICO Junior Team(GER)	Mercedes Benz AMG SLS GT3	5	1:31.625	0.667	0.049	170.0	9:08:39
5	4 F.Stoll/D.Dobitsch	kfzteile24 MS RACING Team(GER)	Mercedes Benz AMG SLS GT3	8	1:31.626	0.668	0.001	170.0	9:15:48
6	36 C.Engelhart/N.Tandy	Team Geyer&Weinig EDV Schütz M	Porsche 911 GT3 R	4	1:31.630	0.672	0.004	170.0	9:07:36
7	20 C.Hürtgen/D.Schwager	Schubert Motorsport(GER)	BMW Z4 GT3	7	1:31.670	0.712	0.040	169.9	9:12:53
8	8 D.Baumann/H.Proczyk	Heico Motorsport(GER)	Mercedes Benz AMG SLS GT3	9	1:31.686	0.728	0.016	169.9	9:15:46
9	5 S.Asch/M.Götz	kfzteile24 MS RACING Team(GER)	Mercedes Benz AMG SLS GT3	9	1:31.729	0.771	0.043	169.8	9:16:17
10	38 J.Krohn/N.Verdonck	Lambda Performance(GER)	Ford GT GT3	9	1:31.802	0.844	0.073	169.6	9:16:16
11	10 L.Arnold/A.Margaritis	Schöner Wohnen Polarweiss Team	Mercedes Benz AMG SLS GT3	9	1:31.830	0.872	0.028	169.6	9:16:03
12	21 E.Sandström/C.Mies	Prosperia uhc speed(GER)	AUDI R8 LMS ultra	9	1:31.904	0.946	0.074	169.5	9:15:33
13	37 S.Bert/C.Brück	Gemballa Racing(GER)	McLaren MP4-12C GT3	7	1:31.906	0.948	0.002	169.5	9:12:05
14	27 A.Wirth/H.Frentzen	Callaway Competition(GER)	Corvette Z06.R GT3	8	1:31.917	0.959	0.011	169.4	9:14:52
15	50 R.Asch/O.Gavin	Mühlner Motorsport	Chevrolet Camaro GT3	7	1:31.949	0.991	0.032	169.4	9:12:33
16	40 R.Rast/C.Mamerow	MAMEROW Racing(GER)	AUDI R8 LMS ultra	9	1:31.998	1.040	0.049	169.3	9:15:28
17	7 C.Frankenhou/K.Heyer	Heico Motorsport(GER)	Mercedes Benz AMG SLS GT3	9	1:32.003	1.045	0.005	169.3	9:16:29
18	6 M.Farnbacher/N.Kentenich	Farnbacher ESET Racing(GER)	Porsche 911 GT3 R	9	1:32.028	1.070	0.025	169.2	9:16:26
19	23 M.Öhlin/F.Lestrup	WestCoastRacing(SWE)	BMW Z4 GT3	9	1:32.125	1.167	0.097	169.0	9:16:28
20	41 S.Knap/J.den Boer	DB Motorsport(NED)	BMW Z4 GT3	6	1:32.139	1.181	0.014	169.0	9:11:59
21	3 A.von Thurn und Taxis/S.Rosina	InterNetX - Reiter Engineering(GER)	Lamborghini Gallardo LP600+	5	1:32.218	1.260	0.079	168.9	9:10:34
22	33 K.Poulsen(*A*)/C.Nygaard	Young Driver AMR(GER)	Aston Martin V12 Vantage GT3	6	1:32.257	1.299	0.039	168.8	9:10:25
23	34 P.Geipel/M.Sandritter	YACO Racing powered by Jochen S	Chevrolet Camaro GT3	9	1:32.275	1.317	0.018	168.8	9:15:19
24	25 G.Engelhardt(*A*)/M.Seefried	Team GT 3 Kasko(GER)	Porsche 911 GT3 R	10	1:32.381	1.423	0.106	168.6	9:16:28
25	1 D.Lunardi/M.Martin	ALPINA(GER)	BMW Alpina B6 GT3	4	1:32.500	1.542	0.119	168.4	9:07:30
26	30 W.Hageleit(*A*)/S.Heyrowski(*A*)	FROGREEN CO2 neutral(GER)	Porsche 911 GT3 R	8	1:32.764	1.806	0.264	167.9	9:14:40
27	26 R.Bourdeaux(*A*)/A.Renauer	Team GT 3 Kasko(GER)	Porsche 911 GT3 R	4	1:32.896	1.938	0.132	167.6	9:07:31
28	44 J.Stovicek(*A*)/E.Janis	HEICO-GRAVITY CHAROUZ TEAM	Mercedes Benz AMG SLS GT3	4	1:32.899	1.941	0.003	167.6	9:07:03
29	14 C.Ott/P.Eng	MRS GT-Racing(GER)	McLaren MP4-12C GT3	2	1:33.391	2.433	0.492	166.8	9:04:10
30	43 G.Grasser/A.Piccini	GRT Grasser Racing Team(AUT)	Lamborghini Gallardo LP600+	9	1:33.392	2.434	0.001	166.8	9:16:33
31	16 A.Gugger(*A*)/O.Klohs(*A*)	FACH AUTO TECH(SUI)	Porsche 911 GT3 R	5	1:33.446	2.488	0.054	166.7	9:09:41
32	32 F.Stuck/J.Stuck	Young Driver AMR(GER)	Aston Martin V12 Vantage GT3	8	1:33.747	2.789	0.301	166.1	9:15:05
33	22 C.Tilke(*A*)/C.Abt	Prosperia uhc speed(GER)	AUDI R8 LMS ultra	9	1:34.176	3.218	0.429	165.4	9:16:20
34	12 O.Petrishin(*A*)/K.Baier(*A*)	Team rhino's Leipert Motorsport(GE	Lamborghini Gallardo LP600+	8	1:34.926	3.968	0.750	164.1	9:14:44
35	28 D.Alessi/D.Keilwitz	Callaway Competition(GER)	Corvette Z06.R GT3	5	1:35.097	4.139	0.171	163.8	9:10:31
36	18 T.Seiler(*A*)/F.Kechele	Callaway Competition(GER)	Corvette Z06.R GT3	2	1:36.320	5.362	1.223	161.7	9:04:20
37	17 R.Lips(*A*)/M.Dablander	Callaway Competition(GER)	Corvette Z06.R GT3	5	1:36.420	5.462	0.100	161.5	9:10:41

Subject to final scrutineering!

Publications Time:

Race Director:

Time Keeping:



ADAC GT Masters

Lap analysis Warm Up



Provisional

Reg. Nr.: OSK CR 12/2012

Sunday 12.8.2012 09:00

**ADAC Masters
Weekend**

Red Bull Ring, Length: 4326 m

Air temperature: 16.3°C

Track temperature: 25.6°C

Weather condition: Dry

Lap	Time	SE1	SP1	SE2	SP2	SE3	SP3	Lap	Time	SE1	SP1	SE2	SP2	SE3	SP3
1 Dino Lunardi, FRA/ Maxime Martin, BEL								theoretical besttime: 1:32.281							
1	2:20.648	49.578	124	54.659	129	36.411	153	4	1:32.500	23.161	237	40.612	164	28.727	206
2	1:52.835	29.730	174	50.038	134	33.067	198	5	1:32.631	22.942	240	40.947	164	28.742	204
3	1:44.186	26.066	171	47.466	145	30.654	205	6	1:42.356	23.146	222	42.406	160	36.804	

2 Johannes Leidinger, GER/ Florian Spengler, GER								theoretical besttime: 1:31.576							
1	1:52.474	34.057	161	47.865	144	30.552	199	6	1:37.580	22.874	240	40.525	158	34.181	
2	1:38.109	23.571	231	45.151	155	29.387	205	7	2:37.816	1:26.761	215	42.312	157	28.743	208
3	1:33.976	23.255	237	41.483	149	29.238	205	8	1:32.800	22.867	240	41.223	156	28.710	206
4	1:33.142	23.124	236	40.967	162	29.051	207	9	1:31.576	22.791	241	40.372	166	28.413	207
5	1:32.489	23.099	238	40.609	161	28.781	205	10	1:59.615	27.465	157	50.365	142	41.785	

3 Albert von Thurn und Taxis, GER/ Stefan Rosina, SVK								theoretical besttime: 1:32.218							
1	2:41.143	57.343	104	1:01.079	112	42.721		4	1:32.846	22.984	234	41.004	166	28.858	206
2	3:07.023	1:53.616	169	42.729	160	30.678	202	5	1:32.218	22.871	238	40.499	163	28.848	205
3	1:41.229	23.156	236	48.846	152	29.227	206	6	1:37.492	23.015	236	40.585	160	33.892	

4 Florian Stoll, GER/ Daniel Dobitsch, AUT								theoretical besttime: 1:31.626							
1	3:08.627	1:36.561	153	55.790	121	36.276	167	6	1:51.456	23.164	227	48.100	129	40.192	
2	1:51.404	28.649	182	49.309	129	33.446	169	7	2:21.314	1:11.872	235	40.661	150	28.781	207
3	1:48.621	26.553	200	48.796	126	33.272	183	8	1:31.626	23.133	239	40.171	161	28.322	207
4	1:42.315	26.563	189	45.940	142	29.812	204	9	1:50.539	26.841	160	51.053	150	32.645	
5	1:33.251	23.368	238	41.195	161	28.688	207								

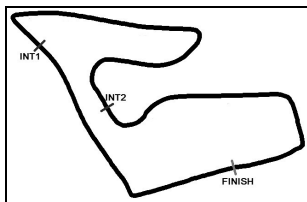
5 Sebastian Asch, GER/ Maximilian Götz, GER								theoretical besttime: 1:31.312							
1	3:16.268	1:34.982	133	1:03.850	123	37.436	167	6	1:32.583	22.872	240	40.685	159	29.026	208
2	1:53.315	28.076	190	51.237	120	34.002	187	7	1:32.308	23.313	239	40.572	158	28.423	205
3	1:49.266	28.159	177	48.186	145	32.921	204	8	1:31.910	22.855	241	40.071	161	28.984	206
4	1:33.463	23.135	238	41.030	158	29.298	204	9	1:31.729	22.818	241	40.300	162	28.611	206
5	1:36.670	23.371	232	44.575	151	28.724	206	10	1:41.360	24.301	226	41.297	164	35.762	

6 Mario Farnbacher, GER/ Niclas Kentenich, GER								theoretical besttime: 1:31.643							
1	2:55.209	1:28.526	166	52.544	115	34.139	172	6	1:32.087	22.765	239	40.500	151	28.822	212
2	1:41.813	26.747	180	44.446	135	30.620	209	7	1:33.177	22.829	239	41.181	152	29.167	209
3	1:34.159	23.154	234	41.792	149	29.213	206	8	1:32.373	23.338	243	40.177	157	28.858	206
4	1:38.066	22.958	241	40.989	149	34.119		9	1:32.028	22.644	243	40.293	146	29.091	208
5	2:27.519	1:15.399	215	43.003	152	29.117	209	10	1:51.763	26.490	170	46.335	138	38.938	

7 Christiaan Frankenhou, NED/ Kenneth Heyer, GER								theoretical besttime: 1:31.939							
1	2:31.898	59.008	170	58.056	117	34.834	198	6	2:58.311	1:47.180	146	42.225	166	28.906	205
2	1:36.906	23.946	232	42.286	160	30.674	203	7	1:32.534	23.012	237	40.859	167	28.663	205
3	1:34.288	23.505	235	41.006	161	29.777	203	8	1:33.113	22.897	240	41.441	152	28.775	206
4	1:32.818	23.096	235	40.739	157	28.983	204	9	1:32.003	22.928	238	40.379	174	28.696	206
5	1:37.250	23.065	235	40.719	162	33.466		10	1:51.343	25.481	156	45.052	147	40.810	

8 Dominik Baumann, AUT/ Harald Proczyk, AUT								theoretical besttime: 1:31.686							
1	2:10.380	51.668	176	47.824	139	30.888	200	6	2:40.971	1:30.657	233	41.609	159	28.705	205
2	1:35.209	23.792	234	42.146	155	29.271	203	7	1:32.359	23.215	236	40.565	157	28.579	203
3	1:33.220	23.304	235	40.860	160	29.056	205	8	1:31.892	22.911	236	40.546	157	28.435	205
4	1:32.905	23.033	238	40.682	159	29.190	205	9	1:31.686	22.895	237	40.420	160	28.371	205
5	1:37.758	23.190	236	40.951	151	33.617		10	1:39.164	22.918	237	40.474	158	35.772	

9 Andreas Simonsen, SWE/ Maximilian Buhk, GER								theoretical besttime: 1:31.409							
1	2:29.115	1:01.467	169	53.998	137	33.650	203	7	2:48.320	1:38.386	235	41.129	146	28.805	207
2	1:33.446	23.353	237	41.038	159	29.055	207	8	1:32.295	23.142	239	40.596	148	28.557	206
3	1:32.426	23.032	239	40.789	158	28.605	206	9	1:33.548	23.184	238	41.670	151	28.694	206
4	1:32.784	22.886	240	40.112	151	29.786	206	10	1:32.366	23.103	238	40.789	155	28.474	206
5	1:31.625	22.786	239	40.066	160	28.773	205	11	1:37.505	23.108	237	40.636	158	33.761	
6	1:36.892	22.936	239	40.640	160	33.316									



ADAC GT Masters

Lap analysis Warm Up



Provisional

Reg. Nr.: OSK CR 12/2012

Sunday 12.8.2012 09:00



Red Bull Ring, Length: 4326 m

Air temperature: 16.3°C

Track temperature: 25.6°C

Weather condition: Dry

Lap	Time	SE1	SP1	SE2	SP2	SE3	SP3	Lap	Time	SE1	SP1	SE2	SP2	SE3	SP3
10 Lance David Arnold, GER/ Alexandros Margaritis, GRE								theoretical besttime: 1:31.830							
1	2:22.240	1:02.457	205	47.865	138	31.918	200	6	1:32.621	23.184	235	40.872	158	28.565	203
2	1:36.207	25.229	228	41.553	158	29.425	201	7	1:32.237	23.152	236	40.509	155	28.576	203
3	1:32.998	23.285	235	40.609	169	29.104	203	8	1:32.053	23.142	236	40.365	154	28.546	204
4	1:36.105	23.307	236	40.305	163	32.493		9	1:31.830	23.062	236	40.239	163	28.529	204
5	2:46.654	1:35.947	211	41.365	155	29.342	205	10	1:40.124	23.721	207	42.574	158	33.829	

12 Oleg Petrishin, RUS/ Korbinian Baier, GER								theoretical besttime: 1:34.740							
1	3:17.907	1:51.382	154	50.815	128	35.710	195	6	1:36.272	23.533	233	42.220	151	30.519	203
2	1:42.253	25.371	226	44.446	140	32.436	198	7	1:37.972	23.744	231	43.941	142	30.287	204
3	1:38.690	24.020	230	43.398	141	31.272	202	8	1:34.926	23.719	233	41.547	153	29.660	204
4	1:40.123	23.877	231	43.954	158	32.292	201	9	1:38.533	26.610	214	41.916	142	30.007	204
5	1:36.447	23.797	230	41.655	151	30.995	202	10	1:50.855	24.801	231	44.462	142	41.592	

14 Christian Ott, GER/ Philipp Eng, AUT								theoretical besttime: 1:32.600							
1	2:37.277	1:16.781	201	47.072	111	33.424	205	6	1:34.349	23.222	237	41.565	148	29.562	207
2	1:33.391	23.090	240	41.206	156	29.095	207	7	1:36.609	23.704	226	42.712	138	30.193	205
3	1:37.520	22.883	242	40.622	154	34.015		8	1:34.313	23.242	239	41.720	140	29.351	206
4	2:43.912	1:23.497	160	50.209	132	30.206	205	9	1:34.803	23.332	199	41.475	143	29.996	206
5	1:34.982	23.404	239	41.946	139	29.632	206	10	1:57.273	26.326	153	47.125	134	43.822	

15 Swen Dolenc, GER/ Martin Ragginger, AUT								theoretical besttime: 1:30.811							
1	2:23.693	55.373	138	53.109	125	35.211	160	6	3:03.368	1:51.822	145	42.889	163	28.657	210
2	1:42.445	28.332	175	44.884	153	29.229	208	7	1:31.411	22.475	244	40.263	166	28.673	208
3	1:35.582	22.722	244	43.268	138	29.592	209	8	1:31.283	22.445	245	39.818	163	29.020	208
4	1:31.525	22.647	241	40.208	161	28.670	209	9	1:30.958	22.592	244	39.802	171	28.564	211
5	1:39.227	22.770	193	41.824	153	34.633		10	1:56.609	25.792	156	46.848	147	43.969	

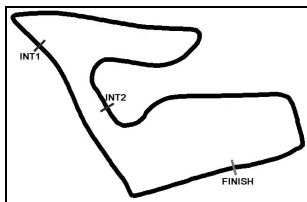
16 Andrina Gugger, SUI/ Otto Klohs, GER								theoretical besttime: 1:33.446							
1	3:06.253	1:42.517	134	50.898	130	32.838	202	4	1:35.583	23.682	209	42.545	154	29.356	207
2	1:39.882	24.485	200	44.329	144	31.068	204	5	1:33.446	22.941	237	41.360	160	29.145	207
3	1:46.694	26.440	160	47.570	129	32.684	204	6	1:57.244	25.514	164	47.630	141	44.100	

17 Remo Lips, SUI/ Mario Dablander, AUT								theoretical besttime: 1:34.778							
1	3:11.471	1:32.328	145	56.757	121	42.386		5	1:36.420	23.340	238	43.490	150	29.590	205
2	2:36.855	1:09.912	152	51.198	126	35.745	193	6	1:42.240	23.280	235	41.908	144	37.052	
3	1:39.814	25.508	207	43.346	136	30.960	202	7	2:40.518	1:27.836	229	42.764	147	29.918	204
4	1:36.626	23.548	233	43.233	150	29.845	205	8	1:40.429	23.449	237	42.421	148	34.559	

18 Toni Seiler, SUI/ Frank Kechele, GER								theoretical besttime: 1:35.733							
1	2:43.776	1:25.207	168	47.713	138	30.856	204	3	1:57.393	23.014	239	44.411	98	49.968	
2	1:36.320	23.601	223	42.889	149	29.830	208								

20 Claudia Hürtgen, GER/ Dominik Schwager, GER								theoretical besttime: 1:31.447							
1	3:34.746	2:10.839	144	52.890	138	31.017	189	6	1:32.077	23.028	235	40.530	167	28.519	204
2	1:35.797	24.575	232	42.015	153	29.207	203	7	1:31.670	23.032	235	40.262	163	28.376	206
3	1:33.684	23.238	235	41.090	158	29.356	204	8	1:31.887	23.115	235	40.333	175	28.439	206
4	1:32.473	23.177	233	40.374	165	28.922	204	9	1:32.037	23.017	236	40.054	177	28.966	176
5	1:32.740	23.087	234	40.824	171	28.829	205	10	1:43.410	24.011	232	45.851	144	33.548	

21 Edward Sandström, SWE/ Christopher Mies, GER								theoretical besttime: 1:31.792							
1	2:00.384	38.681	152	48.437	137	33.266	198	6	2:38.861	1:25.908	183	43.742	153	29.211	203
2	1:34.666	23.629	230	41.675	157	29.362	204	7	1:32.997	23.347	232	40.962	160	28.688	202
3	1:33.020	23.287	232	40.850	161	28.883	203	8	1:32.288	23.034	233	40.626	160	28.628	204
4	1:32.774	23.169	234	41.168	160	28.437	204	9	1:31.904	23.112	234	40.321	160	28.471	203
5	1:36.659	23.217	233	40.645	161	32.797		10	1:50.963	25.348	158	49.667	141	35.948	



ADAC GT Masters

Lap analysis Warm Up

Provisional

Reg. Nr.: OSK CR 12/2012

Sunday 12.8.2012 09:00



**ADAC Masters
Weekend**

Red Bull Ring, Length: 4326 m

Air temperature: 16.3°C

Track temperature: 25.6°C

Weather condition: Dry

Lap	Time	SE1	SP1	SE2	SP2	SE3	SP3	Lap	Time	SE1	SP1	SE2	SP2	SE3	SP3
22	Carsten Tilke, GER/ Christian Abt, GER							theoretical besttime: 1:34.176							
1	2:19.037	56.017	185	49.611	114	33.409	199	6	1:37.359	24.048	234	43.322	151	29.989	203
2	1:42.847	24.134	222	43.581	150	35.132		7	1:34.786	23.605	235	41.320	156	29.861	203
3	2:44.492	1:26.617	211	45.932	141	31.943	200	8	1:36.207	23.644	234	41.563	156	31.000	204
4	1:36.418	24.091	233	42.140	148	30.187	201	9	1:34.176	23.410	236	41.107	153	29.659	205
5	1:35.311	23.816	234	41.480	153	30.015	202	10	1:50.136	24.204	207	45.164	143	40.768	

23	Martin Öhlin, SWE/ Fredrik Lestrup, SWE							theoretical besttime: 1:32.125							
1	2:39.186	1:18.757	191	47.650	140	32.779	198	6	2:45.735	1:35.306	233	41.268	162	29.161	205
2	1:35.187	23.790	233	42.028	157	29.369	202	7	1:36.617	23.674	217	41.654	147	31.289	206
3	1:34.629	24.146	234	41.490	160	28.993	203	8	1:33.065	23.146	236	41.103	161	28.816	204
4	1:34.234	24.424	233	41.072	153	28.738	203	9	1:32.125	22.877	237	40.604	164	28.644	206
5	1:37.829	23.161	235	40.839	155	33.829		10	1:48.684	25.174	162	43.365	155	40.145	

25	Georg Engelhardt, GER/ Marco Seefried, GER							theoretical besttime: 1:32.262							
1	2:20.850	48.868	111	56.333	124	35.649	204	7	1:32.689	22.875	241	40.810	150	29.004	209
2	1:38.386	23.815	205	43.944	146	30.627	209	8	1:33.398	22.890	241	41.306	154	29.202	211
3	1:33.879	23.067	234	41.518	147	29.294	209	9	1:33.784	23.846	230	41.082	149	28.856	212
4	1:35.357	23.204	238	41.325	142	30.828	209	10	1:32.381	22.679	240	40.727	151	28.975	210
5	1:33.572	23.037	235	41.227	145	29.308	210	11	1:47.459	23.436	239	44.590	135	39.433	
6	1:33.671	22.827	241	41.565	149	29.279	207								

26	Rene Bourdeaux, GER/ Alfred Renauer, GER							theoretical besttime: 1:32.579							
1	2:41.606	1:24.152	190	46.398	146	31.056	206	4	1:32.896	22.824	240	40.708	170	29.364	210
2	1:39.986	24.324	208	45.873	153	29.789	207	5	1:47.429	22.507	243	42.050	145	42.872	
3	1:37.076	24.305	238	42.374	148	30.397	209								

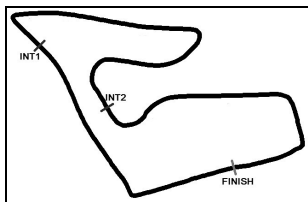
27	Andreas Wirth, GER/ Heinz-Harald Frentzen, GER							theoretical besttime: 1:31.458							
1	3:41.724	2:09.848	131	57.869	134	34.007	203	6	1:31.958	22.717	243	40.475	158	28.766	209
2	1:41.503	23.889	228	43.298	144	34.316	207	7	1:33.604	23.167	225	41.352	161	29.085	208
3	1:32.829	22.956	241	40.897	156	28.976	207	8	1:31.917	22.653	243	40.368	163	28.896	209
4	1:32.111	22.777	241	40.803	158	28.531	208	9	1:35.817	22.956	244	40.274	162	32.587	
5	1:46.955	22.669	242	54.934	156	29.352	208								

28	Diego Alessi, ITA/ Daniel Keilwitz, GER							theoretical besttime: 1:34.582							
1	2:44.004	1:18.193	197	49.874	136	35.937		4	1:49.637	24.573	152	44.591	155	40.473	209
2	2:20.762	1:02.978	204	44.478	147	33.306		5	1:35.097	23.308	241	40.489	160	31.300	210
3	2:02.424	43.680	235	45.746	88	32.998	209	6	1:50.068	22.793	244	48.208	163	39.067	

29	Robert Renauer, GER/ Nicolas Armindo, FRA							theoretical besttime: 1:31.198							
1	2:49.787	1:27.067	182	49.066	132	33.654	206	5	1:31.304	22.670	244	39.936	169	28.698	209
2	1:37.837	23.659	209	43.998	138	30.180	201	6	1:31.311	22.628	244	40.047	167	28.636	208
3	1:36.230	24.195	236	41.962	157	30.073	207	7	1:34.821	22.626	243	43.096	158	29.099	205
4	1:31.724	22.790	243	40.199	164	28.735	208	8	1:40.827	24.397	185	43.220	149	33.210	

30	Wolfgang Hageleit, GER/ Sven Heyrowski, GER							theoretical besttime: 1:32.662							
1	3:40.388	2:14.965	187	54.176	138	31.247	204	7	1:34.100	22.889	237	41.915	146	29.296	208
2	1:36.897	24.597	237	42.362	134	29.938	206	8	1:32.764	22.942	241	40.865	146	28.957	208
3	1:34.138	23.033	238	41.526	142	29.579	205	9	1:33.462	23.286	241	40.816	149	29.360	203
4	1:33.275	22.958	239	41.097	145	29.220	207	10	1:33.713	24.014	239	40.802	150	28.897	208
5	1:33.657	23.152	239	41.039	144	29.466	209	11	1:39.842	23.034	242	41.082	148	35.726	
6	1:34.996	24.041	235	41.779	144	29.176	208								

32	Ferdinand Stuck, AUT/ Johannes Stuck, AUT							theoretical besttime: 1:33.128							
1	2:15.131	43.154	138	57.971	134	34.006	191	6	1:37.825	23.492	230	41.541	157	32.792	
2	1:46.879	26.367	211	50.758	139	29.754	201	7	3:08.053	1:57.471	226	41.810	149	28.772	205
3	1:36.083	23.766	225	43.060	146	29.257	204	8	1:33.747	23.180	234	41.922	151	28.645	207
4	1:33.782	23.669	227	41.303	151	28.810	202	9	1:43.544	23.129	234	42.142	129	38.273	
5	1:34.221	23.673	229	41.527	157	29.021	204								



ADAC GT Masters

Lap analysis Warm Up

Provisional



Reg. Nr.: OSK CR 12/2012

**ADAC Masters
Weekend**

Red Bull Ring, Length: 4326 m

Air temperature: 16.3°C

Track temperature: 25.6°C

Weather condition: Dry

Sunday 12.8.2012 09:00

Lap	Time	SE1	SP1	SE2	SP2	SE3	SP3	Lap	Time	SE1	SP1	SE2	SP2	SE3	SP3
33 Kristian Poulsen, DEN/ Christoffer Nygaard, DEN								theoretical besttime: 1:32.168							
1	2:04.545	36.679	140	52.653	121	35.213	194	6	1:32.257	23.114	236	40.619	167	28.524	205
2	1:48.346	25.813	203	48.467	134	34.066	192	7	1:35.927	23.078	237	40.566	162	32.283	
3	1:53.371	26.085	160	57.179	141	30.107	204	8	2:48.876	1:37.811	215	41.878	164	29.187	205
4	1:34.286	23.313	236	41.663	149	29.310	204	9	1:33.117	23.265	234	40.809	164	29.043	208
5	1:32.683	23.173	235	40.907	162	28.603	205	10	1:44.209	23.811	236	41.596	164	38.802	

34 Philip Geipel, GER/ Max Sandritter, GER								theoretical besttime: 1:32.192							
1	2:24.582	51.250	127	55.295	112	38.037	162	6	1:33.489	23.245	203	41.249	153	28.995	212
2	1:57.360	33.074	125	51.715	137	32.571	189	7	1:33.529	22.794	219	41.603	151	29.132	212
3	1:38.746	25.492	195	43.415	137	29.839	212	8	1:33.283	23.124	207	41.269	156	28.890	214
4	1:33.204	22.946	219	41.285	148	28.973	212	9	1:32.275	22.742	237	40.704	151	28.829	212
5	1:32.608	22.659	231	40.967	151	28.982	213	10	1:38.310	24.093	226	40.789	157	33.428	

36 Christian Engelhart, GER/ Nick Tandy, GBR								theoretical besttime: 1:31.630							
1	2:58.126	1:42.289	194	44.977	153	30.860	204	5	1:36.517	22.617	241	40.271	164	33.629	
2	1:33.823	23.372	239	41.385	161	29.066	208	6	4:19.388	3:00.622	191	46.808	142	31.958	144
3	1:32.708	22.862	242	40.836	164	29.010	208	7	1:43.530	25.358	216	42.489	152	35.683	
4	1:31.630	22.592	241	40.267	156	28.771	209								

37 Sascha Bert, GER/ Christopher Brück, GER								theoretical besttime: 1:31.870							
1	2:37.877	1:19.259	174	45.927	138	32.691	205	6	1:32.745	22.991	239	40.720	160	29.034	207
2	1:35.842	23.456	232	42.260	153	30.126	206	7	1:31.906	22.855	239	40.374	159	28.677	207
3	1:34.737	23.139	238	41.356	155	30.242	205	8	1:32.830	22.992	230	41.003	157	28.835	207
4	1:33.591	23.506	229	41.148	158	28.937	207	9	1:32.058	22.819	241	40.464	159	28.775	206
5	1:38.545	23.005	236	41.558	142	33.982	206	10	1:44.762	23.409	191	42.109	152	39.244	

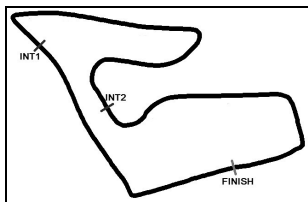
38 Jesse Krohn, FIN/ Nicolas Verdonck, BEL								theoretical besttime: 1:31.284							
1	2:35.896	1:04.305	179	57.194	125	34.397	203	6	2:44.068	1:34.139	236	41.016	163	28.913	204
2	1:35.209	23.688	235	41.463	156	30.058	207	7	1:34.776	23.079	238	43.138	167	28.559	205
3	1:33.158	23.106	238	40.912	166	29.140	203	8	1:31.949	22.916	239	40.281	168	28.752	206
4	1:32.467	23.064	238	40.730	167	28.673	206	9	1:31.802	23.414	238	39.963	171	28.425	207
5	1:37.355	22.896	239	40.578	164	33.881		10	1:40.554	24.028	204	41.781	167	34.745	

40 Rene Rast, GER/ Christian Mamerow, GER								theoretical besttime: 1:31.794							
1	2:52.205	1:33.452	180	47.414	146	31.339	200	6	1:32.032	23.144	235	40.477	168	28.411	207
2	1:36.122	23.942	232	42.401	158	29.779	203	7	1:32.419	23.094	236	40.435	169	28.890	206
3	1:40.179	23.632	233	42.490	161	34.057	204	8	1:38.079	22.970	237	40.904	167	34.205	205
4	1:32.877	23.270	234	40.813	166	28.794	204	9	1:31.998	23.121	235	40.488	164	28.389	206
5	1:32.417	23.204	235	40.542	169	28.671	204	10	1:38.745	23.277	232	41.131	164	34.337	

41 Simon Knap, NED/ Jeroen den Boer, NED								theoretical besttime: 1:32.139							
1	3:38.585	1:55.309	127	59.575	106	43.701	177	6	1:32.139	22.888	238	40.687	161	28.564	205
2	2:03.178	32.012	108	57.076	110	34.090	198	7	1:32.654	22.901	239	40.800	149	28.953	206
3	1:39.399	25.300	137	43.946	153	30.153	203	8	1:32.635	22.921	240	40.978	164	28.736	205
4	1:33.797	23.346	236	41.427	159	29.024	205	9	1:42.788	23.305	238	42.259	144	37.224	
5	1:32.683	23.063	237	40.912	161	28.708	204								

43 Gottfried Grassler, AUT/ Andrea Piccini, ITA								theoretical besttime: 1:33.378							
1	2:24.374	1:02.297	174	49.340	130	32.737	199	6	2:57.682	1:46.336	231	41.447	148	29.899	203
2	1:36.646	24.155	225	42.259	152	30.232	200	7	1:34.833	23.287	233	41.959	146	29.587	203
3	1:36.275	23.530	232	42.796	158	29.949	202	8	1:38.742	24.316	236	42.309	121	32.117	203
4	1:33.644	23.292	233	40.812	158	29.540	201	9	1:33.392	23.301	235	40.693	158	29.398	202
5	1:38.072	23.333	233	40.844	157	33.895		10	1:54.275	24.657	187	45.689	140	43.929	

44 Jan Stovicek, CZE/ Erik Janis, CZE								theoretical besttime: 1:32.786							
1	2:21.163	57.721	157	52.220	138	31.222	202	6	1:39.137	23.050	235	42.732	152	33.355	
2	1:35.407	23.791	225	42.137	146	29.479	200	7	2:45.827	1:31.853	225	43.021	139	30.953	201
3	1:33.565	23.240	236	41.179	159	29.146	202	8	1:35.156	23.713	235	41.346	147	30.097	202
4	1:32.899	23.132	235	40.720	163	29.047	202	9	1:36.207	23.453	235	42.621	122	30.133	202
5	1:33.012	23.252	235	40.744	157	29.016	202	10	1:43.778	23.347	235	41.218	142	39.213	



ADAC GT Masters

Lap analysis Warm Up

Provisional

Reg. Nr.: OSK CR 12/2012

Sunday 12.8.2012 09:00



**ADAC Masters
Weekend**

Red Bull Ring, Length: 4326 m

Air temperature: 16.3°C

Track temperature: 25.6°C

Weather condition: Dry

Lap	Time	SE1	SP1	SE2	SP2	SE3	SP3	Lap	Time	SE1	SP1	SE2	SP2	SE3	SP3	
50		Roland Asch, GER/ Oliver Gavin, GBR						theoretical besttime: 1:31.860								
1	3:00.537	1:33.372	133	53.045	122	34.120	205	6	1:32.600	22.870	241	40.672	160	29.058	211	
2	1:48.211	27.493	146	49.427	129	31.291	211	7	1:31.949	22.680	239	40.346	160	28.923	212	
3	1:34.991	23.994	233	41.916	154	29.081	212	8	1:32.190	22.785	241	40.406	166	28.999	213	
4	1:32.567	22.759	243	40.724	163	29.084	212	9	1:32.125	22.602	241	40.494	162	29.029	212	
5	1:32.171	22.591	241	40.532	161	29.048	211	10	1:40.430	23.062	194	43.634	162	33.734		