

Formel ADAC

Result List Zeittraining



Provisional

Reg. Nr.: OSK CR 12/2012

Saturday 11.8.2012 09:45

**ADAC Masters
Weekend**

Red Bull Ring, Length: 4326 m

Air temperature: 14.4°C

Track temperature: 16.8°C

Weather condition: Wet

started : 17 classified : 17 not classified : 0

	Competitor Drivers	Sponsor Car	Lap	Best Time	Gap	Diff	Kph	Day Time
1	9 Mücke-Motorsport F.Herzog(GER)	Formel ADAC powered by Volkswagen	8	1:36.928			160.7	10:00:47
2	14 Neuhauser Racing G.Malja(SWE)	Formel ADAC powered by Volkswagen	6	1:37.091	0.163	0.163	160.4	10:00:46
3	21 G&J /Schiller Motorsport A.Picariello(BEL)	Formel ADAC powered by Volkswagen	7	1:37.120	0.192	0.029	160.4	10:00:44
4	12 Mücke-Motorsport J.Kremer(GER)	Formel ADAC powered by Volkswagen	7	1:37.331	0.403	0.211	160.0	9:58:11
5	5 Lotus B.Visser(NED)	Formel ADAC powered by Volkswagen	5	1:37.567	0.639	0.236	159.6	9:57:52
6	11 ADAC Berlin-Brandenburg e.V. H.Grapp(GER)	Formel ADAC powered by Volkswagen	5	1:37.672	0.744	0.105	159.4	9:57:54
7	2 Lotus K.Dalewski(POL)	Formel ADAC powered by Volkswagen	7	1:37.704	0.776	0.032	159.4	9:57:14
8	10 Mücke-Motorsport L.Caspari(GER)	Formel ADAC powered by Volkswagen	8	1:38.087	1.159	0.383	158.8	10:00:04
9	8 Mücke-Motorsport R.Nissany(ISR)	Formel ADAC powered by Volkswagen	4	1:38.177	1.249	0.090	158.6	9:53:05
10	20 HS Engineering F.Wieland(GER)	Formel ADAC powered by Volkswagen	7	1:38.249	1.321	0.072	158.5	9:59:13
11	3 Lotus M.Kirchhöfer(GER)	Formel ADAC powered by Volkswagen	4	1:38.275	1.347	0.026	158.5	10:00:10
12	6 Lotus I.Dontje(NED)	Formel ADAC powered by Volkswagen	5	1:38.292	1.364	0.017	158.4	9:58:22
13	23 HS Engineering N.Beer(DEN)	Formel ADAC powered by Volkswagen	6	1:38.428	1.500	0.136	158.2	9:57:38
14	19 G&J /Schiller Motorsport S.Balthasar(GER)	Formel ADAC powered by Volkswagen	7	1:38.517	1.589	0.089	158.1	10:01:12
15	17 Team KUG Motorsport N.Pohler(GER)	Formel ADAC powered by Volkswagen	7	1:39.195	2.267	0.678	157.0	9:59:30
16	7 Lotus J.Schmidt(SUI)	Formel ADAC powered by Volkswagen	4	1:39.716	2.788	0.521	156.2	9:58:12
17	15 Neuhauser Racing T.Jäger(AUT)	Formel ADAC powered by Volkswagen	4	1:42.484	5.556	2.768	152.0	9:53:16

Qualifying Time: 1:46.751 MIN LAPS : 2 Percent: 110%

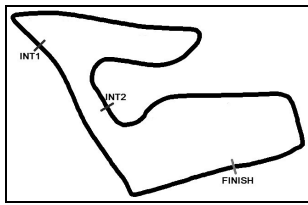
Cancelation relevant lap times for leaving the track for car numbers 9,11,17,5,14,8,15,21,20,23,19,2,3,7,

Subject to final scrutineering!

Publications Time:

Race Director:

Time Keeping:



Red Bull Ring, Length: 4326 m

Air temperature: 14.0°C

Track temperature: 16.3°C

Weather condition: Dry

Formel ADAC

Result List Zeittraining - 2nd best times

Provisional

Reg. Nr.: OSK CR 12/2012

Saturday 11.8.2012 09:45



**ADAC Masters
Weekend**

started : 17 classified : 17 not classified : 0

	Drivers	Sponsor	Car	Lap	Best Time	Gap	Diff	Kph	Day Time
1	21 A.Picariello		Formel ADAC powerd by Volksw.	6	1:37.203			160.2	9:59:07
2	9 F.Herzog		Formel ADAC powerd by Volksw.	7	1:37.504	0.301	0.301	159.7	9:59:10
3	12 J.Kremer		Formel ADAC powerd by Volksw.	6	1:37.646	0.142	0.443	159.5	9:56:33
4	2 K.Dalewski		Formel ADAC powerd by Volksw.	6	1:37.948	0.302	0.745	159.0	9:55:36
5	11 H.Grapp		Formel ADAC powerd by Volksw.	4	1:37.948		0.745	159.0	9:56:16
6	5 B.Visser		Formel ADAC powerd by Volksw.	4	1:38.026	0.078	0.823	158.9	9:56:15
7	10 L.Caspari		Formel ADAC powerd by Volksw.	5	1:38.198	0.172	0.995	158.6	9:55:01
8	20 F.Wieland		Formel ADAC powerd by Volksw.	5	1:38.320	0.122	1.117	158.4	9:55:57
9	6 I.Dontje		Formel ADAC powerd by Volksw.	6	1:38.420	0.100	1.217	158.2	10:00:00
10	14 G.Malja		Formel ADAC powerd by Volksw.	4	1:38.444	0.024	1.241	158.2	9:54:14
11	23 N.Beer		Formel ADAC powerd by Volksw.	7	1:38.565	0.121	1.362	158.0	9:59:16
12	17 N.Pohler		Formel ADAC powerd by Volksw.	6	1:39.560	0.995	2.357	156.4	9:57:51
13	19 S.Balthasar		Formel ADAC powerd by Volksw.	6	1:41.962	2.402	4.759	152.7	9:59:34
14	7 J.Schmidt		Formel ADAC powerd by Volksw.	3	1:42.564	0.602	5.361	151.8	9:56:32
15	15 T.Jäger		Formel ADAC powerd by Volksw.	5	1:42.888	0.324	5.685	151.4	9:56:38
16	8 R.Nissany		Formel ADAC powerd by Volksw.	3	1:44.032	1.144	6.829	149.7	9:51:27
17	3 M.Kirchhöfer		Formel ADAC powerd by Volksw.	3	1:44.481	0.449	7.278	149.1	9:56:55

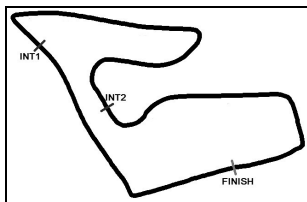
Qualifying Time: 1:47.196 Percent: 110%

Subject to final scrutineering!

Publications Time:

Race Director:

Time Keeping:



Formel ADAC

Lap analysis Zeittraining



Provisional

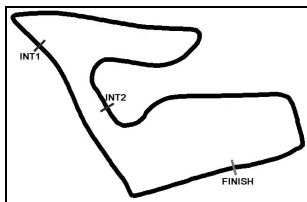
Reg. Nr.: OSK CR 12/2012

Saturday 11.8.2012 09:45

**ADAC Masters
Weekend**

Red Bull Ring, Length: 4326 m
Air temperature: 14.4°C
Track temperature: 16.8°C
Weather condition: Wet

Lap	Time	SE1	SP1	SE2	SP2	SE3	SP3	TSP	Lap	Time	SE1	SP1	SE2	SP2	SE3	SP3	TSP
2 Kuba Dalewski, POL/ ,									theoretical besttime: 1:37.571								
1	2:09.758	39.392	127	53.694	122	36.672	167		7	1:37.704	25.785	193	42.722	169	29.197	181	
2	1:51.828	29.791	126	49.765	145	32.272	177		8	1:43.168	25.894	193	42.604	170	34.670		
3	1:39.486	26.392	189	43.418	161	29.676	179		9	3:00.403	1:15.500	129	58.822	116	46.081		
4	1:38.870	26.098	191	43.257	166	29.515	178		10	5:53.550	4:27.678	161	51.818	137	34.054	174	
5	1:38.689	26.015	192	43.216	164	29.458	179		11	1:51.470	28.000	186	49.739	135	33.731	173	
6	1:37.948	25.850	193	42.848	167	29.250	180		12	2:02.001	28.256	184	50.685	129	43.060		
3 Marvin Kirchhöfer, GER/ ,									theoretical besttime: 1:38.035								
1	8:14.118	6:44.503	120	54.524	133	35.091	147		6	5:46.681	4:26.354	174	48.276	137	32.051	176	
2	1:56.866	32.114	134	53.625	149	31.127	157		7	1:46.872	27.921	190	47.288	139	31.663	176	
3	1:44.481	28.743	153	46.660	164	29.078	181		8	1:49.459	28.782	190	48.006	141	32.671	174	
4	1:38.275	25.634	194	43.323	161	29.318	181		9	2:02.494	28.035	191	48.662	137	45.797		
5	1:59.482	25.663	194	57.165	146	36.654											
5 Beitske Visser, NED/ ,									theoretical besttime: 1:37.288								
1	2:18.019	46.326	127	54.772	128	36.921	148		7	1:47.873	25.766	194	48.281	134	33.826	176	
2	1:56.194	31.981	149	51.322	143	32.891	174		8	2:01.399	27.537	167	49.720	127	44.142		
3	1:59.188	26.810	189	1:01.728	156	30.650	177		9	4:28.356	3:02.104	156	51.655	128	34.597	172	
4	1:38.026	25.812	194	42.918	168	29.296	180		10	1:54.536	29.595	179	50.852	134	34.089	173	
5	1:37.567	25.713	195	42.766	167	29.088	182		11	2:11.454	28.374	170	51.887	128	51.193		
6	1:38.338	25.434	198	43.596	163	29.308	181										
6 Indy Dontje, NED/ ,									theoretical besttime: 1:38.013								
1	6:38.052	5:06.069	120	56.850	131	35.133	169		7	2:00.661	25.716	192	52.272	141	42.673		
2	1:47.528	29.668	163	47.631	154	30.229	177		8	5:58.634	4:35.757	173	49.710	130	33.167	175	
3	1:39.963	26.524	190	43.952	169	29.487	178		9	1:48.669	28.405	188	47.953	133	32.311	176	
4	1:38.436	25.955	191	43.326	169	29.155	180		10	1:49.756	28.088	189	48.725	134	32.943	173	
5	1:38.292	25.831	191	43.214	169	29.247	179		11	2:02.954	28.218	189	49.134	137	45.602		
6	1:38.420	26.069	192	43.268	172	29.083	179										
7 Jeffrey Schmidt, SUI/ ,									theoretical besttime: 1:37.925								
1	7:42.366	5:59.787	101	1:03.577	118	39.002	147		6	2:04.546	25.777	193	52.290	113	46.479		
2	2:07.487	33.557	137	1:01.538	140	32.392	171		7	5:39.416	4:11.313	125	54.276	132	33.827	171	
3	1:42.564	27.826	176	45.000	161	29.738	177		8	1:51.068	28.182	188	48.699	141	34.187	169	
4	1:39.716	25.944	190	43.312	163	30.460	180		9	2:05.015	28.157	187	49.404	130	47.454		
5	1:43.446	25.679	192	46.717	150	31.050	179										
8 Roy Nissany, ISR/ ,									theoretical besttime: 1:38.009								
1	2:39.652	1:00.714	121	58.431	114	40.507	147		6	3:49.196	2:18.320	169	54.307	109	36.569	152	
2	2:03.463	32.454	141	55.455	126	35.554	173		7	2:00.173	30.179	167	53.957	114	36.037	166	
3	1:44.032	27.844	181	46.254	143	29.934	180		8	1:52.016	28.308	187	49.992	117	33.716	177	
4	1:38.177	25.888	193	43.220	160	29.069	180		9	1:49.558	28.535	191	48.608	121	32.415	178	
5	1:45.985	25.720	194	43.847	149	36.418			10	1:56.927	28.377	191	48.531	123	40.019		
9 Florian Herzog, GER/ ,									theoretical besttime: 1:36.928								
1	2:26.877	58.152	114	53.661	147	35.064	159		6	1:37.785	25.822	195	42.866	167	29.097	181	
2	1:49.157	28.600	186	48.297	117	32.260	170		7	1:37.504	25.600	195	42.992	165	28.912	181	
3	1:39.210	26.014	192	43.649	167	29.547	178		8	1:36.928	25.558	195	42.589	168	28.781	181	
4	1:38.440	26.041	194	43.147	166	29.252	179		9	2:00.405	26.651	133	51.559	124	42.195		
5	1:39.047	25.726	195	43.836	161	29.485	179										
10 Luca Caspari, GER/ ,									theoretical besttime: 1:37.842								
1	2:55.529	1:25.464	100	54.637	123	35.428	146		6	1:38.625	25.866	193	43.440	167	29.319	179	
2	1:54.839	32.010	160	49.262	143	33.567	155		7	1:45.654	28.088	153	47.692	145	29.874	178	
3	1:49.030	29.263	177	48.870	146	30.897	175		8	1:38.087	26.111	192	42.754	168	29.222	179	
4	1:44.148	27.492	178	46.816	153	29.840	177		9	1:55.110	25.889	193	48.220	132	41.001		
5	1:38.198	25.935	193	42.973	169	29.290	179										



ADAC Formel

Lap analysis Zeittraining



Provisional

Reg. Nr.: OSK CR 12/2012

Saturday 11.8.2012 09:45

**ADAC Masters
Weekend**

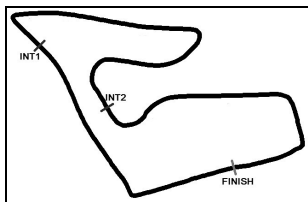
Red Bull Ring, Length: 4326 m

Air temperature: 14.4°C

Track temperature: 16.8°C

Weather condition: Wet

Lap	Time	SE1	SP1	SE2	SP2	SE3	SP3	TSP	Lap	Time	SE1	SP1	SE2	SP2	SE3	SP3	TSP
11 Hendrik Grapp, GER/ ,									theoretical besttime: 1:37.563								
1	2:39.578	1:01.569	127	57.980	121	40.029	170		5	1:37.672	25.492	196	42.739	158	29.441	180	
2	1:46.626	29.208	162	46.864	152	30.554	171		6	1:41.658	25.737	194	44.649	142	31.272	178	
3	1:53.625	25.935	195	57.119	149	30.571	178		7	2:03.579	25.807	179	51.153	116	46.619		
4	1:37.948	25.673	195	42.943	161	29.332	181										
12 Jason Kremer, GER/ ,									theoretical besttime: 1:37.116								
1	2:51.619	1:18.706	128	57.412	122	35.501	153		6	1:37.646	25.610	196	43.105	165	28.931	180	
2	1:55.756	30.794	159	50.498	133	34.464	151		7	1:37.331	25.500	194	42.685	163	29.146	180	
3	1:48.870	29.028	173	45.946	138	33.896	167		8	1:38.867	25.649	192	44.192	157	29.026	181	
4	1:42.223	28.189	176	44.154	157	29.880	179		9	1:43.445	25.564	195	47.179	150	30.702	181	
5	1:37.698	25.833	194	42.908	163	28.957	181		10	2:06.333	25.599	181	53.091	118	47.643		
14 Gustav Malja, SWE/ ,									theoretical besttime: 1:37.014								
1	2:16.234	44.798	145	55.029	128	36.407	150		6	1:37.091	25.614	194	42.435	170	29.042	180	
2	1:55.399	31.310	149	51.440	141	32.649	172		7	1:56.533	25.537	195	50.194	129	40.802		
3	1:44.358	27.462	182	46.252	156	30.644	176		8	6:13.910	4:41.266	139	55.876	109	36.768	170	
4	1:38.444	26.047	190	43.101	166	29.296	178		9	2:08.978	29.129	161	53.755	114	46.094		
5	1:39.682	25.809	192	44.453	164	29.420	179										
15 Thomas Jäger, AUT/ ,									theoretical besttime: 1:38.271								
1	2:49.845	1:15.878	151	58.718	121	35.249	147		6	2:05.791	25.433	195	54.493	122	45.865		
2	1:56.266	30.535	153	50.814	139	34.917	155		7	4:22.195	2:58.637	167	50.050	137	33.508	173	
3	1:48.377	27.846	187	46.993	137	33.538	175		8	1:50.139	28.827	189	48.155	138	33.157	174	
4	1:42.484	26.591	190	44.797	157	31.096	177		9	1:49.087	28.022	191	47.527	148	33.538	172	
5	1:42.888	25.849	193	46.890	115	30.149	179		10	2:15.468	28.620	176	53.747	119	53.101		
17 Nicolas Pohler, GER/ ,									theoretical besttime: 1:38.847								
1	2:24.790	50.774	131	56.388	112	37.628	139		6	1:39.560	26.214	189	43.750	162	29.596	178	
2	1:56.929	32.421	149	50.494	131	34.014	149		7	1:39.195	26.116	189	43.742	163	29.337	178	
3	1:48.559	30.765	155	46.039	137	31.755	161		8	1:39.857	26.049	190	44.343	162	29.465	180	
4	1:40.533	26.068	191	44.650	155	29.815	177		9	1:53.785	25.772	193	47.884	138	40.129		
5	1:39.607	26.202	189	43.738	161	29.667	176										
19 Sebastian Balthasar, GER/ ,									theoretical besttime: 1:38.290								
1	2:22.680	53.220	139	53.929	125	35.531	167		6	1:41.962	25.657	193	47.072	165	29.233	179	
2	1:55.740	29.775	159	50.731	118	35.234	169		7	1:38.517	25.691	193	43.400	165	29.426	178	
3	1:48.418	27.539	182	47.554	149	33.325	173		8	1:48.321	25.755	193	49.633	137	32.933	172	
4	1:42.250	26.934	185	44.889	142	30.427	175		9	1:59.805	27.478	176	48.668	134	43.659		
5	1:45.908	26.367	189	48.234	130	31.307	178										
20 Felix Wieland, GER/ ,									theoretical besttime: 1:38.112								
1	2:23.155	54.277	147	53.851	125	35.027	166		6	1:38.404	25.906	193	43.255	160	29.243	179	
2	1:53.555	30.220	155	50.140	118	33.195	173		7	1:38.249	25.614	193	43.342	163	29.293	179	
3	1:42.543	26.808	191	45.525	147	30.210	178		8	1:38.361	25.781	192	43.291	165	29.289	179	
4	1:40.466	26.035	193	44.020	162	30.411	178		9	2:07.415	25.735	181	57.648	109	44.032		
5	1:38.320	25.775	194	43.265	161	29.280	179										
21 Alessio Picariello, BEL/ ,									theoretical besttime: 1:36.931								
1	2:16.776	48.156	152	52.319	122	36.301	148		5	1:37.793	25.661	195	42.930	172	29.202	179	
2	1:55.428	31.339	145	51.382	141	32.707	173		6	1:37.203	25.779	190	42.534	172	28.890	179	
3	1:44.165	27.370	174	46.307	157	30.488	179		7	1:37.120	25.850	191	42.520	173	28.750	180	
4	1:40.474	26.176	176	44.224	166	30.074	179		8	1:59.855	25.733	191	50.809	130	43.313		



ADAC Formel

Lap analysis Zeittraining



Provisional

Reg. Nr.: OSK CR 12/2012

Saturday 11.8.2012 09:45

**ADAC Masters
Weekend**

Red Bull Ring, Length: 4326 m

Air temperature: 14.4°C

Track temperature: 16.8°C

Weather condition: Wet

Lap	Time	SE1	SP1	SE2	SP2	SE3	SP3	TSP	Lap	Time	SE1	SP1	SE2	SP2	SE3	SP3	TSP
23	Nicolas Beer, DEN/ ,								theoretical besttime: 1:38.311								
1	2:23.888	56.103	139	52.689	140	35.096	153		6	1:38.428	26.066	189	43.236	160	29.126	178	
2	1:53.114	30.069	146	50.012	120	33.033	175		7	1:38.565	25.949	189	43.304	164	29.312	177	
3	1:44.097	26.696	189	45.748	158	31.653	176		8	1:47.827	25.976	189	43.348	164	38.503		
4	1:40.419	26.203	190	44.117	163	30.099	172		9	2:53.464	1:25.947	180	51.265	123	36.252	168	
5	1:38.743	26.030	190	43.329	160	29.384	177		10	2:11.579	29.676	140	53.028	125	48.875		