

ADAC GT Masters

Results Zeittraining 1



Provisional

Reg. Nr.: OSK CR 12/2012

**ADAC Masters
Weekend**

Red Bull Ring, Length: 4326 m

Air temperature: 20.7°C

Track temperature: 24.8°C

Weather condition: Dry

Friday 10.8.2012 16:25

started : 39 classified : 39 not classified : 0

	Drivers	Team	Car	Lap	Best Time	Gap	Diff	Kph	Day Time
1	6 M.Farnbacher/N.Kentenich	Farnbacher ESET Racing(GER)	Porsche 911 GT3 R	8	1:30.867			171.4	17:22:39
2	29 R.Renauer/N.Armino	FROGREEN CO2 neutral(GER)	Porsche 911 GT3 R	8	1:31.097	0.230	0.230	171.0	17:23:24
3	36 C.Engelhart/N.Tandy	Team Geyer&Weinig EDV Schütz M	Porsche 911 GT3 R	10	1:31.160	0.293	0.063	170.8	17:25:44
4	28 D.Alessi/D.Keilwitz	Callaway Competition(GER)	Corvette Z06.R GT3	13	1:31.190	0.323	0.030	170.8	17:22:54
5	27 A.Wirth/H.Frentzen	Callaway Competition(GER)	Corvette Z06.R GT3	7	1:31.758	0.891	0.568	169.7	17:23:23
6	4 F.Stoll/D.Dobitsch	kfzteile24 MS RACING Team(GER)	Mercedes Benz AMG SLS GT3	9	1:31.902	1.035	0.144	169.5	17:22:56
7	37 S.Bert/C.Brück	Gemballa Racing(GER)	McLaren MP4-12C GT3	9	1:31.943	1.076	0.041	169.4	17:23:12
8	15 S.Dolenc(*A*)/M.Ragginger	FACH AUTO TECH(SUI)	Porsche 911 GT3 R	8	1:31.970	1.103	0.027	169.3	17:25:03
9	1 D.Lunardi/M.Martin	ALPINA(GER)	BMW Alpina B6 GT3	11	1:32.243	1.376	0.273	168.8	17:22:13
10	8 D.Baumann/H.Proczyk	Heico Motorsport(GER)	Mercedes Benz AMG SLS GT3	12	1:32.300	1.433	0.057	168.7	17:24:03
11	40 R.Rast/C.Mamerow	MAMEROW Racing(GER)	AUDI R8 LMS ultra	8	1:32.306	1.439	0.006	168.7	17:21:05
12	5 S.Asch/M.Götz	kfzteile24 MS RACING Team(GER)	Mercedes Benz AMG SLS GT3	3	1:32.337	1.470	0.031	168.7	17:12:10
13	20 C.Hürtgen/D.Schwager	Schubert Motorsport(GER)	BMW Z4 GT3	11	1:32.365	1.498	0.028	168.6	17:24:53
14	7 C.Frankenhout/K.Heyer	Heico Motorsport(GER)	Mercedes Benz AMG SLS GT3	9	1:32.388	1.521	0.023	168.6	17:17:11
15	10 L.Arnold/A.Margaritis	Schöner Wohnen Polarweiss Team	Mercedes Benz AMG SLS GT3	4	1:32.408	1.541	0.020	168.5	17:16:22
16	26 R.Bourdeaux(*A*)/A.Renauer	Team GT 3 Kasko(GER)	Porsche 911 GT3 R	10	1:32.437	1.570	0.029	168.5	17:14:11
17	23 M.Öhlin/F.Lestrup	WestCoastRacing(SWE)	BMW Z4 GT3	12	1:32.462	1.595	0.025	168.4	17:23:54
18	38 J.Krohn/N.Verdonck	Lambda Performance(GER)	Ford GT GT3	4	1:32.547	1.680	0.085	168.3	17:23:27
19	32 F.Stuck/J.Stuck	Young Driver AMR(GER)	Aston Martin V12 Vantage GT3	10	1:32.595	1.728	0.048	168.2	17:10:05
20	24 M.Hayek(*A*)/P.Kox	InterNetX - Reiter Engineering(GER)	Lamborghini Gallardo LP600+	11	1:32.612	1.745	0.017	168.2	17:22:45
21	33 K.Poulsen(*A*)/C.Nygaard	Young Driver AMR(GER)	Aston Martin V12 Vantage GT3	9	1:32.728	1.861	0.116	167.9	17:21:34
22	9 A.Simonsen/M.Buhk	HEICO Junior Team(GER)	Mercedes Benz AMG SLS GT3	10	1:32.745	1.878	0.017	167.9	17:26:47
23	2 J.Leidinger/F.Spengler	Liqui Moly Team Engstler(GER)	BMW Alpina B6 GT3	12	1:32.862	1.995	0.117	167.7	17:23:02
24	16 A.Gugger(*A*)/O.Klohs(*A*)	FACH AUTO TECH(SUI)	Porsche 911 GT3 R	7	1:32.942	2.075	0.080	167.6	17:11:34
25	17 R.Lips(*A*)/M.Dablander	Callaway Competition(GER)	Corvette Z06.R GT3	9	1:32.986	2.119	0.044	167.5	17:08:56
26	18 T.Seiler(*A*)/F.Kechele	Callaway Competition(GER)	Corvette Z06.R GT3	7	1:33.107	2.240	0.121	167.3	17:23:34
27	3 A.von Thum und Taxis/S.Rosina	InterNetX - Reiter Engineering(GER)	Lamborghini Gallardo LP600+	10	1:33.114	2.247	0.007	167.3	17:18:38
28	25 G.Engelhardt(*A*)/M.Seefried	Team GT 3 Kasko(GER)	Porsche 911 GT3 R	4	1:33.122	2.255	0.008	167.2	16:32:05
29	43 G.Grasser/A.Piccini	GRT Grasser Racing Team(AUT)	Lamborghini Gallardo LP600+	13	1:33.165	2.298	0.043	167.2	17:22:33
30	11 P.Ebner(*A*)/R.Bader	Team rhino's Leipert Motorsport(GE)	Lamborghini Gallardo LP600+	6	1:33.193	2.326	0.028	167.1	17:13:00
31	14 C.Ott/P.Eng	MRS GT-Racing(GER)	McLaren MP4-12C GT3	9	1:33.210	2.343	0.017	167.1	17:09:59
32	50 R.Asch/O.Gavin	Mühlner Motorsport	Chevrolet Camaro GT3	11	1:33.220	2.353	0.010	167.1	17:18:52
33	21 E.Sandström/C.Mies	Prosperia uhc speed(GER)	AUDI R8 LMS ultra	8	1:33.252	2.385	0.032	167.0	17:07:08
34	30 W.Hageleit(*A*)/S.Heyrowski(*A*)	FROGREEN CO2 neutral(GER)	Porsche 911 GT3 R	11	1:33.308	2.441	0.056	166.9	17:06:08
35	34 P.Geipel/M.Sandritter	YACO Racing powered by Jochen S	Chevrolet Camaro GT3	7	1:33.409	2.542	0.101	166.7	17:16:04
36	44 J.Stovicek(*A*)/E.Janis	HEICO-GRAVITY CHAROUZ TEAM	Mercedes Benz AMG SLS GT3	13	1:33.752	2.885	0.343	166.1	17:18:02
37	22 C.Tilke(*A*)/C.Abt	Prosperia uhc speed(GER)	AUDI R8 LMS ultra	5	1:34.997	4.130	1.245	163.9	17:01:56
38	12 O.Petrishin(*A*)/K.Baier(*A*)	Team rhino's Leipert Motorsport(GE)	Lamborghini Gallardo LP600+	10	1:36.597	5.730	1.600	161.2	17:19:58
39	35 A.Winter(*A*)/C.Geipel	YACO Racing powered by Jochen S	Chevrolet Camaro GT3	2	1:38.961	8.094	2.364	157.4	16:33:02

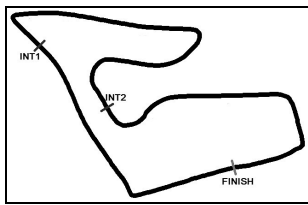
Cancelation relevant lap times for leaving the track for car numbers 27, 33, 1, 35, 7, 21, 25, 2, 14, 50, 12, 2, 21, 37, 9, 40, 20.

Subject to final scrutineering!

Publications Time:

Race Director:

Time Keeping:



ADAC GT Masters

Lap analysis Zeittraining 1



Provisional

Reg. Nr.: OSK CR 12/2012

Friday 10.8.2012 16:25

**ADAC Masters
Weekend**

Red Bull Ring, Length: 4326 m

Air temperature: 20.7°C

Track temperature: 24.8°C

Weather condition: Dry

Lap	Time	SE1	SP1	SE2	SP2	SE3	SP3	Lap	Time	SE1	SP1	SE2	SP2	SE3	SP3
1 Dino Lunardi, FRA/ Maxime Martin, BEL								theoretical besttime: 1:32.079							
1	2:31.568	1:07.453	151	51.816	120	32.299	203	7	1:33.447	23.295	236	40.552	167	29.600	202
2	1:43.238	27.820	214	45.342	130	30.076	204	8	1:39.472	23.108	237	40.476	158	35.888	
3	1:37.539	23.224	236	41.244	136	33.071	204	9	18:52.657	17:42.533	232	41.076	163	29.048	204
4	1:32.986	23.144	236	40.750	162	29.092	204	10	1:32.444	23.103	237	40.359	165	28.982	204
5	2:02.356	22.983	237	43.168	100	56.205		11	1:32.243	22.876	238	40.420	165	28.947	204
6	21:03.206	19:49.841	222	43.338	144	30.027	200	12	1:57.022	26.707	168	46.057	134	44.258	

2 Johannes Leidinger, GER/ Florian Spengler, GER								theoretical besttime: 1:32.297							
1	31:54.747	30:37.588	196	45.743	138	31.416	196	8	1:33.114	22.999	237	40.461	159	29.654	198
2	1:34.799	23.794	232	41.601	149	29.404	202	9	1:41.133	23.284	236	40.886	156	36.963	
3	1:33.312	23.179	236	41.040	160	29.093	203	10	3:41.216	2:25.906	208	44.731	145	30.579	192
4	1:34.126	23.183	236	40.878	162	30.065	188	11	1:37.543	26.034	219	41.432	160	30.077	206
5	1:44.134	24.226	225	41.514	154	38.394		12	1:32.862	22.961	238	41.026	155	28.875	206
6	6:27.544	5:09.276	207	49.098	152	29.170	205	13	1:45.733	25.399	174	43.958	162	36.376	
7	1:33.836	23.195	235	40.870	165	29.771	204								

3 Albert von Thurn und Taxis, GER/ Stefan Rosina, SVK								theoretical besttime: 1:32.936							
1	35:47.923	34:17.237	125	54.470	120	36.216	186	7	1:38.188	23.207	234	40.947	168	34.034	202
2	1:56.339	25.636	203	50.300	137	40.403		8	1:33.337	23.249	234	40.783	169	29.305	202
3	4:47.983	3:27.667	187	48.131	151	32.185	200	9	1:34.683	23.200	233	41.494	153	29.989	203
4	1:39.622	24.644	230	42.275	158	32.703	202	10	1:33.114	23.146	234	40.527	169	29.441	202
5	1:33.634	23.411	233	40.819	165	29.404	201	11	1:34.426	23.104	234	40.680	168	30.642	202
6	1:33.396	23.242	233	40.824	157	29.330	201	12	1:40.124	23.898	224	41.595	156	34.631	

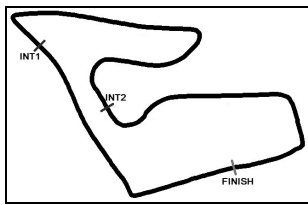
4 Florian Stoll, GER/ Daniel Dobitsch, AUT								theoretical besttime: 1:31.681							
1	42:13.611	40:48.811	197	46.702	137	38.098	181	7	1:32.297	23.116	237	40.479	161	28.702	204
2	1:36.889	24.508	234	42.672	138	29.709	204	8	1:32.195	23.191	238	40.256	163	28.748	203
3	1:32.635	23.223	237	40.650	161	28.762	203	9	1:31.902	23.139	237	40.259	162	28.504	204
4	1:32.115	23.031	237	40.413	165	28.671	204	10	1:32.023	22.983	238	40.274	163	28.766	203
5	1:51.011	23.060	209	45.997	132	41.954		11	1:32.017	23.170	236	40.194	164	28.653	202
6	4:34.003	3:22.712	232	41.687	147	29.604	202	12	1:55.312	27.329	159	46.581	125	41.402	

5 Sebastian Asch, GER/ Maximilian Götz, GER								theoretical besttime: 1:32.089							
1	44:04.973	42:50.601	168	44.787	148	29.585	200	7	1:32.569	23.091	237	40.665	158	28.813	205
2	1:33.203	23.461	235	40.770	157	28.972	203	8	1:35.762	25.080	215	41.351	148	29.331	203
3	1:32.337	23.137	237	40.387	166	28.813	202	9	1:40.420	23.237	236	47.286	123	29.897	204
4	1:38.471	23.118	237	40.655	153	34.698		10	1:32.624	23.078	237	40.859	161	28.687	204
5	5:01.610	3:50.837	230	41.632	156	29.141	203	11	1:50.915	24.546	190	47.144	133	39.225	
6	1:32.369	23.191	236	40.554	164	28.624	204								

6 Mario Farnbacher, GER/ Niclas Kentenich, GER								theoretical besttime: 1:30.840							
1	5:58.240	4:25.526	144	55.255	112	37.459	182	6	1:32.236	22.605	242	40.204	153	29.427	207
2	1:38.442	27.550	220	41.921	149	28.971	211	7	1:31.048	22.518	243	39.960	155	28.570	209
3	1:32.050	22.491	242	40.543	149	29.016	212	8	1:30.867	22.518	245	39.804	150	28.545	210
4	2:01.939	22.596	243	49.174	109	50.169		9	1:39.191	22.598	221	42.198	154	34.395	
5	41:55.005	40:37.704	161	48.102	153	29.199	209								

7 Christiaan Frankenhou, NED/ Kenneth Heyer, GER								theoretical besttime: 1:32.167							
1	8:07.980	6:54.769	207	43.541	143	29.670	202	6	1:32.738	23.120	234	40.348	160	29.270	203
2	1:40.792	23.214	232	41.931	117	35.647	178	7	1:39.570	24.346	187	45.027	145	30.197	202
3	2:36.832	33.920	126	58.170	113	1:04.742		8	1:32.513	23.189	235	40.482	154	28.842	203
4	31:55.889	30:39.907	157	45.917	136	30.065	202	9	1:32.388	23.007	235	40.569	159	28.812	204
5	1:32.775	23.216	233	40.595	160	28.964	201	10	1:42.999	24.466	179	43.510	147	35.023	

8 Dominik Baumann, AUT/ Harald Proczyk, AUT								theoretical besttime: 1:31.907							
1	8:24.175	7:02.124	148	50.594	132	31.457	196	8	1:34.062	23.145	235	40.380	158	30.537	199
2	1:39.236	24.141	230	41.909	145	33.186	132	9	1:48.382	23.781	201	55.807	150	28.794	202
3	2:29.016	33.460	134	58.458	115	57.098		10	1:38.608	23.089	235	44.744	124	30.775	204
4	33:46.510	32:29.881	190	46.916	140	29.713	201	11	1:33.059	23.155	234	40.578	153	29.326	203
5	1:33.085	23.488	233	40.765	153	28.832	202	12	1:32.300	23.242	234	40.511	153	28.547	204



ADAC GT Masters

Lap analysis Zeittraining 1



Provisional

Reg. Nr.: OSK CR 12/2012

Friday 10.8.2012 16:25

**ADAC Masters
Weekend**

Red Bull Ring, Length: 4326 m

Air temperature: 20.7°C

Track temperature: 24.8°C

Weather condition: Dry

Lap	Time	SE1	SP1	SE2	SP2	SE3	SP3	Lap	Time	SE1	SP1	SE2	SP2	SE3	SP3
6	1:32.450	23.226	234	40.469	157	28.755	202	13	1:43.704	23.028	235	40.332	154	40.344	
7	1:32.435	23.089	234	40.630	155	28.716	203								

9 Andreas Simonsen, SWE/ Maximilian Buhk, GER

theoretical besttime: 1:32.745

1	44:35.390	43:13.765	216	49.655	118	31.970	201	7	1:33.011	23.350	236	40.818	154	28.843	203
2	1:33.880	23.679	232	41.147	154	29.054	203	8	1:34.627	23.383	235	41.800	142	29.444	203
3	1:33.088	23.475	234	40.736	152	28.877	203	9	1:33.275	23.467	235	40.872	149	28.936	204
4	1:38.579	23.394	234	40.980	150	34.205		10	1:32.745	23.299	236	40.729	152	28.717	204
5	3:05.585	1:54.603	231	41.861	154	29.121	205	11	1:46.661	23.888	224	43.930	140	38.843	
6	1:33.187	23.398	235	40.921	152	28.868	205								

10 Lance David Arnold, GER/ Alexandros Margaritis, GRE

theoretical besttime: 1:32.382

1	46:43.329	45:22.242	76	48.494	124	32.593	199	6	1:34.168	23.225	234	40.513	153	30.430	204
2	1:34.218	23.727	231	41.503	150	28.988	201	7	1:32.730	23.198	234	40.685	152	28.847	203
3	1:33.057	23.271	233	40.799	155	28.987	202	8	1:40.059	23.268	234	40.721	150	36.070	203
4	1:32.408	23.224	234	40.387	160	28.797	202	9	1:42.224	23.212	234	40.602	161	38.410	
5	1:32.569	23.205	234	40.420	154	28.944	201								

11 Peter Ebner, AUT/ Raffael Bader, SUI

theoretical besttime: 1:33.055

1	10:51.337	9:05.307	172	53.756	106	52.274		7	1:33.431	23.303	231	40.907	153	29.221	203
2	30:50.685	29:33.080	197	45.809	131	31.796	199	8	1:33.273	23.248	231	40.944	156	29.081	203
3	1:37.010	23.989	224	43.312	143	29.709	202	9	1:34.725	23.225	232	41.025	156	30.475	201
4	1:34.183	23.470	230	41.292	149	29.421	202	10	1:33.849	23.268	232	41.347	156	29.234	203
5	1:33.800	23.240	231	41.241	146	29.319	202	11	1:47.541	23.273	230	46.050	137	38.218	
6	1:33.193	23.258	231	40.749	152	29.186	202								

12 Oleg Petrishin, RUS/ Korbinian Baier, GER

theoretical besttime: 1:36.499

1	11:53.652	9:38.603	155	1:07.627	84	1:07.422		7	1:37.458	24.262	227	42.520	148	30.676	198
2	23:38.033	22:14.994	158	49.053	130	33.986	191	8	1:37.105	24.067	225	42.485	152	30.553	198
3	1:41.117	25.374	224	43.837	128	31.906	195	9	1:39.494	24.169	228	43.659	138	31.666	199
4	1:38.888	24.467	222	42.643	147	31.778	198	10	1:36.597	24.120	228	42.168	155	30.309	198
5	1:49.911	24.661	226	44.139	145	41.111		11	1:50.398	24.022	228	43.805	132	42.571	
6	4:29.918	3:15.590	211	43.328	146	31.000	197								

14 Christian Ott, GER/ Philipp Eng, AUT

theoretical besttime: 1:33.098

1	12:19.031	10:05.427	89	1:07.870	75	1:05.734		6	1:33.694	23.422	236	40.926	154	29.346	203
2	20:10.168	18:55.693	190	43.851	132	30.624	202	7	1:33.322	23.230	238	40.866	152	29.226	205
3	1:34.533	23.932	235	41.186	152	29.415	203	8	1:33.627	23.241	238	41.012	156	29.374	205
4	1:33.968	23.416	236	41.165	154	29.387	204	9	1:33.210	23.006	238	40.936	150	29.268	205
5	1:33.867	23.346	238	41.004	148	29.517	203	10	1:39.948	23.200	238	41.298	148	35.450	

15 Swen Dolenc, GER/ Martin Ragginger, AUT

theoretical besttime: 1:31.685

1	48:52.692	47:15.942	116	59.988	130	36.762	201	6	1:46.728	24.200	164	51.959	130	30.569	207
2	1:43.194	25.620	188	48.133	153	29.441	207	7	1:32.140	22.813	240	40.484	158	28.843	207
3	1:32.419	22.863	239	40.518	155	29.038	205	8	1:31.970	22.868	243	40.035	160	29.067	198
4	1:32.229	22.844	240	40.295	162	29.090	207	9	1:50.945	25.938	188	44.663	150	40.344	
5	1:32.253	22.807	241	40.474	164	28.972	209								

16 Andrina Gugger, SUI/ Otto Klohs, GER

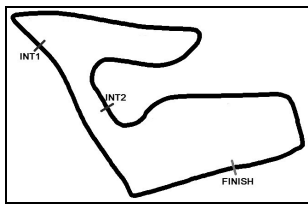
theoretical besttime: 1:32.768

1	37:08.915	35:48.173	183	48.667	140	32.075	204	5	1:32.958	22.984	238	40.787	155	29.187	206
2	1:37.862	23.695	211	42.818	147	31.349	206	6	1:33.535	22.932	239	41.077	164	29.526	206
3	1:34.733	23.272	220	42.013	151	29.448	206	7	1:32.942	22.794	241	40.859	154	29.289	206
4	1:33.223	22.878	239	40.961	159	29.384	205	8	1:39.509	22.877	238	41.532	146	35.100	

17 Remo Lips, SUI/ Mario Dablander, AUT

theoretical besttime: 1:32.940

1	2:38.734	1:14.158	178	49.910	129	34.666	202	7	29:47.101	28:15.709	140	59.164	138	32.228	203
2	1:43.884	28.256	177	45.674	144	29.954	205	8	1:33.691	23.385	238	41.227	152	29.079	206
3	1:33.715	23.176	237	41.319	154	29.220	205	9	1:32.986	23.032	239	40.905	153	29.049	205
4	1:33.815	23.414	236	41.120	162	29.281	206	10	1:33.795	23.170	238	41.044	157	29.581	206
5	1:33.642	23.201	237	41.222	151	29.219	207	11	1:33.128	23.109	237	40.859	155	29.160	207
6	1:58.893	23.119	238	44.728	127	51.046		12	1:51.568	25.967	172	48.259	135	37.342	



ADAC GT Masters

Lap analysis Zeittraining 1



Provisional

Reg. Nr.: OSK CR 12/2012

Friday 10.8.2012 16:25

**ADAC Masters
Weekend**

Red Bull Ring, Length: 4326 m

Air temperature: 20.7°C

Track temperature: 24.8°C

Weather condition: Dry

Lap	Time	SE1	SP1	SE2	SP2	SE3	SP3	Lap	Time	SE1	SP1	SE2	SP2	SE3	SP3
-----	------	-----	-----	-----	-----	-----	-----	-----	------	-----	-----	-----	-----	-----	-----

18 Toni Seiler, SUI/ Frank Kechele, GER								theoretical besttime: 1:33.003							
1	48:42.089	47:16.727	172	50.202	124	35.160	201	6	1:33.485	23.220	237	41.015	162	29.250	204
2	1:35.482	23.810	236	41.955	157	29.717	203	7	1:33.107	23.140	239	40.838	162	29.129	205
3	1:33.577	23.234	238	41.202	163	29.141	204	8	1:33.135	23.231	238	40.879	162	29.025	205
4	1:46.252	23.179	238	41.026	162	42.047	155	9	2:00.171	25.315	160	50.286	125	44.570	
5	1:51.016	30.050	161	49.373	125	31.593	205								

20 Claudia Hürtgen, GER/ Dominik Schwager, GER								theoretical besttime: 1:32.078							
1	3:34.776	2:16.259	141	48.133	134	30.384	201	7	41:13.294	39:55.368	207	48.457	143	29.469	203
2	1:35.573	23.535	232	41.635	131	30.403	204	8	1:32.962	23.218	235	41.030	157	28.714	204
3	1:33.021	23.251	232	40.995	153	28.775	204	9	1:32.549	23.012	237	40.855	165	28.682	205
4	1:32.555	23.142	235	40.709	165	28.704	204	10	1:32.530	23.120	236	40.384	156	29.026	205
5	1:37.812	23.014	235	40.947	149	33.851	139	11	1:32.365	23.196	235	40.426	163	28.743	204
6	2:36.581	31.880	145	57.384	111	1:07.317		12	1:57.617	26.516	176	50.309	136	40.792	

21 Edward Sandström, SWE/ Christopher Mies, GER								theoretical besttime: 1:33.112							
1	2:16.866	50.237	165	48.370	144	38.259		6	28:00.421	26:34.837	213	46.855	149	38.729	198
2	1:56.907	39.670	176	45.161	147	32.076	200	7	1:37.817	23.734	229	43.424	124	30.659	201
3	1:35.236	23.663	229	41.330	159	30.243	201	8	1:33.252	23.360	231	40.678	160	29.214	201
4	1:33.682	23.634	230	40.943	163	29.105	202	9	1:33.768	23.895	230	40.799	160	29.074	201
5	2:00.657	23.415	232	43.258	107	53.984		10	1:41.132	23.587	230	40.842	165	36.703	

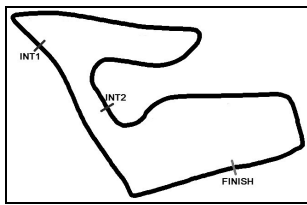
22 Carsten Tilke, GER/ Christian Abt, GER								theoretical besttime: 1:34.556							
1	12:01.262	9:49.436	120	1:08.732	97	1:03.094		6	1:35.001	23.553	230	41.975	163	29.473	198
2	20:07.454	18:42.900	153	50.038	132	34.516	196	7	1:43.895	24.142	228	41.737	157	38.016	
3	1:37.008	23.980	230	42.871	144	30.157	199	8	10:38.481	9:25.892	213	42.550	149	30.039	199
4	1:35.542	23.884	231	42.090	152	29.568	199	9	2:41.645	23.776	230	41.543	155	1:36.326	
5	1:34.997	23.899	230	41.638	159	29.460	199	10	5:00.172	3:31.790	202	45.116	142	43.266	

23 Martin Öhlin, SWE/ Fredrik Lestrup, SWE								theoretical besttime: 1:32.462							
1	3:31.572	2:12.582	135	48.518	135	30.472	199	8	1:49.938	38.304	228	42.012	160	29.622	202
2	1:35.392	24.086	227	42.088	151	29.218	201	9	1:33.969	23.489	232	41.596	161	28.884	203
3	1:33.704	23.600	229	41.251	155	28.853	200	10	1:32.873	23.404	233	40.831	160	28.638	200
4	1:34.050	23.421	231	41.617	165	29.012	203	11	1:32.707	23.375	232	40.677	163	28.655	203
5	1:36.278	23.306	231	41.333	160	31.639	161	12	1:32.462	23.304	233	40.615	160	28.543	203
6	2:36.511	32.262	127	58.610	103	1:05.639		13	1:50.258	23.403	199	44.291	131	42.564	
7	38:24.961	37:00.606	133	48.336	143	36.019									

24 Marc Hayek, SUI/ Peter Kox, NED								theoretical besttime: 1:32.609							
1	2:04.693	43.072	172	49.653	120	31.968	199	7	41:18.508	40:03.563	199	43.663	137	31.282	201
2	1:41.798	25.869	224	45.658	144	30.271	201	8	1:33.867	23.692	231	40.831	159	29.344	202
3	1:34.338	23.685	230	41.091	156	29.562	201	9	1:33.191	23.382	233	40.741	155	29.068	203
4	1:34.120	23.648	230	40.920	157	29.552	202	10	1:32.948	23.330	233	40.566	157	29.052	202
5	1:33.747	23.583	230	40.799	162	29.365	201	11	1:32.612	23.333	232	40.461	159	28.818	204
6	1:46.105	23.456	231	41.042	154	41.607		12	1:42.444	24.047	188	42.560	150	35.837	

25 Georg Engelhardt, GER/ Marco Seefried, GER								theoretical besttime: 1:33.033							
1	2:21.322	48.300	132	56.776	121	36.246	203	7	28:58.017	27:43.858	206	43.807	137	30.352	207
2	1:36.395	23.716	228	43.431	143	29.248	208	8	1:34.489	23.645	237	41.471	145	29.373	207
3	1:34.378	23.325	238	41.694	153	29.359	204	9	1:33.555	23.424	237	41.013	153	29.118	209
4	1:33.122	22.943	240	41.081	147	29.098	209	10	1:34.409	23.467	239	41.202	149	29.740	206
5	1:33.550	22.922	238	41.014	151	29.614	207	11	1:46.635	23.395	241	43.431	133	39.809	
6	1:47.735	23.014	238	41.258	148	43.463									

26 Rene Bourdeaux, GER/ Alfred Renauer, GER								theoretical besttime: 1:32.252							
1	6:11.626	4:43.395	84	57.135	135	31.096	205	7	1:32.968	23.003	241	40.609	162	29.356	205
2	1:34.966	23.804	229	41.735	146	29.427	206	8	1:44.296	22.924	230	51.647	116	29.725	206
3	1:33.206	23.107	239	40.937	150	29.162	208	9	1:32.541	23.087	241	40.449	154	29.005	207
4	2:36.373	23.117	237	1:04.657	99	1:08.599		10	1:32.437	22.798	242	40.454	149	29.185	207
5	29:19.882	28:06.692	172	42.838	135	30.352	207	11	1:39.600	22.869	238	40.967	150	35.764	



ADAC GT Masters

Lap analysis Zeittraining 1



Provisional

Reg. Nr.: OSK CR 12/2012

Friday 10.8.2012 16:25

**ADAC Masters
Weekend**

Red Bull Ring, Length: 4326 m

Air temperature: 20.7°C

Track temperature: 24.8°C

Weather condition: Dry

Lap	Time	SE1	SP1	SE2	SP2	SE3	SP3	Lap	Time	SE1	SP1	SE2	SP2	SE3	SP3
6	1:33.047	23.115	239	40.663	152	29.269	206								

27 Andreas Wirth, GER/ Heinz-Harald Frentzen, GER theoretical besttime: 1:31.543

1	2:22.183	52.028	161	56.389	134	33.766	201	6	46:12.320	44:59.577	225	43.559	148	29.184	205
2	1:38.042	24.324	213	44.059	137	29.659	207	7	1:31.758	22.835	239	40.397	156	28.526	208
3	1:34.646	23.041	235	40.980	146	30.625	208	8	1:32.680	22.782	239	40.487	150	29.411	206
4	1:32.164	22.757	241	40.286	163	29.121	208	9	1:31.979	22.731	239	40.706	165	28.542	206
5	2:00.041	23.081	214	45.066	132	51.894		10	1:52.419	27.891	154	47.468	152	37.060	

28 Diego Alessi, ITA/ Daniel Keilwitz, GER theoretical besttime: 1:31.135

1	2:26.401	55.723	151	54.172	109	36.506	203	8	1:32.236	23.146	238	40.430	158	28.660	206
2	1:39.987	23.589	237	41.880	156	34.518	205	9	1:31.766	22.793	241	40.173	161	28.800	205
3	1:33.489	23.044	239	41.383	156	29.062	207	10	1:39.835	22.804	241	40.207	165	36.824	
4	1:33.305	22.984	241	41.345	159	28.976	205	11	10:50.750	9:32.789	197	45.577	137	32.384	206
5	1:32.352	22.864	241	40.484	158	29.004	206	12	1:32.245	22.898	239	40.440	164	28.907	209
6	1:59.315	22.771	242	40.514	161	56.030		13	1:31.190	22.826	241	39.933	164	28.431	206
7	28:31.391	27:14.778	179	44.236	140	32.377	204	14	1:45.197	24.131	200	45.313	152	35.753	

29 Robert Renauer, GER/ Nicolas Armindo, FRA theoretical besttime: 1:31.097

1	35:54.752	34:38.822	178	45.798	146	30.132	206	6	11:23.896	10:12.256	228	42.409	152	29.231	207
2	1:33.929	23.495	232	41.429	151	29.005	207	7	1:34.082	22.793	242	40.305	158	30.984	208
3	1:31.769	22.765	243	40.374	158	28.630	208	8	1:31.097	22.632	243	39.919	161	28.546	209
4	1:31.590	22.823	243	39.978	166	28.789	208	9	1:40.111	22.790	242	40.388	152	36.933	
5	1:44.972	23.002	236	42.308	149	39.662									

30 Wolfgang Hageleit, GER/ Sven Heyrowski, GER theoretical besttime: 1:33.295

1	3:54.387	2:25.320	178	55.288	128	33.779	203	7	1:34.874	23.406	237	41.921	144	29.547	204
2	1:38.150	23.611	236	43.378	132	31.161	199	8	1:33.899	23.172	237	41.295	152	29.432	204
3	1:35.606	23.738	239	41.585	145	30.283	205	9	1:33.814	23.072	238	41.128	144	29.614	203
4	1:34.483	23.178	241	41.453	136	29.852	207	10	1:33.987	23.327	237	41.097	144	29.563	203
5	1:55.369	23.123	233	41.499	138	50.747		11	1:33.308	23.071	238	40.936	148	29.301	205
6	22:40.630	21:25.345	184	44.563	141	30.722	204	12	1:46.235	23.058	236	41.416	140	41.761	

32 Ferdinand Stuck, AUT/ Johannes Stuck, AUT theoretical besttime: 1:32.469

1	2:30.560	1:03.004	157	53.166	126	34.390	201	7	29:32.943	28:15.637	163	45.966	142	31.340	202
2	1:37.930	24.096	229	41.935	135	31.899	203	8	1:33.149	23.517	231	40.826	161	28.806	202
3	1:36.032	23.553	230	41.637	136	30.842	202	9	1:32.889	23.331	232	40.793	161	28.765	201
4	1:34.184	23.572	229	41.457	158	29.155	203	10	1:32.595	23.185	231	40.519	154	28.891	202
5	1:36.440	23.491	230	41.273	144	31.676	203	11	1:40.536	23.249	233	40.762	153	36.525	
6	1:59.427	23.425	231	43.475	115	52.527									

33 Kristian Poulsen, DEN/ Christoffer Nygaard, DEN theoretical besttime: 1:32.728

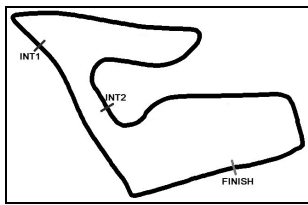
1	2:23.661	50.260	142	58.696	134	34.705	198	6	39:32.802	38:09.321	129	53.715	153	29.766	201
2	1:33.769	23.471	232	41.254	167	29.044	204	7	1:33.864	23.534	232	41.132	173	29.198	202
3	1:33.489	23.423	233	41.134	162	28.932	202	8	1:33.570	23.623	233	41.058	165	28.889	204
4	1:34.266	23.564	234	41.241	154	29.461	204	9	1:32.728	23.265	233	40.577	164	28.886	203
5	2:04.927	23.567	234	46.630	124	54.730		10	2:05.149	28.374	125	56.423	155	40.352	

34 Philip Geipel, GER/ Max Sandritter, GER theoretical besttime: 1:33.291

1	41:39.375	40:14.525	138	51.487	126	33.363	192	6	1:33.694	23.017	228	41.372	153	29.305	209
2	1:37.732	25.201	213	43.032	150	29.499	210	7	1:33.409	23.022	223	41.130	156	29.257	210
3	1:33.771	22.951	231	41.461	152	29.359	209	8	1:35.079	22.958	233	41.448	150	30.673	210
4	1:33.590	22.918	226	41.339	155	29.333	210	9	1:35.025	22.904	238	41.273	153	30.848	191
5	1:33.511	22.958	233	41.238	158	29.315	209	10	1:46.493	25.076	200	42.430	151	38.987	

35 Achim Winter, GER/ Charlie Geipel, GER theoretical besttime: 1:35.754

1	6:24.136	5:02.027	151	50.144	133	31.965	206	3		23.047	238	42.192	146		
2	1:38.961	23.853	224	44.593	134	30.515	209								



ADAC GT Masters

Lap analysis Zeittraining 1



Provisional

Reg. Nr.: OSK CR 12/2012

Friday 10.8.2012 16:25

**ADAC Masters
Weekend**

Red Bull Ring, Length: 4326 m

Air temperature: 20.7°C

Track temperature: 24.8°C

Weather condition: Dry

Lap	Time	SE1	SP1	SE2	SP2	SE3	SP3	Lap	Time	SE1	SP1	SE2	SP2	SE3	SP3
36 Christian Engelhart, GER/ Nick Tandy, GBR								theoretical besttime: 1:31.065							
1	43:43.116	42:20.404	166	46.086	143	36.626		7	1:53.185	22.754	241	42.619	143	47.812	
2	1:53.793	38.063	231	41.101	109	34.629	207	8	4:02.001	2:52.363	239	40.622	158	29.016	208
3	1:31.445	22.725	243	40.141	163	28.579	208	9	1:33.981	22.848	242	40.776	146	30.357	208
4	1:32.113	22.777	241	40.127	167	29.209	205	10	1:31.160	22.735	241	39.848	166	28.577	208
5	1:32.032	22.987	242	40.089	163	28.956	208	11	1:49.040	25.045	177	47.255	133	36.740	
6	1:31.621	22.807	242	40.322	162	28.492	207								

37 Sascha Bert, GER/ Christopher Brück, GER								theoretical besttime: 1:31.791							
1	36:41.114	35:19.609	119	49.711	138	31.794	201	7	8:58.413	7:47.792	227	41.542	162	29.079	205
2	1:35.810	23.889	211	42.512	163	29.409	203	8	1:32.138	22.979	237	40.384	165	28.775	205
3	1:33.250	23.353	234	40.833	159	29.064	201	9	1:31.943	23.018	236	40.310	165	28.615	207
4	1:32.422	23.089	236	40.594	165	28.739	206	10	1:31.969	23.157	237	40.206	164	28.606	207
5	1:32.200	23.018	237	40.356	162	28.826	204	11	1:40.775	23.413	220	41.731	154	35.631	
6	1:43.597	23.540	225	42.719	153	37.338									

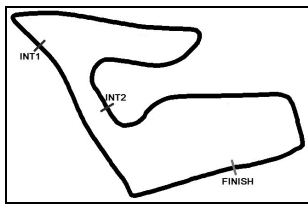
38 Jesse Krohn, FIN/ Nicolas Verdonck, BEL								theoretical besttime: 1:32.473							
1	45:10.178	43:43.507	164	47.504	152	39.167		4	1:32.547	23.254	237	40.616	168	28.677	206
2	5:17.282	4:04.254	221	42.958	148	30.070	203	5	1:32.660	23.199	237	40.597	169	28.864	202
3	1:37.869	24.386	210	41.723	166	31.760	204	6	1:59.922	28.418	154	47.564	146	43.940	

40 Rene Rast, GER/ Christian Mamerow, GER								theoretical besttime: 1:32.158							
1	44:24.665	43:04.411	173	46.191	133	34.063	201	6	1:56.073	27.850	123	51.137	141	37.086	
2	1:33.744	23.492	230	41.155	155	29.097	201	7	1:59.930	39.580	199	43.408	148	36.942	202
3	1:32.966	23.321	231	40.672	160	28.973	201	8	1:32.306	23.250	231	40.371	158	28.685	203
4	1:33.066	23.311	232	40.812	159	28.943	201	9	1:39.686	23.148	232	41.381	151	35.157	
5	1:32.683	23.265	231	40.554	156	28.864	202								

43 Gottfried Grassler, AUT/ Andrea Piccini, ITA								theoretical besttime: 1:33.024							
1	36:21.002	34:59.492	167	49.476	127	32.034	194	8	3:11.118	1:50.340	206	50.998	126	29.780	199
2	1:35.035	24.102	227	41.180	156	29.753	198	9	1:33.421	23.547	231	40.672	158	29.202	200
3	2:01.205	23.765	228	40.883	161	56.557		10	1:33.424	23.377	231	40.574	158	29.473	202
4	1:51.043	39.880	227	41.341	149	29.822	200	11	1:33.577	23.446	231	40.807	161	29.324	201
5	1:34.115	23.657	230	40.973	153	29.485	200	12	1:33.261	23.315	232	40.609	154	29.337	201
6	1:34.136	23.726	232	40.862	152	29.548	201	13	1:33.165	23.341	233	40.507	156	29.317	201
7	1:39.376	23.324	232	41.144	150	34.908		14	1:48.858	24.178	215	45.864	135	38.816	

44 Jan Stovicek, CZE/ Erik Janis, CZE								theoretical besttime: 1:33.704							
1	2:30.405	56.622	118	55.780	94	38.003	199	8	1:42.882	23.834	233	42.136	155	36.912	
2	1:36.646	23.688	233	41.815	150	31.143	203	9	12:08.140	10:47.036	109	50.036	105	31.068	202
3	1:35.225	23.322	236	41.797	146	30.106	203	10	1:34.573	23.667	236	41.290	148	29.616	202
4	1:35.139	23.723	234	41.366	146	30.050	200	11	1:34.539	23.282	236	41.155	143	30.102	203
5	1:35.803	23.730	233	41.870	145	30.203	202	12	1:34.665	23.236	235	41.542	151	29.887	203
6	1:59.544	23.834	233	43.846	112	51.864		13	1:33.752	23.183	236	40.905	151	29.664	203
7	22:01.798	20:36.724	141	50.622	125	34.452	199	14	1:40.589	23.297	235	41.124	145	36.168	

50 Roland Asch, GER/ Oliver Gavin, GBR								theoretical besttime: 1:33.160							
1	4:27.428	2:06.232	48	1:26.719	102	54.477		8	1:33.832	23.158	243	41.369	153	29.305	209
2	2:32.576	1:19.159	223	43.228	146	30.189	210	9	1:44.339	23.057	244	44.358	141	36.924	
3	1:34.324	23.025	242	41.556	155	29.743	209	10	9:54.964	8:40.799	221	43.591	133	30.574	210
4	1:46.624	22.923	242	41.225	144	42.476		11	1:33.220	22.958	245	41.022	153	29.240	210
5	24:03.609	22:48.771	207	44.628	152	30.210	207	12	1:39.241	23.256	239	44.198	126	31.787	209
6	1:34.063	23.282	242	41.050	149	29.731	209	13	1:33.579	22.898	241	41.259	149	29.422	209
7	1:33.636	23.010	243	41.118	153	29.508	207	14	1:44.755	25.261	210	41.708	140	37.786	



ADAC GT Masters

Start Grid Rennen 1



Provisional

Reg. Nr.: OSK CR 12/2012

Amended
11.8.2012 - 10:50

**ADAC Masters
Weekend**

Red Bull Ring, Length: 4326 m

Air temperature: 14.5°C

Track temperature: 17.0°C

Weather condition: Dry

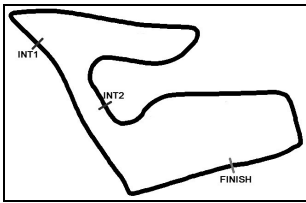
Saturday 11.8.2012 12:30

29 FROGREEN CO2 neutral Robert Renauer/ Nicolas Armindo	1:31.097
28 Callaway Competition Diego Alessi/ Daniel Keilwitz	1:31.190
4 kfzteile24 MS RACING Team Florian Stoll/ Daniel Dobitsch	1:31.902
15 FACH AUTO TECH Swen Dolenc/ Martin Ragginger	1:31.970
8 Heico Motorsport Dominik Baumann/ Harald Proczyk	1:32.300
5 kfzteile24 MS RACING Team Sebastian Asch/ Maximilian Götz	1:32.337
7 Heico Motorsport Christiaan Frankenhout/ Kenneth Heyer	1:32.388
26 Team GT 3 Kasko Rene Bourdeaux/ Alfred Renauer	1:32.437
38 Lambda Performance Jesse Krohn/ Nicolas Verdonck	1:32.547
24 InterNetX - Reiter Engineering Marc Hayek/ Peter Kox	1:32.612
9 HEICO Junior Team Andreas Simonsen/ Maximilian Buhk	1:32.745
16 FACH AUTO TECH Andrina Gugger/ Otto Klohs	1:32.942
18 Callaway Competition Toni Seiler/ Frank Kechele	1:33.107
25 Team GT 3 Kasko Georg Engelhardt/ Marco Seefried	1:33.122
11 Team rhino's Leipert Motorsport Peter Ebner/ Raffael Bader	1:33.193
50 Mühlner Motorsport Roland Asch/ Oliver Gavin	1:33.220
30 FROGREEN CO2 neutral Wolfgang Hageleit/ Sven Heyrowski	1:33.308
44 HEICO-GRAVITY CHAROUZ TEAM Jan Stovicek/ Erik Janis	1:33.752
12 Team rhino's Leipert Motorsport Oleg Petrishin/ Korbinian Baier	1:36.597

1
2
3
4
5
6
7
8
9
10
11
12
13
14
15
16
17
18
19

POLE POSITION

6 Farnbacher ESET Racing Mario Farnbacher/ Niclas Kertenich	1:30.867
36 Team Geyer&Weinig EDV Schütz I Christian Engelhart/ Nick Tandy	1:31.160
27 Callaway Competition Andreas Wirth/ Heinz-Harald Frentzen	1:31.758
37 Gemballa Racing Sascha Bert/ Christopher Brück	1:31.943
1 ALPINA Dino Lunardi/ Maxime Martin	1:32.243
40 MAMEROW Racing Rene Rast/ Christian Mamerow	1:32.306
20 Schubert Motorsport Claudia Hürtgen/ Dominik Schwager	1:32.365
10 Schöner Wohnen Polarweiss Team Lance David Arnold/ Alexandros Margaritis	1:32.408
23 WestCoastRacing Martin Öhlin/ Fredrik Lestrup	1:32.462
32 Young Driver AMR Ferdinand Stuck/ Johannes Stuck	1:32.595
33 Young Driver AMR Kristian Poulsen/ Christoffer Nygaard	1:32.728
2 Liqui Moly Team Engstler Johannes Leidinger/ Florian Spengler	1:32.862
17 Callaway Competition Remo Lips/ Mario Dablander	1:32.986
3 InterNetX - Reiter Engineering Albert von Thurn und Taxis/ Stefan Rosina	1:33.114
43 GRT Grasser Racing Team Gottfried Grasser/ Andrea Piccini	1:33.165
14 MRS GT-Racing Christian Ott/ Philipp Eng	1:33.210
21 Prosperia uhc speed Edward Sandström/ Christopher Mies	1:33.252
34 YACO Racing powered by Jochen Philip Geipel/ Max Sandritter	1:33.409
22 Prosperia uhc speed Carsten Tilke/ Christian Abt	1:34.997



Red Bull Ring, Length: 4326 m
Air temperature: 14.5°C
Track temperature: 17.0°C
Weather condition: Dry

ADAC GT Masters

Start Grid Rennen 1

Provisional

Reg. Nr.: OSK CR 12/2012

Saturday 11.8.2012 12:30



Amended
11.8.2012 - 10:50

**ADAC Masters
Weekend**

20

41 DB Motorsport
Simon Knap/ Jeroen den Boer

allowance to start car no. 41, withdraw car no. 31, 35

Publications Time:

Race Director:

Time Keeping: