

ADAC GT Masters

Results Rennen 2

Provisional



Nürburgring, Length: 3618 m

Air temperature: 13.9°C

Track temperature: 17.0°C

Weather condition: Wet



Reg. Nr.: 229/2012

Amended
15.7.2012 - 17:06

**ADAC Masters
Weekend**

Sunday 15.7.2012 12:30

started : 40 classified : 36 not classified : 4

	Drivers	Team	Car	Laps	Total Time	Gap	Kph	Lap	Time	Kph
1	1 D.Lunardi/M.Martin	ALPINA(GER)	BMW Alpina B6 GT3	36	1:01:19.818		127,4	5	1:38.048	132,8
2	5 S.Asch/M.Götz	kfzteile24 MS RACING Team(GER)	Mercedes Benz AMG SLS GT3	36	1:01:22.009	2.191	127,3	11	1:38.034	132,9
3	40 R.Rast/C.Mamerow	MAMEROW Racing(GER)	AUDI R8 LMS ultra	36	1:01:39.201	19.383	126,8	36	1:38.484	132,3
4	36 C.Engelhart/S.Edwards	Team Geyer&Weinig EDV Schütz M	Porsche 911 GT3 R	36	1:01:43.251	23.433	126,6	36	1:37.907	133,0
5	15 S.Dolenc(*A*)/M.Ragginger	FACH AUTO TECH(SUI)	Porsche 911 GT3 R	36	1:01:50.552	30.734	126,4	9	1:38.304	132,5
6	20 C.Hürtgen/D.Schwager	Schubert Motorsport(GER)	BMW Z4 GT3	36	1:01:50.800	30.982	126,4	7	1:39.048	131,5
7	29 R.Renauer/N.Thiim	FROGREEN CO2 neutral(GER)	Porsche 911 GT3 R	36	1:01:51.568	31.750	126,3	6	1:39.151	131,4
8	9 A.Simonsen/M.Buhk	HEICO Junior Team(GER)	Mercedes Benz AMG SLS GT3	36	1:02:01.362	41.544	126,0	10	1:38.959	131,6
9	33 K.Poulsen(*A*)/C.Nygaard	Young Driver AMR(GER)	Aston Martin V12 Vantage GT3	36	1:02:01.823	42.005	126,0	3	1:39.475	130,9
10	7 C.Frankenhout/K.Heyer	Heico Motorsport(GER)	Mercedes Benz AMG SLS GT3	36	1:02:11.441	51.623	125,7	36	1:37.238	133,9
11	8 D.Baumann/H.Proczyk	Heico Motorsport(GER)	Mercedes Benz AMG SLS GT3	36	1:02:13.603	53.785	125,6	36	1:39.339	131,1
12	10 L.Arnold/A.Margaritis	Schöner Wohnen Polarweiss Team	Mercedes Benz AMG SLS GT3	36	1:02:15.384	55.566	125,5	36	1:38.778	131,9
13	11 D.Mengesdorf/R.Bader	Team rhino's Leipert Motorsport(GE	Lamborghini Gallardo LP600+	36	1:02:16.953	57.135	125,5	35	1:38.358	132,4
14	21 E.Sandström/C.Mies	Prosperia uhc speed(GER)	AUDI R8 LMS ultra	36	1:02:26.920	1:07.102	125,1	36	1:38.490	132,2
15	4 F.Stoll/D.Dobitsch	kfzteile24 MS RACING Team(GER)	Mercedes Benz AMG SLS GT3	36	1:02:28.203	1:08.385	125,1	36	1:37.983	132,9
16	19 A.Ai Faisal/M.Bortolotti	Schubert Motorsport(GER)	BMW Z4 GT3	36	1:02:30.541	1:10.723	125,0	5	1:39.598	130,8
17	42 M.Mayer/J.Seyffarth	SMS Seyffarth Motorsport(GER)	Mercedes Benz AMG SLS GT3	36	1:02:31.183	1:11.365	125,0	7	1:38.202	132,6
18	38 J.Krohn/N.Verdonck	Lambda Performance(GER)	Ford GT GT3	36	1:02:42.819	1:23.001	124,6	9	1:39.344	131,1
19	23 M.Matzke/F.Lestrup	WestCoastRacing(SWE)	BMW Z4 GT3	36	1:02:43.964	1:24.146	124,6	10	1:39.980	130,3
20	37 S.Bert/C.Brück	Gemballa Racing(GER)	McLaren MP4-12C GT3	36	1:02:48.842	1:29.024	124,4	36	1:39.857	130,4
21	26 R.Bourdeaux(*A*)/A.Renauer	Team GT 3 Kasko(GER)	Porsche 911 GT3 R	36	1:02:58.589	1:38.771	124,1	9	1:39.956	130,3
22	27 A.Wirth/H.Frentzen	Callaway Competition(GER)	Corvette Z06.R GT3	36	1:03:19.368	1:59.550	123,4	36	1:38.510	132,2
23	18 T.Seiler(*A*)/F.Kechele	Callaway Competition(GER)	Corvette Z06.R GT3	35	1:01:32.851	1 LAP	123,4	4	1:39.575	130,8
24	2 F.Spengler/J.Leidinger	Liqui Moly Team Engstler(GER)	BMW Alpina B6 GT3	35	1:01:33.858	1 LAP	123,4	8	1:40.485	129,6
25	14 C.Ott/P.Eng	MRS GT-Racing(GER)	McLaren MP4-12C GT3	35	1:01:35.990	1 LAP	123,3	8	1:39.919	130,4
26	32 F.Stuck/J.Stuck	Young Driver AMR(GER)	Aston Martin V12 Vantage GT3	35	1:02:15.837	1 LAP	122,0	10	1:39.474	130,9
27	17 R.Lips(*A*)/F.Schmickler	Callaway Competition(GER)	Corvette Z06.R GT3	35	1:02:16.303	1 LAP	122,0	34	1:39.604	130,8
28	31 M.Schulze/T.Schulze	Schulze Motorsport(GER)	Nissan GT-R GT3	35	1:02:27.576	1 LAP	121,6	35	1:39.546	130,8
29	16 A.Gugger(*A*)/O.Klohs(*A*)	FACH AUTO TECH(SUI)	Porsche 911 GT3 R	35	1:02:32.644	1 LAP	121,5	8	1:41.964	127,7
30	3 A.von Thurn und Taxis/S.Rosina	InternetX - Reiter Engineering(GER)	Lamborghini Gallardo LP600+	35	1:02:36.165	1 LAP	121,4	7	1:40.205	130,0
31	44 J.Stovicek(*A*)/E.Janis	HEICO-GRAVITY CHAROUZ TEAM	Mercedes Benz AMG SLS GT3	35	1:02:52.930	1 LAP	120,8	9	1:39.395	131,0
32	34 M.Sandritter/C.Bracke	YACO Racing powered by Jochen S	Chevrolet Camaro GT3	34	1:01:34.471	2LAPS	119,9	34	1:39.707	130,6
33	6 M.Farnbacher/N.Kentenich	Farnbacher ESET Racing(GER)	Porsche 911 GT3 R	34	1:01:42.352	2LAPS	119,6	34	1:38.935	131,7
34	41 S.Knap/J.den Boer	DB Motorsport(NED)	BMW Z4 GT3	34	1:02:33.791	2LAPS	118,0	33	1:40.532	129,6
35	43 D.Bohr/G.Grasser	GRT Grasser Racing Team(AUT)	Lamborghini Gallardo LP600+	34	1:02:42.149	2LAPS	117,7	10	1:40.196	130,0
36	12 O.Petrishin(*A*)/K.Baier(*A*)	Team rhino's Leipert Motorsport(GE	Lamborghini Gallardo LP600+	33	1:02:45.391	3LAPS	114,1	8	1:45.641	123,3
not classified										
28	D.Alessi/D.Keilwitz	Callaway Competition(GER)	Corvette Z06.R GT3	21	40:59.143	15LAPS	111,2	7	1:39.457	131,0
25	G.Engelhardt(*A*)/M.Seefried	Team GT 3 Kasko(GER)	Porsche 911 GT3 R	19	32:21.606	17LAPS	127,5	8	1:38.753	131,9
22	C.Abt/L.Ludwig	Prosperia uhc speed(GER)	AUDI R8 LMS ultra	14	24:41.679	22LAPS	123,1	9	1:39.568	130,8
35	A.Winter(*A*)/C.Geipel	YACO Racing powered by Jochen S	Chevrolet Camaro GT3	2	3:42.000	34LAPS	117,3	2	1:42.902	126,6

Fastest lap of the race. Car 7 driver Frankenhout on lap 36. Time 1:37.238, average speed 133,9 km/h.

car no 44. - in exchange of the drive through penalty - time penalty of 30s

car no 32. - time penalty of 30s (article 46.2)

Following stewards decision no. 2 drive through penalty against car no. 44 is canceled

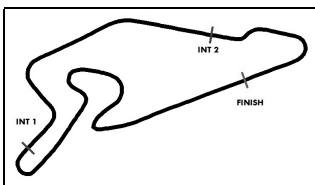
Following stewards decision no. 5 - 30s penalty for car no. 27

Subject to final scrutineering!

Publications Time:

Race Director:

Time Keeping:



ADAC GT Masters

Lap chart Rennen 2

Provisional

**ADAC Masters
Weekend**

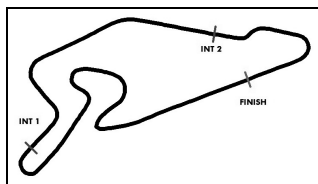


Nürburgring, Length: 3618 m

Sunday 15.7.2012 12:30

POS	1	2	3	4	5	6	7	8	9	10	11	12	13	14	15	16	17	18	19	20	21	22	23	24	25	26	27	28	29	30	31	32	33	34	35	36	37	38	39	40	41
LAP 1	5	15	1	21	36	20	42	33	25	18	40	9	8	19	14	29	44	37	7	4	23	26	38	11	10	3	43	2	31	35	17	22	16	28	32	34	41	6	12	27	
LAP 2	5	15	1	21	36	20	42	33	25	40	18	8	9	19	29	14	44	4	7	37	23	26	38	10	3	11	43	2	35	22	31	28	17	32	16	34	6	12	27	41	
LAP 3	5	1	15	21	36	20	42	33	25	40	18	8	29	9	19	14	44	4	7	37	26	10	23	38	3	11	43	2	22	28	31	32	17	16	34	27	6	12	41		
LAP 4	1	5	15	21	36	42	20	33	25	40	18	8	29	9	19	14	44	4	7	37	26	10	38	23	3	11	43	22	28	2	31	32	17	16	34	27	6	12	41		
LAP 5	1	5	15	21	36	42	20	33	40	25	18	29	8	9	19	14	44	4	7	37	10	26	38	23	3	11	28	22	43	2	31	32	17	16	27	34	6	12	41		
LAP 6	1	5	15	21	36	42	20	33	40	25	18	29	8	9	19	14	44	4	7	10	37	26	38	23	3	28	11	22	43	2	32	31	17	16	27	34	6	12	41		
LAP 7	1	5	15	21	36	42	20	40	33	25	29	8	9	18	19	44	14	4	7	10	37	38	26	23	3	28	11	43	2	32	31	17	16	27	34	6	12	41'			
LAP 8	1	5	15	21	42	36	20	40	25	33	29	9	8	18	19	44	14	4	7	10	37	38	26	23	3	28	11	43	2	32	31	17	16	27	34	22	6	12	41'		
LAP 9	1	5	15	21	42	36	20	40	25	33	29	9	8	18	19	44	14	4	7	10	38	37	26	23	3	28	11	43	2	32	31	17	27	16	34	22	6'	12'	41'		
LAP 10	1	5	15	21	42	36	20	40	25	33	29	9	8	18	19	44	14	4	7	10	38	37	26	23	28	3	11	43	32	2	31	17	27	16	22	34	6'	12'	41'		
LAP 11	1	5	15	21	42	36	20	40	25	33	29	9	8	18	19	44	14	4	10	7	38	37	26	23	28	3	11	43	32	2	31	27	17	16	22	34	6'	41'	12'		
LAP 12	1	5	15	21	42	36	40	20	25	33	29	9	8	18	19	44	14	4	10	7	38	26	37	23	28	3	11	43	32	2	31	27	17	16	22	34'	6'	12'	41'		
LAP 13	1	5	15	21	42	36	40	20	25	33	29	9	8	18	44	19	14	10	4	38	7	26	37	23	28	3	43	32	11	2	31	27	17	16	22	34'	6'	12'	41'		
LAP 14	1	5	15	21	42	36	40	20	25	33	29	9	8	18	44	19	14	10	4	7	26	37	23	28	3	43	32	11	2	31	27	38	17	16	22	34'	12'	6'	41'		
LAP 15	1	5	15	21	42	36	40	20	25	29	33	9	8	44	18	19	14	10	26	7	4	37	28	23	32	43	11	3	31	2	27	38	17	16	12'	34'	6'	41'			
LAP 16	1	5	15	42	21	36	40	20	29	25	9	8	33	44	19	18	14	10	26	28	37	32	23	43	11	3	31	27	2	38	17	4'	7'	16'	12'	34'	6'	41'			
LAP 17	1	5	15	21	36	40	42	29	20	25	9	8	44	19	14	18	10	26	28	32	43	37	3	27	31	17	33'	4'	7'	23'	11'	38'	2'	16'	34'	6'	12'	41'			
LAP 18	1	5	15	21	36	42	29	20	9	40	25	44	8	19	14	18	10	26	28	32	43	3	27	31	17'	33'	4'	7'	23'	11'	37'	38'	2'	16'	34'	6'	12'	41'			
LAP 19	1	5	15	21	36	29	42	20	9	44	19	25	18	14	32	3	27	31	43	40	33'	8'	10'	4'	7'	26'	11'	23'	37'	38'	2'	16'	17'	34'	6'	28'	41'	12'			
LAP 20	1	5	15	21	36	29	44	19	18	3	40	42	20	9	33	8	10	4	7	11	26	23	37	32	27	14	38	31	2	43'	16'	17'	34'	6'	41'	28'	12'				
LAP 21	1	5	15	21	36	29	40	20	42	9	33	8	19	10	44	4	18	7	11	26	23	37	3	32	27	38	14	31	2	43'	16'	17'	34'	6'	41'	12'	28'				
LAP 22	1	5	15	21	36	29	40	20	42	9	33	8	19	10	4	7	11	18	26	23	37	32	3	27	38	14	31	2	43'	44'	16'	17'	34'	6'	41'	12'					
LAP 23	1	5	15	21	36	40	29	20	33	42	9	8	19	10	11	4	7	18	26	23	37	32	38	27	14	2'	31'	3'	43'	44'	17'	16'	34'	6'	41'	12'					
LAP 24	1	5	15	36	40	29	20	9	33	42	21	8	19	10	11	7	4	26	23	37	32	18	27	38	14	2'	43'	3'	17'	44'	31'	16'	34'	6'	41'	12'					
LAP 25	1	5	15	36	40	29	20	9	33	21	8	19	10	42	11	7	4	26	23	37	32	27	38	18	14	2'	3'	44'	16'	31'	17'	34'	43'	6'	41'	12'					
LAP 26	1	5	15	36	40	29	20	9	33	21	8	19	10	11	7	42	4	26	23	37	32	27	38	18	14	2'	3'	16'	17'	44'	31'	34'	6'	43'	41'	12'					
LAP 27	1	5	15	36	40	29	20	9	33	21	8	19	10	11	7	4	42	26	23	37	32	38	27	18	14'	2'	3'	16'	17'	31'	44'	34'	6'	43'	41'	12'					
LAP 28	1	5	15	40	36	29	20	9	33	21	8	19	10	7	11	4	42	26	23	37	32	38	27	18'	14'	2'	3'	16'	17'	31'	44'	34'	6'	43'	41'	12'					
LAP 29	1	5	15	40	36	29	20	9	33	21	8	10	19	7	11	4	42	26	23	37	32	38	27	18'	14'	2'	3'	17'	16'	31'	44'	34'	6'	43'	41'	12'					
LAP 30	1	5	40	15	36	29	20	9	33	21	8	10	19	7	11	4	42	26	23	37	38	32	27	18'	14'	2'	3'	17'	16'	31'	44'	34'	6'	43'	41'	12'					
LAP 31	1	5	40	36	15	20	29	9	33	21	8	10	7	19	11	4	42	26	23	37	38	32	27	18'	14'	2'	14'	17'	3'	16'	31'	44'	34'	6'	41'	43'	12'				
LAP 32	1	5	40	36	15	20	29	9	33	21	8	10	7	11	19	4	42	26	23	38	37	32	27	18'	14'	2'	14'	17'	3'	16'	31'	44'	34'	6'	41'	43'	12'				
LAP 33	1	5	40	36	15	20	29	33	9	21	8	7	10	11	19	4	42	26	23	38	37	32	27	18'	14'	2'	14'	17'	3'	16'	31'	44'	34'	6'	41'	43'	12'				
LAP 34	1	5	40	36	15	20	29	33	9	8	7	10	11	19	21	4	42	23	38	37	32	27	26	18'	14'	2'	14'	17'	31'	16'	3'	44'	34'	6'	41'	43'	12'				
LAP 35	1	5	40	36	15	20	29	33	9	7	8	10	11	21	4	19	42	38	23	37	27	26	18'	14'	2'	14'	32'	17'	31'	16'	3'	44'	34'	6'	41'	43'	12'				
LAP 36	1	5	40	36	15	20	29	9	33	7	8	10	11	21	4	19	42	38	23	37	27	26	2	18	14	17	31	16	3	44	34	6	41	43	12						

.. - PIT STOP ' - LAP BEHIND



ADAC GT Masters

Pit stops Rennen 2

Provisional



Nürburgring, Length: 3618 m

Air temperature: 14.2°C

Track temperature: 16.8°C

Weather condition: Wet

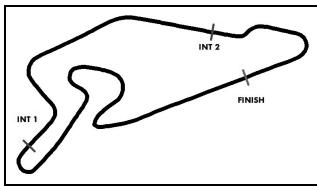


Reg. Nr.: 229/2012

Sunday 15.7.2012 12:30

**ADAC Masters
Weekend**

Nr	Driver in	Day time in	Time in	Driver out	Day time out	Time out	Nett Time
22	Luca Ludwig	12:42:12	12:09.773	Luca Ludwig	12:42:59	12:56.778	47.005
22	Luca Ludwig	12:54:40	24:37.729				
34	Christian Bracke	12:55:26	25:22.990	Max Sandritter	12:57:09	27:06.309	1:43.319
7	Kenneth Heyer	12:55:33	25:30.170	Christiaan Frankenhout	12:56:48	26:45.402	1:15.232
4	Daniel Dobitsch	12:55:34	25:31.308	Florian Stoll	12:56:47	26:44.653	1:13.345
6	Niclas Kentenich	12:56:19	26:15.933	Mario Farnbacher	12:57:37	27:34.760	1:18.827
16	Otto Klohs	12:56:20	26:17.122	Andrina Gugger	12:57:32	27:29.540	1:12.418
41	Jeroen den Boer	12:57:02	26:58.975	Simon Knap	12:58:20	28:17.820	1:18.845
33	Christoffer Nygaard	12:57:02	26:59.741	Kristian Poulsen	12:58:17	28:14.812	1:15.071
23	Fredrik Lestrup	12:57:25	27:22.597	Martin Matzke	12:58:36	28:33.893	1:11.296
11	Raffael Bader	12:57:31	27:28.556	David Mengesdorf	12:58:41	28:38.902	1:10.346
2	Johannes Leidinger	12:57:43	27:40.044	Florian Spengler	12:59:14	29:11.267	1:31.223
38	Nicolas Verdonck	12:57:51	27:48.604	Jesse Krohn	12:59:02	28:59.552	1:10.948
37	Christopher Brück	12:59:11	29:08.238	Sascha Bert	13:00:25	30:22.556	1:14.318
12	Korbinian Baier	13:00:01	29:58.198	Oleg Petrishin	13:01:24	31:20.959	1:22.761
40	Christian Mamerow	13:00:22	30:19.733	Rene Rast	13:01:32	31:29.791	1:10.058
8	Hari Proczyk	13:00:35	30:32.739	Dominik Baumann	13:01:49	31:46.505	1:13.766
10	Alexandros Margaritis	13:00:46	30:43.344	Lance David Arnold	13:01:58	31:55.644	1:12.300
26	Alfred Renauer	13:00:48	30:45.041	Rene Bourdeaux	13:02:00	31:57.480	1:12.439
28	Daniel Keilwitz	13:00:49	30:46.212	Diego Alessi	13:02:01	31:58.670	1:12.458
17	Frank Schmickler	13:01:31	31:28.311	Remo Lips	13:02:57	32:54.469	1:26.158
42	Jan Seyffarth	13:02:02	31:59.165	Maximilian Mayer	13:03:14	33:11.013	1:11.848
20	Dominik Schwager	13:02:08	32:05.053	Claudia Hürtgen	13:03:19	33:15.969	1:10.916
9	Maximilian Buhk	13:02:10	32:07.570	Andreas Simonsen	13:03:23	33:20.496	1:12.926
25	Marco Seefried	13:02:20	32:17.732	Georg Engelhardt	13:36:04	1:06:01.754	33:44.022
14	Philipp Eng	13:02:27	32:24.067	Christian Ott	13:03:59	33:56.878	1:32.811
32	Johannes Stuck	13:02:39	32:36.760	Ferdinand Stuck	13:04:00	33:57.679	1:20.919
27	Heinz-Harald Frentzen	13:02:51	32:48.142	Andreas Wirth	13:04:04	34:01.578	1:13.436
31	Tobias Schulze	13:02:57	32:54.669	Michael Schulze	13:04:11	34:07.951	1:13.282
43	Gottfried Grasser	13:03:08	33:05.639	Daniel Bohr	13:04:23	34:20.762	1:15.123
1	Maxime Martin	13:03:17	33:14.543	Dino Lunardi	13:04:28	34:24.963	1:10.420
5	Maximilian Götz	13:03:24	33:21.233	Sebastian Asch	13:04:35	34:32.761	1:11.528
15	Martin Ragginger	13:03:28	33:25.861	Swen Dolenc	13:04:41	34:37.953	1:12.092
21	Christopher Mies	13:03:33	33:30.770	Edward Sandström	13:04:43	34:40.581	1:09.811
36	Sean Edwards	13:03:34	33:31.681	Christian Engelhart	13:04:46	34:43.842	1:12.161
29	Nicki Thiim	13:03:45	33:42.202	Robert Renauer	13:04:58	34:55.716	1:13.514
44	Erik Janis	13:04:01	33:58.275	Jan Stovicek	13:05:18	35:15.169	1:16.894
19	Mirko Bortolotti	13:04:06	34:03.659	Abdulaziz Al Faisal	13:05:18	35:15.909	1:12.250
18	Frank Kechele	13:04:14	34:11.635	Toni Seiler	13:05:26	35:23.684	1:12.049
3	Stefan Rosina	13:04:34	34:31.906	Albert von Thurn und Taxis	13:05:42	35:39.896	1:07.990
6	Mario Farnbacher	13:06:10	36:07.098	Mario Farnbacher	13:06:35	36:32.315	25.217
3	Albert von Thurn und Taxis	13:09:11	39:08.335	Albert von Thurn und Taxis	13:09:41	39:38.444	30.109
21	Edward Sandström	13:09:49	39:46.683	Edward Sandström	13:10:16	40:13.671	26.988



ADAC GT Masters

Pit stops Rennen 2

Provisional



Nürburgring, Length: 3618 m

Air temperature: 14.2°C

Track temperature: 16.8°C

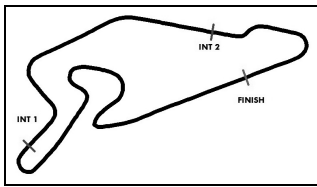
Weather condition: Wet

DMSB Reg. Nr.: 229/2012
Deutscher Motor Sport Bund e.V.

Sunday 15.7.2012 12:30

**ADAC Masters
Weekend**

Nr	Driver in	Day time in	Time in	Driver out	Day time out	Time out	Nett Time
28	Diego Alessi	13:10:55	40:52.308				
31	Michael Schulze	13:11:13	41:10.098	Michael Schulze	13:11:37	41:34.599	24.501
21	Edward Sandström	13:27:08	57:05.836	Edward Sandström	13:27:32	57:29.489	23.653
32	Ferdinand Stuck	13:31:43	1:01:40.004				
1	Maxime Martin	13:33:55	1:03:52.828				
5	Maximilian Götz	13:33:58	1:03:54.961				
2	Johannes Leidingner	13:34:00	1:03:57.629				
18	Frank Kechele	13:34:04	1:04:00.952				
34	Christian Bracke	13:34:05	1:04:02.727				
14	Philipp Eng	13:34:08	1:04:05.742				
6	Niclas Kentenich	13:34:10	1:04:07.203				
40	Christian Mamerow	13:34:12	1:04:09.445				
36	Sean Edwards	13:34:14	1:04:11.205				
15	Martin Ragginger	13:34:18	1:04:15.124				
20	Claudia Hürtgen	13:34:20	1:04:17.910				
29	Robert Renauer	13:34:24	1:04:21.479				
9	Andreas Simonsen	13:34:27	1:04:24.413				
33	Kristian Poulsen	13:34:32	1:04:29.643				
8	Dominik Baumann	13:34:41	1:04:38.022				
7	Christiaan Frankenhout	13:34:44	1:04:41.236				
10	Lance David Arnold	13:34:46	1:04:43.146				
11	David Mengesdorf	13:34:48	1:04:45.155				
17	Remo Lips	13:34:51	1:04:48.289				
21	Edward Sandström	13:34:53	1:04:50.431				
4	Florian Stoll	13:34:56	1:04:53.000				
31	Michael Schulze	13:35:03	1:05:00.663				
19	Abdulaziz Al Faisal	13:35:06	1:05:02.978				
42	Maximilian Mayer	13:35:09	1:05:06.598				
16	Andrina Gugger	13:35:11	1:05:08.932				
41	Simon Knap	13:35:14	1:05:11.727				
3	Albert von Thurn und Taxis	13:35:19	1:05:16.599				
43	Daniel Bohr	13:35:24	1:05:21.896				
38	Jesse Krohn	13:35:28	1:05:25.159				
23	Martin Matzke	13:35:29	1:05:26.784				
12	Oleg Petrishin	13:35:32	1:05:29.758				
37	Sascha Bert	13:35:36	1:05:33.324				
27	Andreas Wirth	13:35:40	1:05:37.319				
44	Jan Stovicek	13:35:45	1:05:42.449				
26	Rene Bourdeaux	13:35:51	1:05:48.004				



ADAC GT Masters

Lap analysis Rennen 2

Provisional



Nürburgring, Length: 3618 m

Air temperature: 14.2°C

Track temperature: 17.1°C

Weather condition: Wet



Reg. Nr.: 229/2012

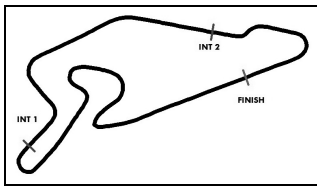
Sunday 15.7.2012 12:30

**ADAC Masters
Weekend**

Lap	Time	SE1	SP1	SE2	SP2	SE3	SP3	Lap	Time	SE1	SP1	SE2	SP2	SE3	SP3
1 Dino Lunardi, FRA/ Maxime Martin, BEL								theoretical besttime: 1:37.387							
1	1:45.264	56.222		26.983	232	22.059	183	20	1:45.785	52.183		26.040	231	27.562	
2	1:39.116	51.322		25.904	235	21.890	183	21	2:47.662	1:58.043		27.070	218	22.549	182
3	1:38.845	51.503		25.743	234	21.599	184	22	1:40.943	52.712		26.008	232	22.223	182
4	1:38.264	51.075		25.697	234	21.492	184	23	1:40.736	52.523		26.181	233	22.032	183
5	1:38.048	50.871		25.725	234	21.452	183	24	1:41.019	52.357		26.116	233	22.546	182
6	1:38.091	50.517		25.651	234	21.923	183	25	1:40.097	52.266		25.904	234	21.927	183
7	1:38.305	50.969		25.611	235	21.725	183	26	1:40.330	52.215		26.070	222	22.045	184
8	1:38.437	51.005		25.625	234	21.807	183	27	1:41.227	52.518		26.075	234	22.634	179
9	1:38.378	50.708		25.810	234	21.860	183	28	1:40.473	52.463		25.954	234	22.056	182
10	1:39.025	51.099		26.117	234	21.809	182	29	1:41.205	52.472		26.211	231	22.522	183
11	1:38.633	51.077		25.897	234	21.659	183	30	1:40.322	52.210		25.910	233	22.202	184
12	1:38.607	50.958		25.813	233	21.836	184	31	1:40.949	52.846		25.983	233	22.120	184
13	1:39.081	51.129		25.898	233	22.054	183	32	1:41.174	52.407		26.062	232	22.705	183
14	1:38.929	51.107		25.744	233	22.078	183	33	1:41.646	52.755		26.557	227	22.334	184
15	1:39.751	51.271		26.105	231	22.375	183	34	1:41.379	52.953		26.127	234	22.299	184
16	1:41.605	51.826		26.383	221	23.396	178	35	1:41.036	53.179		25.724	236	22.133	184
17	1:42.089	52.002		26.521	221	23.566	180	36	1:40.852	53.019		25.418	231	22.415	168
18	1:41.798	51.957		26.741	220	23.100	180								
19	1:40.717	51.842		26.040	230	22.835	180								

2 Florian Spengler, GER/ Johannes Leidinger, GER								theoretical besttime: 1:39.924							
1	1:58.227	1:07.081		27.632	196	23.514	180	19	1:43.149	53.612		26.435	232	23.102	180
2	1:43.265	54.254		26.446	232	22.565	181	20	1:42.864	53.315		26.645	233	22.904	179
3	1:42.055	53.531		26.206	233	22.318	181	21	1:41.989	52.746		26.570	233	22.673	181
4	1:43.990	54.653		26.523	232	22.814	182	22	1:42.478	53.541		26.431	232	22.506	180
5	1:41.402	53.133		26.138	234	22.131	181	23	1:43.468	54.335		26.354	234	22.779	182
6	1:41.474	53.034		26.454	232	21.986	181	24	1:41.524	52.730		26.304	233	22.490	183
7	1:41.153	52.715		26.342	233	22.096	179	25	1:41.765	52.550		26.371	234	22.844	177
8	1:40.485	52.368		26.142	234	21.975	180	26	1:42.336	53.078		26.725	234	22.533	182
9	1:40.614	52.443		26.157	233	22.014	180	27	1:42.348	53.367		26.388	233	22.593	182
10	1:41.365	52.987		26.319	232	22.059	179	28	1:41.377	52.872		26.263	233	22.242	181
11	1:42.171	53.194		26.716	228	22.261	180	29	1:43.159	54.464		26.414	234	22.281	182
12	1:42.124	53.125		26.508	233	22.491	179	30	1:41.921	53.259		26.373	234	22.289	183
13	1:42.619	53.503		26.556	225	22.560	182	31	1:40.751	52.606		26.293	235	21.852	182
14	1:42.653	53.347		26.652	228	22.654	179	32	1:41.838	53.146		26.409	235	22.283	181
15	1:46.340	53.916		27.220	229	25.204	170	33	1:42.240	53.310		26.370	234	22.560	183
16	1:54.131	55.852		27.812	206	30.467		34	1:42.164	53.675		26.403	234	22.086	181
17	3:09.290	2:18.783		26.832	230	23.675	177	35	1:41.824	53.980		25.704	236	22.140	182
18	1:43.305	53.585		26.783	231	22.937	179								

3 Albert von Thurn und Taxis, GER/ Stefan Rosina, SVK								theoretical besttime: 1:39.683							
1	1:56.926	1:05.455		28.034	210	23.437	181	19	1:42.957	53.260		26.677	224	23.020	176
2	1:42.330	53.541		26.279	225	22.510	180	20	1:49.321	53.596		26.598	228	29.127	
3	1:42.103	53.049		26.669	231	22.385	183	21	2:45.450	1:55.110		27.025	222	23.315	181
4	1:43.091	54.041		26.858	225	22.192	181	22	1:51.199	55.742		27.287	224	28.170	
5	1:41.035	52.488		25.877	232	22.670	178	23	2:06.362	1:16.696		26.972	227	22.694	181
6	1:40.286	52.017		26.181	232	22.088	179	24	1:49.770	59.435		27.397	226	22.938	181
7	1:40.205	52.094		26.322	231	21.789	181	25	1:46.624	56.095		27.732	226	22.797	180
8	1:40.799	52.490		26.231	231	22.078	178	26	1:44.969	54.695		27.226	229	23.048	180
9	1:40.686	52.458		26.221	230	22.007	178	27	1:46.687	54.686		29.096	222	22.905	181
10	1:41.521	53.011		26.462	231	22.048	179	28	1:46.661	56.212		27.695	227	22.754	180
11	1:41.270	52.422		26.297	231	22.551	176	29	1:50.740	59.858		27.963	228	22.919	180
12	1:42.303	52.629		26.268	230	23.406	175	30	1:43.523	53.924		26.786	229	22.813	178
13	1:41.571	53.106		26.246	230	22.219	179	31	1:44.640	53.988		27.178	230	23.474	180
14	1:41.540	52.687		26.182	230	22.671	179	32	1:47.093	55.894		27.999	211	23.200	180
15	1:53.207	53.209		26.784	224	33.214	174	33	1:44.583	55.350		26.922	230	22.311	179
16	1:45.167	53.262		27.120	207	24.785	172	34	1:47.267	56.736		27.949	232	22.582	179
17	1:45.155	53.957		26.880	216	24.318	176	35	1:44.775	56.558		26.095	231	22.122	179
18	1:44.349	53.607		27.106	215	23.636	177								



ADAC GT Masters

Lap analysis Rennen 2

Provisional



Nürburgring, Length: 3618 m

Air temperature: 14.2°C

Track temperature: 17.1°C

Weather condition: Wet



Reg. Nr.: 229/2012

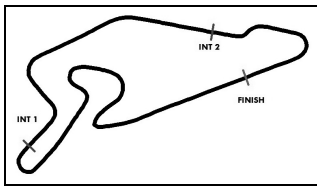
Sunday 15.7.2012 12:30

**ADAC Masters
Weekend**

Lap	Time	SE1	SP1	SE2	SP2	SE3	SP3	Lap	Time	SE1	SP1	SE2	SP2	SE3	SP3
4 Florian Stoll, GER/ Daniel Dobitsch, AUT								theoretical besttime: 1:37.417							
1	1:53.882	1:03.433		27.366	220	23.083	181	20	1:43.457	53.849		26.562	228	23.046	179
2	1:41.053	52.785		26.414	230	21.854	183	21	1:43.548	53.572		27.370	203	22.606	182
3	1:40.880	52.225		26.538	231	22.117	179	22	1:44.820	55.219		26.640	229	22.961	179
4	1:40.655	52.586		26.233	233	21.836	183	23	1:42.871	52.907		27.251	225	22.713	181
5	1:41.191	52.439		26.669	233	22.083	182	24	1:42.419	53.535		26.556	231	22.328	183
6	1:41.347	52.290		27.273	231	21.784	183	25	1:41.220	52.589		26.488	230	22.143	183
7	1:40.086	52.013		26.144	232	21.929	182	26	1:41.475	53.094		26.397	232	21.984	185
8	1:39.808	51.799		26.263	230	21.746	182	27	1:41.783	53.250		26.523	232	22.010	183
9	1:39.944	52.060		26.180	232	21.704	184	28	1:40.497	52.096		26.242	233	22.159	183
10	1:40.158	51.735		26.424	233	21.999	183	29	1:43.505	52.413		28.874	230	22.218	183
11	1:41.073	52.555		26.395	234	22.123	182	30	1:40.962	52.566		26.355	234	22.041	182
12	1:41.633	52.391		26.760	232	22.482	182	31	1:41.945	53.608		26.426	233	21.911	183
13	1:42.031	53.373		26.472	233	22.186	182	32	1:40.977	52.678		26.314	234	21.985	184
14	1:42.021	53.302		26.382	232	22.337	181	33	1:41.684	52.832		27.001	227	21.851	182
15	1:49.401	53.400		27.314	214	28.687		34	1:40.105	52.752		26.247	234	21.106	185
16	2:51.820	2:00.965		27.054	213	23.801	178	35	1:41.504	52.999		26.506	231	21.999	185
17	1:43.508	53.546		26.857	222	23.105	179	36	1:37.983	52.301		24.744	233	20.938	185
18	1:42.916	53.576		26.663	225	22.677	179								
19	1:44.041	53.969		26.907	229	23.165	178								

Lap	Time	SE1	SP1	SE2	SP2	SE3	SP3	Lap	Time	SE1	SP1	SE2	SP2	SE3	SP3
5 Sebastian Asch, GER/ Maximilian Götz, GER								theoretical besttime: 1:37.000							
1	1:44.118	55.864		26.407	231	21.847	183	20	1:45.647	52.855		26.306	230	26.486	
2	1:39.077	51.223		26.080	232	21.774	184	21	2:46.712	1:58.080		26.423	233	22.209	182
3	1:39.272	51.489		26.227	231	21.556	184	22	1:41.828	52.850		26.548	233	22.430	182
4	1:39.931	52.299		26.186	232	21.446	184	23	1:41.210	52.630		26.600	233	21.980	184
5	1:38.496	51.078		25.762	234	21.656	183	24	1:40.835	52.801		26.212	234	21.822	185
6	1:38.478	51.145		25.754	232	21.579	183	25	1:41.044	52.802		26.399	234	21.843	184
7	1:38.629	51.175		25.811	231	21.643	183	26	1:40.847	52.619		26.486	234	21.742	184
8	1:39.404	51.304		26.450	230	21.650	183	27	1:41.173	52.747		26.598	234	21.828	184
9	1:38.388	50.882		25.938	234	21.568	182	28	1:41.178	52.687		26.601	234	21.890	183
10	1:38.402	50.910		25.978	234	21.514	184	29	1:40.850	52.454		26.596	234	21.800	184
11	1:38.034	50.931		25.734	231	21.369	183	30	1:40.962	52.860		26.421	234	21.681	185
12	1:39.048	51.094		25.777	233	22.177	183	31	1:41.344	52.476		26.660	235	22.208	183
13	1:39.766	51.861		25.938	227	21.967	182	32	1:40.884	52.293		26.524	235	22.067	183
14	1:39.398	51.387		26.117	227	21.894	183	33	1:40.564	52.430		26.319	234	21.815	184
15	1:40.674	51.650		26.416	229	22.608	182	34	1:39.460	52.232		26.082	234	21.146	183
16	1:42.470	52.329		26.640	221	23.501	180	35	1:39.416	52.972		25.577	236	20.867	185
17	1:42.065	52.581		26.322	228	23.162	180	36	1:38.655	52.522		25.251	235	20.882	184
18	1:41.979	52.655		26.579	227	22.745	183								
19	1:41.771	52.978		26.510	231	22.283	183								

Lap	Time	SE1	SP1	SE2	SP2	SE3	SP3	Lap	Time	SE1	SP1	SE2	SP2	SE3	SP3
6 Mario Farnbacher, GER/ Niclas Kantenich, GER								theoretical besttime: 1:38.514							
1	2:07.989	1:11.357		30.759	196	25.873	176	19	1:47.777	54.390		26.932	217	26.455	
2	1:52.959	59.812		29.020	215	24.127	180	20	2:00.127	1:11.267		26.562	233	22.298	185
3	1:50.794	58.076		29.070	218	23.648	180	21	1:41.086	51.924		26.167	236	22.995	182
4	1:48.837	57.382		28.302	223	23.153	182	22	1:40.745	52.765		26.072	237	21.908	186
5	1:48.408	56.999		28.408	224	23.001	182	23	1:42.746	54.700		26.210	236	21.836	185
6	1:46.925	55.874		28.173	227	22.878	183	24	1:40.432	51.980		26.166	238	22.286	185
7	1:47.515	56.784		28.149	228	22.582	183	25	1:41.076	52.702		26.176	237	22.198	185
8	1:45.360	55.109		27.858	232	22.393	184	26	1:41.015	52.554		26.543	238	21.918	185
9	1:44.729	54.523		28.205	225	22.001	184	27	1:40.940	52.551		26.203	236	22.186	186
10	1:47.441	57.557		27.930	226	21.954	185	28	1:43.374	54.322		26.508	237	22.544	183
11	1:50.189	56.280		29.051	216	24.858	178	29	1:41.785	53.334		26.177	239	22.274	184
12	1:51.949	58.067		29.881	215	24.001	179	30	1:39.981	52.068		26.009	238	21.904	185
13	1:52.903	58.835		29.660	215	24.408	173	31	1:40.124	52.270		25.943	238	21.911	184
14	2:23.855	1:00.774		31.200	194	51.881		32	1:39.974	52.522		25.885	237	21.567	183
15	2:56.137	2:06.391		26.941	206	22.805	182	33	1:39.002	52.165		25.295	240	21.542	184
16	1:42.712	53.660		26.442	228	22.610	182	34	1:38.935	52.345		25.093	239	21.497	186
17	1:42.468	53.271		26.796	230	22.401	182								
18	1:42.063	52.779		26.440	234	22.844	182								



ADAC GT Masters

Lap analysis Rennen 2

Provisional



Nürburgring, Length: 3618 m

Air temperature: 14.2°C

Track temperature: 17.1°C

Weather condition: Wet



Reg. Nr.: 229/2012

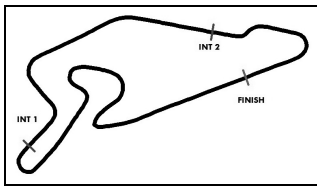
Sunday 15.7.2012 12:30

**ADAC Masters
Weekend**

Lap	Time	SE1	SP1	SE2	SP2	SE3	SP3	Lap	Time	SE1	SP1	SE2	SP2	SE3	SP3
7 Christiaan Frankenhou, NED/ Kenneth Heyer, GER								theoretical besttime: 1:36.985							
1	1:53.586	1:03.185		27.391	222	23.010	182	20	1:43.221	52.725		26.621	226	23.875	181
2	1:42.538	53.638		26.762	227	22.138	183	21	1:42.188	52.965		26.634	227	22.589	182
3	1:40.648	52.380		26.368	230	21.900	184	22	1:42.265	53.540		26.428	231	22.297	181
4	1:40.321	52.174		26.478	233	21.669	184	23	1:42.799	53.659		26.633	226	22.507	183
5	1:40.854	52.418		26.586	233	21.850	183	24	1:41.383	53.057		26.376	231	21.950	183
6	1:41.363	52.361		27.261	233	21.741	183	25	1:41.054	52.745		26.368	230	21.941	184
7	1:40.106	52.131		26.292	235	21.683	184	26	1:40.267	52.082		26.246	232	21.939	184
8	1:40.117	52.149		26.275	234	21.693	183	27	1:40.012	51.879		26.221	233	21.912	179
9	1:39.947	51.890		26.533	233	21.524	184	28	1:40.328	52.460		26.193	232	21.675	184
10	1:40.435	51.721		26.422	234	22.292	183	29	1:40.400	52.205		26.213	233	21.982	182
11	1:41.656	53.547		26.608	232	21.501	183	30	1:40.130	52.319		26.032	234	21.779	185
12	1:40.719	52.213		26.214	233	22.292	182	31	1:40.180	52.257		26.172	235	21.751	184
13	1:42.113	53.478		26.732	233	21.903	184	32	1:40.125	52.289		26.177	235	21.659	183
14	1:41.788	52.997		26.660	232	22.131	184	33	1:40.348	52.719		26.678	232	20.951	185
15	1:47.812	52.518		27.298	215	27.996		34	1:38.194	51.807		25.753	235	20.634	184
16	2:57.836	2:02.759		29.729	155	25.348	179	35	1:39.544	53.625		25.021	234	20.898	184
17	1:44.245	54.102		27.281	218	22.862	181	36	1:37.238	51.974		24.693	234	20.571	184
18	1:41.788	52.621		26.829	221	22.338	181								
19	1:43.893	53.766		27.231	219	22.896	179								

8 Dominik Baumann, AUT/ Hari Proczyk, AUT								theoretical besttime: 1:38.039							
1	1:50.014	1:00.735		26.900	222	22.379	182	20	1:43.466	53.942		26.664	227	22.860	181
2	1:40.834	52.547		26.388	231	21.899	183	21	1:43.581	54.125		26.654	225	22.802	181
3	1:40.666	52.589		26.512	232	21.565	185	22	1:42.024	53.380		26.332	230	22.312	183
4	1:39.996	52.100		26.075	233	21.821	183	23	1:42.093	53.328		26.388	227	22.377	183
5	1:40.166	52.428		26.105	233	21.633	184	24	1:41.294	52.769		26.349	230	22.176	183
6	1:40.514	52.467		26.275	232	21.772	185	25	1:41.369	52.700		26.451	228	22.218	184
7	1:40.351	51.940		26.854	231	21.557	184	26	1:41.922	53.096		26.572	227	22.254	183
8	1:40.896	53.159		26.170	232	21.567	182	27	1:41.481	52.884		26.524	226	22.073	183
9	1:39.738	51.977		26.180	232	21.581	184	28	1:41.796	52.805		26.560	228	22.431	184
10	1:40.350	52.186		25.884	232	22.280	184	29	1:41.446	52.673		26.674	226	22.099	183
11	1:40.809	52.300		26.265	231	22.244	183	30	1:40.947	52.612		26.414	229	21.921	185
12	1:41.435	52.305		26.639	227	22.491	180	31	1:41.751	53.267		26.431	229	22.053	184
13	1:41.318	52.680		26.686	228	21.952	184	32	1:41.179	53.118		26.314	233	21.747	184
14	1:40.498	52.236		26.207	230	22.055	182	33	1:41.207	53.134		26.429	230	21.644	182
15	1:42.155	52.408		26.764	223	22.983	180	34	1:39.825	52.860		25.899	233	21.066	185
16	1:43.791	53.408		26.495	226	23.888	178	35	1:40.658	53.567		25.645	231	21.446	183
17	1:43.449	53.636		26.639	225	23.174	179	36	1:39.339	52.822		25.033	235	21.484	181
18	1:49.573	53.329		27.179	213	29.065									
19	2:51.672	2:01.583		27.175	223	22.914	182								

9 Andreas Simonsen, SWE/ Maximilian Buhk, GER								theoretical besttime: 1:37.828							
1	1:49.564	58.912		26.837	210	23.815	183	20	2:50.100	2:00.536		26.831	227	22.733	177
2	1:41.637	53.209		26.447	227	21.981	184	21	1:42.437	53.365		26.570	232	22.502	182
3	1:41.535	52.669		26.916	229	21.950	185	22	1:40.900	52.424		26.328	234	22.148	183
4	1:40.026	52.588		25.990	234	21.448	184	23	1:43.599	54.606		26.615	234	22.378	182
5	1:39.305	51.661		26.036	235	21.608	184	24	1:40.692	52.323		26.333	233	22.036	183
6	1:40.345	52.368		26.190	234	21.787	185	25	1:40.542	52.093		26.444	231	22.005	183
7	1:40.519	52.119		26.648	232	21.752	183	26	1:41.399	52.314		26.546	234	22.539	181
8	1:39.335	51.816		26.004	232	21.515	183	27	1:42.301	53.695		26.525	233	22.081	183
9	1:39.528	51.811		26.029	231	21.688	182	28	1:40.860	52.407		26.324	233	22.129	182
10	1:38.959	51.419		26.040	232	21.500	182	29	1:41.477	52.362		26.684	233	22.431	183
11	1:39.190	51.517		26.000	232	21.673	182	30	1:40.583	52.235		26.340	233	22.008	183
12	1:40.546	51.672		26.075	234	22.799	182	31	1:41.625	53.366		26.291	233	21.968	181
13	1:40.028	52.000		26.046	232	21.982	183	32	1:41.574	53.094		26.575	234	21.905	181
14	1:40.450	52.313		26.075	234	22.062	181	33	1:42.525	54.037		26.798	234	21.690	183
15	1:42.207	52.851		26.579	227	22.777	181	34	1:40.540	52.638		26.534	233	21.368	182
16	1:44.202	53.395		26.363	231	24.444	180	35	1:39.518	53.053		25.501	237	20.964	184
17	1:43.488	52.846		26.583	223	24.059	180	36	1:39.302	52.548		25.445	234	21.309	183
18	1:42.350	53.069		26.390	232	22.891	182								
19	1:48.174	53.374		26.496	230	28.304									



ADAC GT Masters

Lap analysis Rennen 2

Provisional



Nürburgring, Length: 3618 m

Air temperature: 14.2°C

Track temperature: 17.1°C

Weather condition: Wet



Reg. Nr.: 229/2012

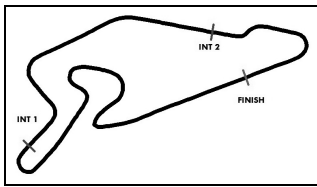
Sunday 15.7.2012 12:30

**ADAC Masters
Weekend**

Lap	Time	SE1	SP1	SE2	SP2	SE3	SP3	Lap	Time	SE1	SP1	SE2	SP2	SE3	SP3
10 Lance David Arnold, GER/ Alexandros Margaritis, GRE								theoretical besttime: 1:37.814							
1	1:56.716	1:06.005		27.358	223	23.353	181	20	1:42.081	52.990		26.421	232	22.670	179
2	1:41.953	53.163		26.470	232	22.320	182	21	1:43.111	53.024		27.217	206	22.870	179
3	1:41.543	53.067		26.531	232	21.945	183	22	1:41.412	52.780		26.563	231	22.069	181
4	1:41.705	53.390		26.369	231	21.946	182	23	1:40.861	52.347		26.433	231	22.081	182
5	1:40.251	51.912		26.324	231	22.015	181	24	1:40.474	52.109		26.362	232	22.003	183
6	1:39.209	51.403		26.210	231	21.596	182	25	1:41.325	52.625		26.823	229	21.877	183
7	1:39.322	51.416		26.207	231	21.699	182	26	1:41.279	52.331		26.773	232	22.175	182
8	1:39.565	51.668		26.237	231	21.660	182	27	1:41.001	52.777		26.300	232	21.924	182
9	1:39.923	51.869		26.315	233	21.739	182	28	1:42.042	52.564		26.825	224	22.653	181
10	1:40.276	51.817		26.296	230	22.163	180	29	1:41.908	52.645		27.084	229	22.179	182
11	1:40.782	52.605		26.313	233	21.864	180	30	1:41.218	52.522		26.612	232	22.084	182
12	1:40.686	51.790		26.431	233	22.465	183	31	1:40.763	52.539		26.444	232	21.780	181
13	1:41.180	52.446		26.389	232	22.345	182	32	1:40.712	52.888		26.271	233	21.553	182
14	1:41.558	52.063		26.554	231	22.941	177	33	1:42.520	54.158		26.747	233	21.615	181
15	1:43.841	52.512		27.470	203	23.859	178	34	1:39.599	52.537		26.076	233	20.986	184
16	1:44.685	52.747		26.892	221	25.046	178	35	1:38.882	52.330		25.638	233	20.914	184
17	1:45.018	53.631		27.244	225	24.143	178	36	1:38.778	52.342		25.497	233	20.939	184
18	1:48.959	53.699		27.010	225	28.250									
19	2:50.246	2:00.492		26.928	228	22.826	178								

Lap	Time	SE1	SP1	SE2	SP2	SE3	SP3	Lap	Time	SE1	SP1	SE2	SP2	SE3	SP3
11 David Mengesdorf, GER/ Raffael Bader, SUI								theoretical besttime: 1:38.004							
1	1:56.386	1:04.991		27.897	216	23.498	181	20	1:41.892	52.558		26.238	232	23.096	183
2	1:43.445	54.511		26.541	227	22.393	183	21	1:41.074	52.671		26.164	232	22.239	185
3	1:42.194	53.400		26.583	228	22.211	184	22	1:41.951	53.211		26.421	229	22.319	181
4	1:42.839	54.114		26.659	226	22.066	183	23	1:41.221	52.684		26.466	230	22.071	184
5	1:40.973	52.581		26.314	231	22.078	184	24	1:40.933	52.786		25.978	233	22.169	184
6	1:42.045	52.891		26.331	230	22.823	179	25	1:41.242	52.535		26.611	224	22.096	183
7	1:41.596	53.328		26.364	231	21.904	183	26	1:40.981	52.836		26.216	232	21.929	184
8	1:39.520	51.546		26.071	230	21.903	182	27	1:40.635	51.935		26.224	232	22.476	181
9	1:40.163	51.921		26.450	225	21.792	184	28	1:42.386	54.464		26.130	233	21.792	184
10	1:39.965	51.907		26.316	228	21.742	185	29	1:40.781	52.353		26.205	232	22.223	181
11	1:41.314	53.113		26.202	231	21.999	183	30	1:40.068	52.039		26.167	234	21.862	184
12	1:42.134	53.138		26.144	229	22.852	179	31	1:41.026	51.986		26.431	228	22.609	182
13	1:43.628	55.090		26.650	229	21.888	185	32	1:40.765	52.795		25.991	234	21.979	180
14	1:41.293	52.743		26.366	231	22.184	184	33	1:40.400	51.818		26.765	220	21.817	182
15	1:44.446	53.407		27.043	210	23.996	178	34	1:39.239	52.062		25.957	233	21.220	183
16	1:50.695	54.060		26.691	221	29.944		35	1:38.358	51.825		25.455	232	21.078	183
17	2:47.650	1:57.110		27.012	204	23.528	182	36	1:38.981	52.397		25.380	233	21.204	183
18	1:42.972	53.622		26.509	226	22.841	183								
19	1:41.762	52.701		26.218	229	22.843	182								

Lap	Time	SE1	SP1	SE2	SP2	SE3	SP3	Lap	Time	SE1	SP1	SE2	SP2	SE3	SP3
12 Oleg Petrishin, RUS/ Korbinian Baier, GER								theoretical besttime: 1:44.775							
1	2:09.759	1:14.487		30.717	197	24.555	178	18	1:54.502	1:00.028		29.365	201	25.109	172
2	1:52.184	58.612		29.597	205	23.975	178	19	1:57.536	1:00.192		31.687	174	25.657	169
3	1:50.741	57.716		29.343	204	23.682	180	20	1:52.661	58.230		30.084	198	24.347	174
4	1:49.250	57.138		28.594	210	23.518	179	21	1:50.777	57.271		28.941	207	24.565	176
5	1:48.424	56.323		28.542	211	23.559	180	22	1:50.471	56.755		29.664	199	24.052	176
6	1:46.706	55.166		28.339	211	23.201	178	23	1:52.742	57.102		28.819	199	26.821	172
7	1:47.949	56.124		28.657	208	23.168	179	24	1:50.792	57.867		29.009	208	23.916	174
8	1:45.641	54.152		28.385	211	23.104	179	25	1:48.362	56.016		28.737	208	23.609	173
9	1:54.518	57.531		31.578	203	25.409	155	26	1:50.409	55.624		30.057	205	24.728	175
10	2:03.827	1:04.948		32.729	199	26.150	156	27	1:50.062	57.727		28.373	211	23.962	176
11	1:56.022	1:02.903		28.956	206	24.163	157	28	1:49.487	57.316		28.411	213	23.760	176
12	1:50.144	57.087		28.267	212	24.790	173	29	1:47.721	55.630		28.516	205	23.575	176
13	1:47.717	55.662		28.408	205	23.647	179	30	1:53.137	58.080		30.602	197	24.455	177
14	1:52.009	57.579		29.113	198	25.317	177	31	1:49.395	56.454		29.580	196	23.361	176
15	1:49.106	55.930		28.447	201	24.729	177	32	1:45.659	55.036		27.948	215	22.675	178
16	1:58.121	56.991		30.664	198	30.466		33	1:45.997	55.023		28.150	203	22.824	178
17	3:13.563	2:16.812		30.984	186	25.767	172								



ADAC GT Masters

Lap analysis Rennen 2

Provisional



Nürburgring, Length: 3618 m

Air temperature: 14.2°C

Track temperature: 17.1°C

Weather condition: Wet



Reg. Nr.: 229/2012

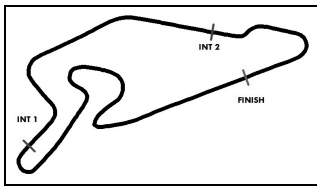
Sunday 15.7.2012 12:30

**ADAC Masters
Weekend**

Lap	Time	SE1	SP1	SE2	SP2	SE3	SP3	Lap	Time	SE1	SP1	SE2	SP2	SE3	SP3
14 Christian Ott, GER/ Philipp Eng, AUT								theoretical besttime: 1:38.507							
1	1:51.662	1:01.763		26.699	219	23.200	185	19	1:47.201	53.412		26.706	224	27.083	
2	1:41.485	52.373		26.400	229	22.712	185	20	3:18.209	2:24.412		28.662	210	25.135	182
3	1:41.547	52.614		26.324	227	22.609	184	21	1:46.279	55.358		27.620	221	23.301	185
4	1:40.917	52.559		26.208	231	22.150	184	22	1:44.185	54.122		27.187	222	22.876	183
5	1:40.691	52.229		26.137	233	22.325	182	23	1:44.807	54.112		27.976	222	22.719	183
6	1:40.417	51.801		26.187	232	22.429	182	24	1:41.673	52.753		26.580	226	22.340	185
7	1:41.271	52.850		26.142	234	22.279	183	25	1:43.335	53.632		27.005	225	22.698	183
8	1:39.919	51.500		26.148	235	22.271	183	26	1:44.282	53.666		27.318	225	23.298	183
9	1:40.107	51.727		26.034	233	22.346	184	27	1:44.128	54.416		27.181	226	22.531	183
10	1:40.465	51.686		26.474	233	22.305	184	28	1:43.018	53.776		26.729	230	22.513	181
11	1:41.444	52.436		26.343	230	22.665	183	29	1:42.423	53.205		26.765	227	22.453	184
12	1:41.542	52.316		26.382	232	22.844	182	30	1:43.012	53.420		26.800	230	22.792	183
13	1:41.234	51.927		26.390	227	22.917	183	31	1:49.043	59.879		26.920	231	22.244	183
14	1:41.514	52.121		26.549	231	22.844	182	32	1:41.421	52.940		26.503	235	21.978	184
15	1:43.237	52.382		27.118	217	23.737	182	33	1:40.960	52.876		26.167	236	21.917	185
16	1:45.532	52.658		26.971	216	25.903	180	34	1:41.272	53.119		26.211	237	21.942	185
17	1:43.751	52.708		26.808	221	24.235	180	35	1:40.073	53.066		25.314	236	21.693	184
18	1:43.934	53.885		26.757	224	23.292	183								

Lap	Time	SE1	SP1	SE2	SP2	SE3	SP3	Lap	Time	SE1	SP1	SE2	SP2	SE3	SP3
15 Swen Dolenc, GER/ Martin Ragginger, AUT								theoretical besttime: 1:37.514							
1	1:44.718	56.278		26.458	233	21.982	186	20	1:46.419	52.360		26.435	230	27.624	
2	1:39.171	51.525		25.896	239	21.750	187	21	2:49.930	2:00.405		26.775	229	22.750	185
3	1:39.744	51.710		26.199	235	21.835	189	22	1:42.445	53.670		26.451	235	22.324	187
4	1:39.205	51.415		26.070	237	21.720	188	23	1:42.205	53.021		26.616	231	22.568	185
5	1:38.826	51.382		25.720	241	21.724	187	24	1:42.805	53.701		26.619	232	22.485	186
6	1:38.448	51.073		25.756	241	21.619	187	25	1:42.015	52.802		26.742	228	22.471	186
7	1:38.537	51.183		25.731	240	21.623	188	26	1:41.914	52.707		26.653	231	22.554	185
8	1:39.563	50.925		26.961	228	21.677	186	27	1:42.857	53.773		26.601	232	22.483	185
9	1:38.304	50.851		25.697	241	21.756	188	28	1:42.522	53.710		26.501	236	22.311	184
10	1:38.654	51.019		25.837	242	21.798	187	29	1:42.247	53.512		26.428	233	22.307	186
11	1:38.992	51.429		25.976	239	21.587	187	30	1:43.370	53.478		26.626	232	23.266	184
12	1:39.756	51.299		26.394	235	22.063	188	31	1:44.711	55.289		27.093	230	22.329	184
13	1:39.195	51.378		26.084	240	21.733	188	32	1:41.332	52.801		26.352	237	22.179	184
14	1:38.946	51.070		25.960	236	21.916	188	33	1:41.249	53.190		26.294	239	21.765	185
15	1:40.394	51.262		26.725	224	22.407	187	34	1:41.258	53.563		26.111	240	21.584	186
16	1:44.236	52.515		27.719	199	24.002	184	35	1:40.521	53.552		25.476	240	21.493	185
17	1:42.159	52.278		26.547	222	23.334	184	36	1:39.390	52.727		25.390	241	21.273	186
18	1:42.702	53.128		26.712	226	22.862	186								
19	1:41.812	53.009		26.344	230	22.459	187								

Lap	Time	SE1	SP1	SE2	SP2	SE3	SP3	Lap	Time	SE1	SP1	SE2	SP2	SE3	SP3
16 Andrina Gugger, SUI/ Otto Klohs, GER								theoretical besttime: 1:41.256							
1	2:03.093	1:09.643		29.021	204	24.429	181	19	1:45.254	54.449		27.237	220	23.568	182
2	1:46.222	55.719		27.241	222	23.262	184	20	1:45.269	55.066		27.177	224	23.026	185
3	1:43.110	53.864		26.750	228	22.496	186	21	1:44.471	54.238		27.123	227	23.110	185
4	1:43.774	53.896		26.725	230	23.153	185	22	1:44.663	54.279		27.030	228	23.354	182
5	1:42.454	53.275		26.652	227	22.527	185	23	1:45.263	54.730		26.959	227	23.574	185
6	1:42.190	52.825		26.573	230	22.792	185	24	1:47.521	55.063		28.435	212	24.023	184
7	1:42.003	52.654		26.596	224	22.753	185	25	1:46.134	54.854		27.769	219	23.511	184
8	1:41.964	52.858		26.676	232	22.430	183	26	1:45.071	54.300		27.458	223	23.313	184
9	1:42.772	52.819		26.727	228	23.226	184	27	1:44.744	54.315		27.024	222	23.405	185
10	1:42.075	53.083		26.607	226	22.385	185	28	1:43.285	53.600		26.843	226	22.842	186
11	1:42.221	52.550		26.794	221	22.877	184	29	1:44.261	53.883		26.805	226	23.573	184
12	1:42.531	53.179		26.828	225	22.524	186	30	1:43.072	53.794		26.911	230	22.367	186
13	1:43.835	53.364		26.866	222	23.605	184	31	1:43.354	53.918		26.862	233	22.574	185
14	1:45.197	54.328		27.292	216	23.577	184	32	1:46.929	55.153		28.992	222	22.784	186
15	1:57.831	56.194		27.890	214	33.747		33	1:43.595	54.247		26.654	231	22.694	184
16	2:54.301	2:01.801		28.055	214	24.445	181	34	1:44.893	55.370		27.038	229	22.485	185
17	1:49.209	55.994		28.107	209	25.108	179	35	1:42.939	54.108		26.339	233	22.492	185
18	1:47.144	55.902		27.887	222	23.355	184								



ADAC GT Masters

Lap analysis Rennen 2

Provisional



Nürburgring, Length: 3618 m

Air temperature: 14.2°C

Track temperature: 17.1°C

Weather condition: Wet



Reg. Nr.: 229/2012

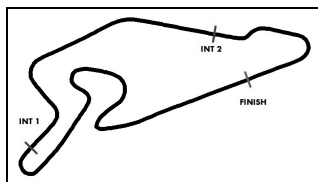
Sunday 15.7.2012 12:30

**ADAC Masters
Weekend**

Lap	Time	SE1	SP1	SE2	SP2	SE3	SP3	Lap	Time	SE1	SP1	SE2	SP2	SE3	SP3
17 Remo Lips, SUI/ Frank Schmicler, GER								theoretical besttime: 1:38.897							
1	2:01.096	1:08.963		28.645	206	23.488	179	19	3:06.103	2:15.365		27.058	229	23.680	180
2	1:45.465	54.670		27.138	217	23.657	177	20	1:44.533	54.923		26.528	228	23.082	182
3	1:43.226	53.479		26.753	229	22.994	181	21	1:44.208	54.505		26.681	231	23.022	183
4	1:43.600	54.241		26.924	229	22.435	183	22	1:45.152	54.933		27.218	231	23.001	183
5	1:42.526	53.384		26.570	233	22.572	180	23	1:43.191	53.614		26.653	233	22.924	182
6	1:41.861	53.037		26.379	233	22.445	184	24	1:42.426	53.427		26.660	233	22.339	182
7	1:41.892	52.809		26.641	233	22.442	183	25	1:53.517	1:04.045		26.675	233	22.797	181
8	1:41.777	53.024		26.723	229	22.030	184	26	1:44.507	55.088		27.143	235	22.276	184
9	1:41.328	52.851		26.336	231	22.141	183	27	1:43.933	54.290		26.182	233	23.461	183
10	1:41.133	52.671		26.419	230	22.043	184	28	1:43.187	53.817		26.455	236	22.915	184
11	1:43.158	53.153		26.828	223	23.177	182	29	1:43.705	53.990		26.486	233	23.229	180
12	1:42.237	52.600		26.896	227	22.741	180	30	1:41.744	53.346		26.116	236	22.282	181
13	1:44.537	53.741		27.460	212	23.336	179	31	1:42.593	53.633		26.327	237	22.633	182
14	1:44.398	53.594		27.181	224	23.623	180	32	1:42.790	53.961		26.399	237	22.430	185
15	1:46.949	54.268		27.773	210	24.908	172	33	1:41.336	53.725		26.092	237	21.519	183
16	1:47.693	54.641		27.660	215	25.392	171	34	1:39.604	53.307		25.115	237	21.182	186
17	1:46.355	54.520		27.346	219	24.489	179	35	1:40.582	53.964		25.216	237	21.402	181
18	1:53.961	55.211		27.900	218	30.850									

Lap	Time	SE1	SP1	SE2	SP2	SE3	SP3	Lap	Time	SE1	SP1	SE2	SP2	SE3	SP3
18 Toni Seiler, SUI/ Frank Kechele, GER								theoretical besttime: 1:39.345							
1	1:48.947	58.562		26.925	205	23.460	184	19	1:44.169	54.157		26.647	226	23.365	183
2	1:41.738	52.788		26.013	236	22.937	182	20	1:49.093	54.027		26.622	229	28.444	
3	1:40.230	52.542		25.760	236	21.928	185	21	2:51.194	1:59.929		27.803	218	23.462	181
4	1:39.575	51.848		25.766	236	21.961	185	22	1:45.437	55.054		27.622	229	22.761	180
5	1:39.731	51.714		25.840	238	22.177	185	23	1:43.429	53.887		26.834	233	22.708	183
6	1:39.731	51.772		25.703	237	22.256	185	24	1:58.990	1:08.855		26.998	225	23.137	182
7	1:43.753	54.137		27.320	230	22.296	185	25	1:45.826	53.966		27.754	219	24.106	182
8	1:40.548	52.486		26.031	237	22.031	185	26	1:44.365	54.454		27.511	230	22.400	184
9	1:39.843	51.786		25.935	237	22.122	186	27	1:43.848	54.211		27.261	233	22.376	183
10	1:40.281	52.059		25.838	236	22.384	185	28	1:45.339	54.126		27.103	224	24.110	181
11	1:40.924	52.596		26.072	235	22.256	186	29	1:43.415	53.483		27.093	231	22.839	184
12	1:41.190	52.611		26.208	235	22.371	186	30	1:43.931	54.290		26.931	234	22.710	179
13	1:41.833	52.967		26.338	234	22.528	186	31	1:42.940	53.507		26.827	233	22.606	181
14	1:41.101	52.378		26.135	235	22.588	185	32	1:42.810	53.664		26.750	230	22.396	186
15	1:44.690	52.752		26.651	221	25.287	179	33	1:41.882	52.854		26.977	228	22.051	186
16	1:48.531	53.888		27.016	203	27.627	175	34	1:41.782	53.702		26.042	232	22.038	185
17	1:45.128	53.827		26.755	220	24.546	180	35	1:42.176	53.441		26.172	233	22.563	184
18	1:44.451	53.831		26.902	223	23.718	182								

Lap	Time	SE1	SP1	SE2	SP2	SE3	SP3	Lap	Time	SE1	SP1	SE2	SP2	SE3	SP3
19 Abdulaziz Al Faisal, KSA/ Mirko Bortolotti, ITA								theoretical besttime: 1:38.322							
1	1:50.847	1:01.240		26.727	217	22.880	179	20	1:47.183	53.317		26.697	227	27.169	
2	1:41.380	52.527		26.316	228	22.537	178	21	2:51.045	2:01.500		27.115	222	22.430	178
3	1:41.250	52.754		26.197	230	22.299	180	22	1:41.625	53.054		26.595	226	21.976	179
4	1:40.232	52.275		26.053	231	21.904	180	23	1:41.811	53.062		26.411	230	22.338	179
5	1:39.598	51.663		25.980	232	21.955	180	24	1:42.004	53.233		26.494	229	22.277	179
6	1:40.219	51.901		26.243	230	22.075	180	25	1:41.314	52.567		26.575	228	22.172	179
7	1:40.672	51.748		26.375	229	22.549	180	26	1:41.145	52.630		26.531	228	21.984	179
8	1:40.549	52.380		26.147	232	22.022	179	27	1:41.446	52.773		26.537	228	22.136	179
9	1:39.853	51.941		26.033	230	21.879	180	28	1:42.993	52.971		27.365	222	22.657	178
10	1:40.571	52.283		26.145	230	22.143	180	29	1:42.599	53.178		27.193	227	22.228	179
11	1:40.699	52.331		26.334	229	22.034	179	30	1:42.002	53.018		26.832	228	22.152	179
12	1:41.438	52.717		26.282	229	22.439	180	31	1:43.686	53.921		27.044	227	22.721	176
13	1:43.581	54.180		26.752	222	22.649	179	32	1:43.396	53.673		27.243	226	22.480	176
14	1:41.973	53.011		26.263	229	22.699	178	33	1:41.654	53.395		26.487	231	21.772	180
15	1:43.541	52.984		26.988	215	23.569	178	34	1:41.875	54.038		26.266	230	21.571	180
16	1:44.819	53.125		26.862	205	24.832	173	35	1:44.099	55.190		26.674	231	22.235	179
17	1:43.509	53.160		26.567	218	23.782	174	36	1:40.308	53.649		25.603	231	21.056	182
18	1:42.975	53.578		26.328	224	23.069	176								
19	1:42.650	53.298		26.451	225	22.901	177								



ADAC GT Masters

Lap analysis Rennen 2

Provisional



Nürburgring, Length: 3618 m

Air temperature: 14.2°C

Track temperature: 17.1°C

Weather condition: Wet

DMSB Reg. Nr.: 229/2012
Deutscher Motor Sport Bund e.V.

Sunday 15.7.2012 12:30

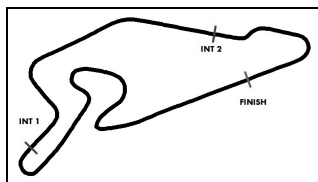
**ADAC Masters
Weekend**

Lap	Time	SE1	SP1	SE2	SP2	SE3	SP3	Lap	Time	SE1	SP1	SE2	SP2	SE3	SP3
20	Claudia Hürtgen, GER/ Dominik Schwager, GER							theoretical besttime: 1:37.491							
1	1:47.131	57.582		27.158	216	22.391	180	20	2:47.421	1:58.154		26.219	229	23.048	178
2	1:39.781	51.706		26.260	229	21.815	180	21	1:42.210	52.852		27.227	228	22.131	179
3	1:39.381	51.573		26.072	230	21.736	181	22	1:40.511	52.409		26.131	230	21.971	180
4	1:40.569	52.520		26.250	228	21.799	181	23	1:40.197	52.518		25.974	230	21.705	181
5	1:39.987	51.765		26.244	229	21.978	180	24	1:40.311	52.640		25.949	234	21.722	181
6	1:39.357	51.563		26.053	230	21.741	181	25	1:42.071	52.889		27.250	222	21.932	181
7	1:39.048	51.303		26.072	230	21.673	180	26	1:41.617	53.737		26.015	232	21.865	181
8	1:39.553	51.635		26.114	231	21.804	180	27	1:40.304	52.462		26.063	232	21.779	181
9	1:39.455	51.608		26.158	229	21.689	181	28	1:41.517	52.579		26.598	227	22.340	178
10	1:39.629	51.728		26.102	231	21.799	180	29	1:40.521	52.866		26.063	230	21.592	182
11	1:40.044	51.961		26.261	229	21.822	181	30	1:40.677	52.547		26.367	232	21.763	182
12	1:41.483	52.971		26.432	229	22.080	181	31	1:41.100	52.788		26.420	231	21.892	179
13	1:40.396	52.315		26.196	230	21.885	181	32	1:41.162	52.844		26.256	232	22.062	180
14	1:40.749	51.996		26.162	230	22.591	179	33	1:41.292	53.316		26.216	232	21.760	179
15	1:41.292	52.033		26.613	222	22.646	179	34	1:41.377	53.500		26.310	233	21.567	180
16	1:43.097	52.483		26.885	221	23.729	175	35	1:40.429	53.549		25.572	233	21.308	180
17	1:44.299	52.887		26.851	212	24.561	176	36	1:39.185	52.997		25.035	235	21.153	181
18	1:45.031	53.605		27.449	206	23.977	176								
19	1:48.616	54.535		26.867	222	27.214									

Lap	Time	SE1	SP1	SE2	SP2	SE3	SP3	Lap	Time	SE1	SP1	SE2	SP2	SE3	SP3
21	Edward Sandström, SWE/ Christopher Mies, GER							theoretical besttime: 1:36.904							
1	1:45.693	56.911		26.896	227	21.886	181	20	1:46.237	52.501		26.268	221	27.468	
2	1:39.087	51.261		25.906	231	21.920	180	21	2:46.059	1:56.929		26.602	229	22.528	179
3	1:39.301	51.654		25.740	232	21.907	182	22	1:42.561	53.530		26.580	231	22.451	178
4	1:39.328	51.686		25.781	232	21.861	181	23	1:47.272	53.320		26.742	230	27.210	
5	1:38.701	51.355		25.621	233	21.725	181	24	2:00.807	1:12.563		26.310	231	21.934	181
6	1:38.584	51.141		25.781	232	21.662	181	25	1:43.249	54.752		26.461	229	22.036	180
7	1:38.597	51.072		25.747	232	21.778	180	26	1:40.941	52.152		26.603	230	22.186	179
8	1:39.848	51.091		26.638	215	22.119	180	27	1:41.845	52.730		26.936	229	22.179	178
9	1:39.010	50.995		26.388	231	21.627	180	28	1:42.251	53.012		26.561	229	22.678	178
10	1:38.723	51.343		25.817	231	21.563	180	29	1:41.279	52.761		26.481	229	22.037	180
11	1:39.179	51.673		25.795	230	21.711	179	30	1:41.768	52.826		26.919	229	22.023	178
12	1:39.479	51.625		25.840	230	22.014	180	31	1:40.855	52.460		26.330	231	22.065	177
13	1:39.613	51.474		25.970	229	22.169	180	32	1:40.643	52.527		26.345	230	21.771	179
14	1:39.390	51.490		25.895	230	22.005	180	33	1:45.547	52.223		26.452	230	26.872	
15	1:40.509	51.484		26.486	223	22.539	178	34	1:56.755	1:10.115		25.765	232	20.875	182
16	1:43.744	52.013		26.725	206	25.006	174	35	1:41.901	54.303		26.503	229	21.095	182
17	1:44.894	53.057		27.089	181	24.748	176	36	1:38.490	52.484		25.034	230	20.972	182
18	1:42.851	52.838		26.777	211	23.236	176								
19	1:41.929	52.771		26.427	218	22.731	177								

Lap	Time	SE1	SP1	SE2	SP2	SE3	SP3	Lap	Time	SE1	SP1	SE2	SP2	SE3	SP3
22	Christian Abt, GER/ Luca Ludwig, GER							theoretical besttime: 1:39.379							
1	2:01.615	1:10.759		28.016	203	22.840	179	8	2:20.176	1:32.388		26.159	228	21.629	178
2	1:41.078	52.679		26.487	227	21.912	174	9	1:39.568	51.672		26.146	227	21.750	178
3	1:41.672	53.515		26.276	228	21.881	181	10	1:39.730	51.923		26.246	225	21.561	179
4	1:41.589	52.847		26.398	228	22.344	180	11	1:40.607	51.875		26.583	224	22.149	179
5	1:41.199	53.097		26.288	230	21.814	180	12	1:40.425	52.037		26.326	225	22.062	177
6	1:40.800	52.163		26.172	230	22.465	178	13	1:41.032	52.454		26.316	224	22.262	179
7	1:45.818	52.450		26.477	222	26.891		14	1:46.370	52.273		26.641	217	27.456	

Lap	Time	SE1	SP1	SE2	SP2	SE3	SP3	Lap	Time	SE1	SP1	SE2	SP2	SE3	SP3
23	Martin Matzke, CZE/ Fredrik Lestrup, SWE							theoretical besttime: 1:38.045							
1	1:54.988	1:03.976		28.278	208	22.734	178	20	1:43.933	54.230		26.694	229	23.009	176
2	1:42.288	53.166		26.674	224	22.448	179	21	1:42.846	53.280		26.983	228	22.583	178
3	1:43.581	54.136		27.105	227	22.340	177	22	1:43.684	54.271		26.669	226	22.744	177
4	1:43.116	54.156		26.999	227	21.961	179	23	1:42.292	53.588		26.425	229	22.279	178
5	1:41.135	52.340		26.381	229	22.414	176	24	1:41.871	52.858		26.587	229	22.426	178
6	1:40.375	51.822		26.571	228	21.982	178	25	1:42.024	53.356		26.459	229	22.209	179
7	1:40.300	51.911		26.383	228	22.006	178	26	1:42.171	53.554		26.461	229	22.156	179
8	1:40.277	52.007		26.485	227	21.785	176	27	1:41.891	53.326		26.434	229	22.131	178
9	1:40.499	52.440		26.353	227	21.706	179	28	1:42.210	53.546		26.489	229	22.175	179
10	1:39.980	51.832		26.376	229	21.772	179	29	1:42.480	53.791		26.369	229	22.320	179



ADAC GT Masters

Lap analysis Rennen 2

Provisional



Nürburgring, Length: 3618 m

Air temperature: 14.2°C

Track temperature: 17.1°C

Weather condition: Wet



Reg. Nr.: 229/2012

Sunday 15.7.2012 12:30

**ADAC Masters
Weekend**

Lap	Time	SE1	SP1	SE2	SP2	SE3	SP3	Lap	Time	SE1	SP1	SE2	SP2	SE3	SP3
11	1:41.337	52.451		26.881	228	22.005	179	30	1:42.043	53.118		26.412	229	22.513	178
12	1:41.261	52.238		26.347	229	22.676	177	31	1:42.404	53.755		26.616	226	22.033	179
13	1:41.331	52.601		26.574	229	22.156	179	32	1:42.432	53.680		26.579	226	22.173	178
14	1:42.383	53.067		26.781	230	22.535	179	33	1:41.743	53.421		26.251	230	22.071	179
15	1:44.454	54.462		26.866	223	23.126	176	34	1:41.704	54.081		26.115	229	21.508	180
16	1:49.170	54.269		26.735	227	28.166		35	1:41.318	54.704		25.306	231	21.308	180
17	2:51.049	2:00.190		27.539	222	23.320	176	36	1:40.072	53.623		24.915	231	21.534	181
18	1:44.906	55.135		26.767	228	23.004	177								
19	1:44.416	54.854		26.786	228	22.776	177								

25 Georg Engelhardt, GER/ Marco Seefried, GER

theoretical besttime: 1:38.544

1	1:48.365	59.610		26.291	224	22.464	181	11	1:39.583	51.864		26.022	235	21.697	183
2	1:40.647	52.885		26.003	237	21.759	183	12	1:39.397	51.518		26.041	233	21.838	184
3	1:39.625	52.155		25.785	235	21.685	184	13	1:39.954	51.955		26.039	235	21.960	183
4	1:40.145	52.050		26.204	234	21.891	181	14	1:41.007	52.682		26.027	234	22.298	179
5	1:40.418	52.251		26.230	235	21.937	184	15	1:41.374	52.685		26.331	230	22.358	182
6	1:39.507	51.689		25.847	236	21.971	183	16	1:46.103	53.354		27.717		25.032	175
7	1:40.788	52.472		25.891	237	22.425	184	17	1:45.228	53.651		27.066	214	24.511	181
8	1:38.753	51.249		25.994	234	21.510	183	18	1:45.635	53.947		28.196	211	23.492	179
9	1:39.540	51.550		26.345	232	21.645	182	19	1:56.069	55.860		29.098	194	31.111	
10	1:39.468	51.966		25.924	233	21.578	182								

26 Rene Bourdeaux, GER/ Alfred Renauer, GER

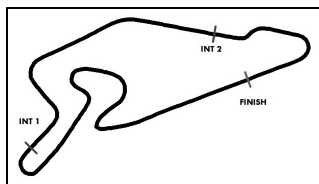
theoretical besttime: 1:39.385

1	1:55.400	1:04.502		27.826	210	23.072	184	20	1:44.866	54.905		26.791	224	23.170	178
2	1:42.133	53.321		26.381	235	22.431	184	21	1:42.677	53.341		26.813	221	22.523	183
3	1:42.474	53.537		26.576	234	22.361	184	22	1:43.391	53.708		26.868	220	22.815	182
4	1:41.606	53.361		26.300	235	21.945	183	23	1:42.913	53.437		26.628	228	22.848	183
5	1:41.007	52.488		26.366	231	22.153	184	24	1:42.852	53.215		26.830	227	22.807	182
6	1:40.231	51.916		26.148	234	22.167	184	25	1:42.034	53.100		26.557	229	22.377	183
7	1:40.925	52.441		26.382	234	22.102	184	26	1:42.241	53.332		26.493	229	22.416	183
8	1:40.139	52.023		25.981	235	22.135	183	27	1:42.025	53.014		26.467	229	22.544	182
9	1:39.956	51.936		26.066	235	21.954	185	28	1:42.532	53.357		26.566	229	22.609	182
10	1:40.473	52.062		26.348	234	22.063	184	29	1:42.428	53.221		26.515	230	22.692	183
11	1:41.164	52.477		26.359	234	22.328	184	30	1:42.495	52.975		26.483	230	23.037	182
12	1:41.134	52.250		26.379	228	22.505	184	31	1:42.065	53.231		26.380	233	22.454	183
13	1:40.889	52.319		26.282	232	22.288	184	32	1:41.935	52.729		26.522	234	22.684	179
14	1:40.844	52.207		26.290	227	22.347	184	33	1:42.416	53.062		26.666	228	22.688	181
15	1:42.637	52.481		26.864	222	23.292	180	34	1:54.564	1:05.278		26.337	229	22.949	178
16	1:44.705	53.643		26.550	224	24.512	180	35	1:41.975	53.923		25.622	235	22.430	181
17	1:44.831	53.526		26.826	223	24.479	180	36	1:41.634	52.979		25.524	232	23.131	178
18	1:48.489	53.610		26.615	226	28.264									
19	2:54.509	2:02.859		28.164	211	23.486	179								

27 Andreas Wirth, GER/ Heinz-Harald Frentzen, GER

theoretical besttime: 1:37.839

1	2:24.019	1:34.818		27.035	231	22.166	185	20	2:53.303	2:01.924		27.069	227	24.310	179
2	1:40.533	52.334		26.195	234	22.004	176	21	1:42.986	53.866		26.567	233	22.553	181
3	1:42.816	54.506		26.721	233	21.589	186	22	1:43.854	54.902		26.520	234	22.432	179
4	1:40.464	52.621		26.232	234	21.611	186	23	1:42.631	53.149		26.350	232	23.132	178
5	1:39.815	52.119		26.179	235	21.517	180	24	1:41.747	52.899		26.439	236	22.409	181
6	1:39.717	52.084		25.894	234	21.739	183	25	1:42.362	52.434		27.103	220	22.825	184
7	1:39.245	51.693		26.087	230	21.465	182	26	1:41.438	52.659		26.285	235	22.494	182
8	1:39.640	51.898		25.943	235	21.799	183	27	1:41.761	53.274		26.207	237	22.280	185
9	1:40.097	51.996		26.315	234	21.786	182	28	1:41.156	52.644		26.130	234	22.382	185
10	1:39.643	51.859		26.053	231	21.731	184	29	1:41.384	52.899		26.119	235	22.366	185
11	1:39.921	52.159		25.840	235	21.922	180	30	1:41.207	52.825		26.239	236	22.143	184
12	1:39.966	52.156		25.857	234	21.953	180	31	1:40.715	52.459		26.398	235	21.858	185
13	1:40.774	52.853		26.025	233	21.896	187	32	1:41.338	53.125		26.143	236	22.070	184
14	1:40.260	52.436		25.950	234	21.874	185	33	1:41.446	53.213		26.149	238	22.084	185
15	1:43.966	52.479		26.879	221	24.608	175	34	1:40.802	53.247		25.757	238	21.798	184
16	1:45.941	54.189		27.329	193	24.423	175	35	1:40.393	53.751		25.174	238	21.468	186
17	1:43.833	53.307		27.113	211	23.413	183	36	1:38.510	52.364		25.139	235	21.007	189
18	1:43.757	53.170		26.691	218	23.896	182								



ADAC GT Masters

Lap analysis Rennen 2

Provisional



Nürburgring, Length: 3618 m

Air temperature: 14.2°C

Track temperature: 17.1°C

Weather condition: Wet



Reg. Nr.: 229/2012

Sunday 15.7.2012 12:30

**ADAC Masters
Weekend**

Lap	Time	SE1	SP1	SE2	SP2	SE3	SP3	Lap	Time	SE1	SP1	SE2	SP2	SE3	SP3
19	1:47.928	53.669		26.751	223	27.508									

28 Diego Alessi, ITA/ Daniel Keilwitz, GER

theoretical besttime: 1:39.247

1	2:04.251	1:13.363		27.597	208	23.291	186	12	1:41.013	52.169		26.244	234	22.600	183
2	1:40.586	52.235		26.466	224	21.885	185	13	1:41.127	52.290		26.359	235	22.478	186
3	1:40.639	52.319		26.379	235	21.941	180	14	1:42.468	53.134		26.345	231	22.989	183
4	1:41.453	53.212		26.142	236	22.099	186	15	1:42.819	52.911		26.590	226	23.318	183
5	1:39.740	51.701		25.935	238	22.104	186	16	1:44.322	52.969		26.153	232	25.200	177
6	1:40.676	51.631		26.018	238	23.027	185	17	1:43.048	53.415		26.175	234	23.458	182
7	1:39.457	51.841		25.865	238	21.751	186	18	1:46.449	52.933		26.297	234	27.219	
8	1:40.305	51.887		26.234	239	22.184	184	19	6:00.355	2:01.077		27.007	234	3:32.271	140
9	1:40.559	52.355		26.238	238	21.966	183	20	1:59.722	1:01.044		33.412	187	25.266	179
10	1:40.130	52.267		26.044	236	21.819	182	21	2:09.051	59.477		30.184	216	39.390	
11	1:40.973	52.208		26.677	223	22.088	185								

29 Robert Renauer, GER/ Nicki Thiim, DEN

theoretical besttime: 1:37.872

1	1:51.970	1:02.417		26.722	230	22.831	180	20	1:45.757	52.581		26.520	222	26.656	
2	1:40.446	52.435		26.130	234	21.881	185	21	2:48.548	1:59.980		26.195	236	22.373	183
3	1:39.883	51.769		26.288	234	21.826	185	22	1:40.840	52.641		26.040	238	22.159	184
4	1:39.508	51.734		25.851	237	21.923	184	23	1:42.070	53.313		26.374	234	22.383	184
5	1:39.311	51.815		25.758	237	21.738	184	24	1:41.188	52.670		26.315	234	22.203	185
6	1:39.151	51.434		25.760	237	21.957	184	25	1:42.351	52.770		27.294	214	22.287	185
7	1:39.903	52.512		25.692	238	21.699	184	26	1:41.651	53.411		26.170	234	22.070	185
8	1:39.424	51.848		25.896	238	21.680	184	27	1:40.468	52.237		26.198	235	22.033	184
9	1:39.870	51.835		26.098	233	21.937	184	28	1:41.546	52.494		26.744	232	22.308	183
10	1:39.699	52.084		25.882	237	21.733	183	29	1:40.306	52.335		26.005	234	21.966	185
11	1:39.865	52.093		25.998	237	21.774	184	30	1:40.860	52.611		26.160	235	22.089	184
12	1:39.998	51.863		25.853	235	22.282	184	31	1:42.042	53.518		26.431	235	22.093	184
13	1:39.855	51.810		25.826	236	22.219	183	32	1:41.021	52.819		26.299	236	21.903	184
14	1:40.058	51.893		26.007	235	22.158	183	33	1:41.121	53.352		26.171	237	21.598	184
15	1:42.071	52.801		26.662	226	22.608	183	34	1:41.177	53.460		26.448	235	21.269	186
16	1:42.090	52.380		26.383	221	23.327	179	35	1:40.763	53.887		25.671	237	21.205	185
17	1:42.103	52.511		26.399	217	23.193	180	36	1:39.493	53.055		25.275	239	21.163	184
18	1:42.742	52.402		27.446	217	22.894	182								
19	1:42.419	53.668		26.143	225	22.608	183								

31 Michael Schulze, GER/ Tobias Schulze, GER

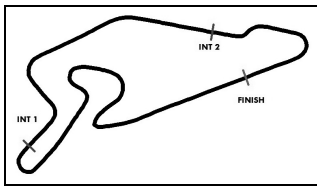
theoretical besttime: 1:38.444

1	1:59.038	1:07.702		27.879	211	23.457	177	19	1:50.822	55.156		27.267	221	28.399	
2	1:44.918	55.761		26.816	227	22.341	179	20	2:54.275	2:03.467		27.633	218	23.175	178
3	1:43.058	54.370		26.434	230	22.254	179	21	1:46.358	55.750		27.762	217	22.846	178
4	1:42.675	53.893		26.710	228	22.072	178	22	1:45.169	54.934		27.497	216	22.738	179
5	1:41.548	53.132		26.395	229	22.021	178	23	1:49.893	54.508		27.307	222	28.078	
6	1:42.124	53.507		26.409	231	22.208	179	24	2:09.716	1:12.658		32.207	168	24.851	178
7	1:40.883	52.529		26.388	231	21.966	179	25	1:47.054	56.449		27.439	220	23.166	179
8	1:41.192	52.683		26.037	232	22.472	178	26	1:49.422	58.768		27.330	221	23.324	175
9	1:40.642	52.729		26.236	231	21.677	179	27	1:45.998	54.953		27.400	223	23.645	174
10	1:40.643	52.353		26.386	230	21.904	180	28	1:44.062	54.673		26.874	225	22.515	179
11	1:40.878	52.580		26.180	231	22.118	177	29	1:42.611	53.736		26.851	227	22.024	180
12	1:42.445	53.158		26.799	226	22.488	177	30	1:44.289	55.294		26.853	229	22.142	178
13	1:41.743	53.076		26.269	230	22.398	179	31	1:42.553	53.687		26.510	230	22.356	176
14	1:42.316	53.403		26.291	231	22.622	179	32	1:42.535	53.530		26.848	229	22.157	179
15	1:45.534	54.212		27.158	223	24.164	168	33	1:42.410	53.583		26.363	235	22.464	178
16	1:47.108	55.019		27.466	169	24.623	170	34	1:43.080	55.553		26.356	232	21.171	180
17	1:45.980	55.519		27.132	218	23.329	176	35	1:39.546	53.455		25.102	234	20.989	184
18	1:45.058	54.763		26.981	222	23.314	174								

32 Ferdinand Stuck, AUT/ Johannes Stuck, AUT

theoretical besttime: 1:39.309

1	2:06.411	1:15.908		26.952	230	23.551	177	19	1:46.835	53.591		26.749	229	26.495	
2	1:41.424	53.353		26.333	231	21.738	181	20	2:59.833	2:09.180		27.377	226	23.276	177
3	1:41.116	52.781		26.428	232	21.907	180	21	1:42.976	53.052		27.062	230	22.862	179
4	1:41.537	52.453		27.257	227	21.827	181	22	1:44.037	54.017		27.303	231	22.717	180
5	1:41.079	52.627		26.991	228	21.461	181	23	1:43.068	53.956		26.410	232	22.702	178



ADAC GT Masters

Lap analysis Rennen 2

Provisional



Nürburgring, Length: 3618 m

Air temperature: 14.2°C

Track temperature: 17.1°C

Weather condition: Wet



Reg. Nr.: 229/2012

Sunday 15.7.2012 12:30

**ADAC Masters
Weekend**

Lap	Time	SE1	SP1	SE2	SP2	SE3	SP3	Lap	Time	SE1	SP1	SE2	SP2	SE3	SP3
6	1:40.624	52.529		26.347	230	21.748	183	24	1:42.351	52.944		27.149	231	22.258	181
7	1:40.172	52.319		26.253	230	21.600	181	25	1:41.458	52.530		26.758	231	22.170	181
8	1:40.334	52.088		26.584	228	21.662	180	26	1:41.443	53.238		26.571	230	21.634	180
9	1:40.261	51.964		26.763	228	21.534	180	27	1:41.320	52.675		26.665	229	21.980	182
10	1:39.474	52.049		26.110	231	21.315	182	28	1:41.998	52.959		26.697	231	22.342	175
11	1:40.791	53.112		26.040	232	21.639	180	29	1:42.281	53.126		26.877	231	22.278	181
12	1:40.841	52.427		26.030	232	22.384	179	30	1:42.672	53.276		27.394	227	22.002	181
13	1:41.351	53.165		26.179	232	22.007	179	31	1:41.141	52.633		26.495	233	22.013	181
14	1:41.417	52.788		26.646	231	21.983	181	32	1:42.338	53.576		26.773	232	21.989	183
15	1:43.110	53.456		26.655	221	22.999	177	33	1:41.512	53.275		26.531	227	21.706	180
16	1:43.293	53.536		26.438	230	23.319	175	34	1:41.076	53.381		26.090	234	21.605	182
17	1:46.705	55.305		27.963	219	23.437	177	35	2:15.714	1:03.176		35.171	133	37.367	
18	1:43.844	53.483		26.889	228	23.472	173								

33 Kristian Poulsen, DEN/ Christoffer Nygaard, DEN

theoretical besttime: 1:38.789

1	1:47.914	58.106		27.232	213	22.576	181	20	1:42.263	52.997		26.323	232	22.943	174
2	1:40.671	52.771		25.900	229	22.000	180	21	1:41.686	52.969		26.242	231	22.475	179
3	1:39.475	52.005		25.770	231	21.700	182	22	1:41.199	53.207		26.005	232	21.987	181
4	1:39.702	52.205		25.634	233	21.863	182	23	1:41.940	53.360		26.298	231	22.282	178
5	1:39.589	52.131		25.698	233	21.760	182	24	1:41.870	53.321		26.341	233	22.208	181
6	1:41.037	52.187		25.789	232	23.061	180	25	1:41.059	52.657		26.354	231	22.048	181
7	1:40.765	52.312		26.171	221	22.282	182	26	1:41.661	52.710		26.472	234	22.479	176
8	1:39.939	52.360		25.959	232	21.620	182	27	1:42.977	54.469		26.233	232	22.275	180
9	1:39.877	51.871		26.382	229	21.624	183	28	1:40.858	52.432		26.187	232	22.239	180
10	1:39.529	51.887		25.890	230	21.752	182	29	1:40.397	52.215		26.242	232	21.940	180
11	1:39.808	52.157		25.969	230	21.682	182	30	1:40.503	52.435		26.206	232	21.862	182
12	1:40.105	51.932		26.108	224	22.065	183	31	1:41.166	53.031		26.285	232	21.850	178
13	1:39.674	51.983		25.918	231	21.773	183	32	1:41.477	52.972		26.616	232	21.889	179
14	1:40.517	52.373		26.114	230	22.030	182	33	1:41.786	53.585		26.500	232	21.701	181
15	1:43.500	52.883		26.883	216	23.734	180	34	1:40.403	52.857		26.261	232	21.285	182
16	1:51.614	53.779		26.623	218	31.212		35	1:39.798	52.640		25.799	234	21.359	182
17	2:52.625	2:02.230		26.951	215	23.444	177	36	1:40.073	53.128		25.661	232	21.284	181
18	1:42.356	53.321		26.523	230	22.512	179								
19	1:42.010	52.862		26.284	231	22.864	179								

34 Max Sandritter, GER/ Christian Bracke, GER

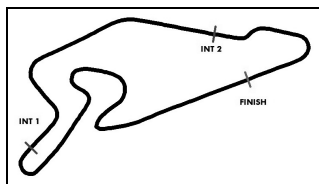
theoretical besttime: 1:39.648

1	2:07.051	1:12.441		28.329	197	26.281	177	19	1:43.865	53.788		26.817	232	23.260	184
2	1:44.872	54.717		26.919	230	23.236	183	20	1:43.169	53.887		26.705	231	22.577	187
3	1:45.852	55.536		27.196	230	23.120	182	21	1:42.837	53.558		26.601	232	22.678	187
4	1:45.920	55.582		27.157	219	23.181	184	22	1:43.287	53.451		26.833	228	23.003	186
5	1:46.027	55.276		27.604	229	23.147	184	23	1:44.004	54.513		26.772	226	22.719	188
6	1:45.011	54.905		27.212	232	22.894	186	24	1:44.777	54.187		27.518	232	23.072	189
7	1:46.382	55.665		27.566	229	23.151	183	25	1:43.176	53.909		26.692	231	22.575	189
8	1:46.472	55.838		27.380	228	23.254	183	26	1:42.637	53.629		26.559	232	22.449	188
9	1:45.696	55.198		27.548	228	22.950	184	27	1:44.386	55.597		26.607	233	22.182	189
10	1:48.028	56.848		28.113	223	23.067	186	28	1:42.798	53.882		26.559	236	22.357	189
11	1:46.223	55.232		27.561	220	23.430	183	29	1:41.824	53.370		26.459	236	21.995	189
12	1:51.554	56.865		28.508	224	26.181	180	30	1:42.355	53.822		26.579	236	21.954	188
13	1:49.038	56.354		28.167	222	24.517	167	31	1:42.130	53.576		26.648	238	21.906	189
14	1:58.790	57.731		28.321	209	32.738		32	1:41.627	53.858		26.084	242	21.685	189
15	3:26.103	2:34.404		27.810	219	23.889	184	33	1:42.288	54.937		25.787	242	21.564	190
16	1:46.149	55.696		27.196	227	23.257	184	34	1:39.707	53.429		24.808	243	21.470	190
17	1:45.611	55.074		27.365	229	23.172	183								
18	1:44.825	55.065		26.588	231	23.172	186								

35 Achim Winter, GER/ Charlie Geipel, GER

theoretical besttime: 1:42.902

1	1:59.098	1:08.566		27.401	216	23.131	186	2	1:42.902	54.481		26.265	234	22.156	187
---	----------	----------	--	--------	-----	--------	-----	---	-----------------	---------------	--	---------------	------------	---------------	------------



ADAC GT Masters

Lap analysis Rennen 2

Provisional



Nürburgring, Length: 3618 m

Air temperature: 14.2°C

Track temperature: 17.1°C

Weather condition: Wet



Reg. Nr.: 229/2012

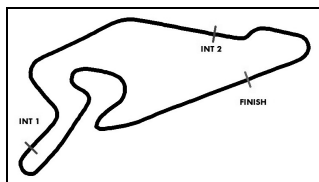
Sunday 15.7.2012 12:30

**ADAC Masters
Weekend**

Lap	Time	SE1	SP1	SE2	SP2	SE3	SP3	Lap	Time	SE1	SP1	SE2	SP2	SE3	SP3
36 Christian Engelhart, GER/ Sean Edwards, GBR								theoretical besttime: 1:36.768							
1	1:46.130	56.587		27.527	221	22.016	183	20	1:46.606	53.022		26.633	223	26.951	
2	1:39.172	51.615		26.100	230	21.457	184	21	2:50.336	2:00.609		27.030	225	22.697	182
3	1:39.228	51.544		25.898	232	21.786	185	22	1:42.433	53.323		26.422	230	22.688	184
4	1:39.394	51.799		25.980	234	21.615	184	23	1:43.516	53.652		26.976	224	22.888	183
5	1:39.053	51.679		25.671	236	21.703	183	24	1:42.649	53.360		26.494	233	22.795	183
6	1:38.443	50.991		25.721	234	21.731	184	25	1:42.227	53.321		27.125	226	21.781	184
7	1:38.553	51.327		25.629	236	21.597	184	26	1:41.556	52.305		26.347	228	22.904	183
8	1:39.680	51.500		25.681	232	22.499	179	27	1:41.581	52.417		26.773	234	22.391	182
9	1:39.348	52.189		25.769	236	21.390	184	28	1:42.411	52.439		27.448	227	22.524	183
10	1:39.282	51.933		26.027	234	21.322	183	29	1:41.041	52.519		26.503	233	22.019	183
11	1:38.798	51.699		25.694	236	21.405	184	30	1:41.278	52.456		26.695	235	22.127	184
12	1:39.549	51.379		26.246	233	21.924	184	31	1:41.408	52.763		26.687	236	21.958	183
13	1:39.689	51.172		26.211	232	22.306	185	32	1:40.335	52.295		26.342	236	21.698	183
14	1:39.498	51.557		26.063	231	21.878	183	33	1:40.038	52.611		26.158	236	21.269	184
15	1:41.143	51.357		27.014	183	22.772	182	34	1:39.685	52.427		25.992	236	21.266	186
16	1:43.528	53.391		26.854	205	23.283	177	35	1:39.263	52.715		25.466	237	21.082	185
17	1:43.898	52.819		26.585	219	24.494	180	36	1:37.907	52.130		24.923	237	20.854	186
18	1:42.980	53.488		26.673	218	22.819	181								
19	1:41.615	52.814		26.383	222	22.418	183								

Lap	Time	SE1	SP1	SE2	SP2	SE3	SP3	Lap	Time	SE1	SP1	SE2	SP2	SE3	SP3
37 Sascha Bert, GER/ Christopher Brück, GER								theoretical besttime: 1:38.804							
1	1:53.103	1:02.952		27.189	223	22.962	181	20	1:44.129	53.846		26.870	226	23.413	176
2	1:43.839	54.200		27.194	229	22.445	182	21	1:43.632	53.904		26.699	229	23.029	181
3	1:42.681	53.864		26.511	232	22.306	183	22	1:43.178	53.664		26.633	230	22.881	182
4	1:41.584	53.022		26.492	235	22.070	183	23	1:43.292	53.760		26.650	231	22.882	182
5	1:40.089	52.157		26.212	234	21.720	183	24	1:42.735	53.484		26.702	229	22.549	183
6	1:40.766	52.553		26.376	235	21.837	184	25	1:42.103	53.455		26.358	231	22.290	183
7	1:40.240	52.025		26.372	233	21.843	182	26	1:42.255	53.568		26.426	232	22.261	183
8	1:40.118	51.872		26.216	234	22.030	182	27	1:42.062	53.309		26.395	232	22.358	182
9	1:40.757	52.526		26.347	230	21.884	183	28	1:42.034	53.292		26.362	233	22.380	182
10	1:40.410	52.155		26.437	231	21.818	184	29	1:41.631	53.212		26.245	233	22.174	183
11	1:41.494	52.569		26.666	224	22.259	183	30	1:41.992	53.309		26.475	233	22.208	181
12	1:42.072	52.127		26.771	226	23.174	182	31	1:41.390	52.879		26.439	234	22.072	181
13	1:41.865	52.702		26.644	228	22.519	182	32	1:42.369	53.287		26.481	235	22.601	182
14	1:42.400	53.126		27.005	225	22.269	183	33	1:41.443	53.377		26.278	235	21.788	183
15	1:44.283	53.322		27.416	222	23.545	180	34	1:41.156	53.120		26.057	235	21.979	182
16	1:46.193	54.613		27.190	207	24.390	178	35	1:42.400	54.666		26.004	231	21.730	183
17	1:50.125	54.709		27.431	223	27.985		36	1:39.857	52.925		25.484	236	21.448	184
18	2:54.498	2:03.384		27.234	220	23.880	177								
19	1:44.667	54.236		27.146	223	23.285	181								

Lap	Time	SE1	SP1	SE2	SP2	SE3	SP3	Lap	Time	SE1	SP1	SE2	SP2	SE3	SP3
38 Jesse Krohn, FIN/ Nicolas Verdonck, BEL								theoretical besttime: 1:37.765							
1	1:55.933	1:05.183		27.797	217	22.953	181	20	1:41.892	53.132		26.201	230	22.559	181
2	1:42.309	53.451		26.530	232	22.328	182	21	1:41.459	52.883		26.323	228	22.253	182
3	1:42.680	53.755		26.565	230	22.360	185	22	1:41.751	53.124		26.263	230	22.364	182
4	1:41.385	53.280		26.294	233	21.811	183	23	1:41.945	53.057		26.185	232	22.703	177
5	1:40.684	52.223		26.313	234	22.148	181	24	1:42.977	54.400		26.596	233	21.981	182
6	1:40.160	52.075		26.325	233	21.760	183	25	1:41.891	52.290		26.163	233	23.438	181
7	1:39.961	51.902		26.185	236	21.874	183	26	1:40.816	52.433		26.115	235	22.268	180
8	1:39.558	51.545		26.321	233	21.692	183	27	1:40.136	52.721		25.865	232	21.550	184
9	1:39.344	51.369		26.168	233	21.807	184	28	1:40.421	52.354		26.108	234	21.959	183
10	1:39.986	52.092		26.185	232	21.709	183	29	1:40.287	52.312		26.138	233	21.837	184
11	1:40.102	51.790		26.566	233	21.746	183	30	1:41.632	53.368		26.725	232	21.539	183
12	1:40.556	52.214		26.342	231	22.000	182	31	1:39.979	52.306		26.137	230	21.536	184
13	1:41.393	52.775		26.489	235	22.129	185	32	1:40.309	52.190		26.249	232	21.870	182
14	2:13.438	1:23.732		26.954	229	22.752	181	33	1:39.905	52.554		26.071	231	21.280	183
15	1:43.938	52.942		26.712	228	24.284	178	34	1:39.633	52.682		25.717	234	21.234	182
16	1:51.221	53.939		26.669	220	30.613		35	1:39.934	53.538		25.342	233	21.054	183
17	2:48.626	1:58.454		26.999	221	23.173	179	36	1:39.821	53.076		25.394	233	21.351	184
18	1:44.357	54.568		26.643	221	23.146	176								
19	1:42.400	53.608		26.571	226	22.221	181								



ADAC GT Masters

Lap analysis Rennen 2

Provisional



Nürburgring, Length: 3618 m

Air temperature: 14.2°C

Track temperature: 17.1°C

Weather condition: Wet



Reg. Nr.: 229/2012

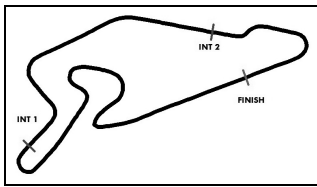
Sunday 15.7.2012 12:30

**ADAC Masters
Weekend**

Lap	Time	SE1	SP1	SE2	SP2	SE3	SP3	Lap	Time	SE1	SP1	SE2	SP2	SE3	SP3
40 Rene Rast, GER/ Christian Mamerow, GER								theoretical besttime: 1:37.706							
1	1:49.343	59.170		26.632	221	23.541	175	20	1:43.222	52.950		27.406	219	22.866	177
2	1:41.134	52.742		25.942	233	22.450	179	21	1:41.021	52.526		26.272	232	22.223	180
3	1:38.942	51.455		25.797	232	21.690	182	22	1:40.430	51.959		26.306	232	22.165	181
4	1:39.540	51.783		25.832	234	21.925	181	23	1:40.623	52.126		26.397	231	22.100	180
5	1:39.614	51.772		26.035	233	21.807	181	24	1:40.970	52.411		26.281	232	22.278	181
6	1:39.938	51.418		25.618	234	22.902	181	25	1:41.230	52.400		26.707	233	22.123	180
7	1:39.071	51.527		25.761	230	21.783	182	26	1:39.961	51.727		26.144	233	22.090	181
8	1:39.072	51.445		25.832	228	21.795	179	27	1:41.088	52.015		27.067	233	22.006	180
9	1:38.764	51.281		25.846	231	21.637	181	28	1:41.281	52.354		26.785	233	22.142	180
10	1:38.822	51.084		25.985	231	21.753	179	29	1:39.725	51.558		26.103	231	22.064	181
11	1:40.005	52.070		26.018	231	21.917	179	30	1:40.754	51.920		26.284	232	22.550	178
12	1:40.360	52.035		26.215	228	22.110	180	31	1:40.711	52.380		26.232	231	22.099	179
13	1:39.043	51.316		25.961	229	21.766	181	32	1:39.945	51.726		26.169	231	22.050	180
14	1:39.980	51.800		26.196	228	21.984	181	33	1:39.794	52.050		26.096	231	21.648	180
15	1:40.648	51.777		26.220	228	22.651	179	34	1:39.072	51.914		25.780	231	21.378	182
16	1:43.319	52.087		26.823	196	24.409	175	35	1:39.252	52.244		25.673	233	21.335	181
17	1:45.013	52.452		27.305	197	25.256	177	36	1:38.484	51.862		25.301	233	21.321	181
18	1:51.030	54.553		27.813	213	28.664									
19	2:48.000	1:57.338		27.278	216	23.384	175								

Lap	Time	SE1	SP1	SE2	SP2	SE3	SP3	Lap	Time	SE1	SP1	SE2	SP2	SE3	SP3
41 Simon Knap, NED/ Jeroen den Boer, NED								theoretical besttime: 1:40.146							
1	2:07.151	1:08.954		31.316	190	26.881	167	19	1:43.699	54.164		26.782	227	22.753	177
2	1:57.456	1:02.102		29.944	211	25.410	170	20	1:42.785	53.674		26.547	228	22.564	178
3	1:54.608	1:00.959		29.243	215	24.406	175	21	1:42.353	53.464		26.426	229	22.463	178
4	1:51.792	58.398		29.297	213	24.097	176	22	1:42.395	53.509		26.406	228	22.480	179
5	1:50.974	57.779		28.845	219	24.350	172	23	1:42.743	53.912		26.311	229	22.520	179
6	1:49.590	57.194		28.625	222	23.771	177	24	1:42.962	53.909		26.681	230	22.372	178
7	1:50.450	56.613		28.806	207	25.031	175	25	1:42.213	53.362		26.466	228	22.385	177
8	1:49.728	57.130		29.009	220	23.589	177	26	1:42.881	53.717		26.585	229	22.579	177
9	1:49.175	56.434		28.722	223	24.019	173	27	1:43.927	54.654		26.515	229	22.758	178
10	1:49.716	56.857		28.881	213	23.978	177	28	1:43.589	53.623		27.661	226	22.305	178
11	1:53.320	58.049		29.949	208	25.322	170	29	1:42.432	53.848		26.437	229	22.147	178
12	1:56.316	1:00.207		30.053	204	26.056	172	30	1:42.239	53.600		26.348	230	22.291	180
13	1:57.150	1:00.173		30.757	204	26.220	170	31	1:42.536	53.937		26.351	229	22.248	179
14	2:25.593	1:02.634		36.134	111	46.825		32	1:42.644	54.089		26.686	211	21.869	179
15	2:57.740	2:07.771		27.048	223	22.921	177	33	1:40.532	53.416		25.529	230	21.587	179
16	1:44.383	54.811		26.866	227	22.706	178	34	1:41.431	54.078		25.197	230	22.156	180
17	1:43.543	53.824		26.769	228	22.950	178								
18	1:43.745	54.063		26.703	230	22.979	178								

Lap	Time	SE1	SP1	SE2	SP2	SE3	SP3	Lap	Time	SE1	SP1	SE2	SP2	SE3	SP3
42 Maximilian Mayer, GER/ Jan Seyffarth, GER								theoretical besttime: 1:37.043							
1	1:47.497	57.077		27.559	220	22.861	180	20	2:53.222	2:01.243		28.273	212	23.706	177
2	1:39.651	52.123		26.010	231	21.518	183	21	1:44.843	54.515		27.267	220	23.061	180
3	1:39.247	51.976		25.797	232	21.474	185	22	1:43.303	53.868		26.984	226	22.451	179
4	1:39.039	51.959		25.636	232	21.444	182	23	1:43.745	53.993		26.701	229	23.051	180
5	1:38.580	51.523		25.657	233	21.400	182	24	1:42.771	53.776		26.597	229	22.398	181
6	1:38.481	51.566		25.669	233	21.246	180	25	2:02.417	1:13.177		26.860	227	22.380	180
7	1:38.202	51.191		25.636	234	21.375	181	26	1:43.468	54.187		26.744	228	22.537	180
8	1:38.923	51.272		25.691	235	21.960	179	27	1:43.538	54.087		27.172	226	22.279	180
9	1:38.828	51.658		25.809	232	21.361	181	28	1:42.258	53.259		26.585	224	22.414	179
10	1:39.005	51.911		26.015	231	21.079	183	29	1:42.579	53.267		26.943	224	22.369	182
11	1:38.910	51.839		25.808	231	21.263	181	30	1:42.114	53.076		26.990	226	22.048	181
12	1:39.587	51.688		26.220	229	21.679	182	31	1:42.163	53.626		26.592	231	21.945	181
13	1:39.671	51.607		26.099	233	21.965	182	32	1:42.511	54.161		26.597	231	21.753	180
14	1:39.507	51.701		25.941	232	21.865	180	33	1:41.305	53.594		26.260	230	21.451	180
15	1:40.344	51.720		26.258	228	22.366	180	34	1:40.853	52.963		26.885	220	21.005	182
16	1:42.608	52.762		26.463	219	23.383	178	35	1:38.557	52.410		25.129	235	21.018	182
17	1:55.379	53.077		26.317	225	35.985	179	36	1:38.603	52.751		24.928	233	20.924	182
18	1:42.958	53.455		26.669	228	22.834	179								
19	1:46.516	53.277		26.411	228	26.828									



ADAC GT Masters

Lap analysis Rennen 2

Provisional



Nürburgring, Length: 3618 m

Air temperature: 14.2°C

Track temperature: 17.1°C

Weather condition: Wet



Reg. Nr.: 229/2012

Sunday 15.7.2012 12:30

**ADAC Masters
Weekend**

Lap	Time	SE1	SP1	SE2	SP2	SE3	SP3	Lap	Time	SE1	SP1	SE2	SP2	SE3	SP3
-----	------	-----	-----	-----	-----	-----	-----	-----	------	-----	-----	-----	-----	-----	-----

43 Daniel Bohr, LUX/ Gottfried Grasser, AUT								theoretical besttime: 1:39.812							
1	1:57.662	1:06.578		27.752	201	23.332	180	19	2:12.389	1:16.368		27.870	220	28.151	
2	1:43.157	54.241		26.554	229	22.362	183	20	2:59.048	2:05.691		29.313	197	24.044	181
3	1:42.218	53.185		26.313	229	22.720	180	21	1:45.401	54.190		27.568	221	23.643	181
4	1:42.649	53.726		26.454	226	22.469	183	22	1:44.243	54.055		27.175	221	23.013	181
5	1:42.528	54.163		26.311	227	22.054	184	23	1:45.438	55.957		26.883	228	22.598	183
6	1:40.779	52.369		26.348	228	22.062	184	24	1:43.966	54.106		27.154	223	22.706	183
7	1:41.406	52.480		26.709	230	22.217	182	25	3:24.681	2:30.133		30.015	210	24.533	180
8	1:40.348	52.025		26.441	231	21.882	182	26	1:53.431	57.184		29.088	197	27.159	179
9	1:40.247	51.787		26.331	231	22.129	184	27	1:51.593	56.685		29.427	205	25.481	179
10	1:40.196	51.893		26.188	229	22.115	183	28	1:51.009	55.984		30.133	207	24.892	179
11	1:40.502	52.155		26.344	230	22.003	184	29	1:47.838	55.743		27.784	215	24.311	176
12	1:41.745	52.952		26.143	231	22.650	183	30	1:48.135	57.079		28.126	221	22.930	183
13	1:41.817	53.028		26.390	229	22.399	183	31	1:46.332	54.753		28.672	215	22.907	181
14	1:40.947	52.242		26.384	228	22.321	184	32	1:45.130	54.613		28.324	209	22.193	185
15	1:44.660	53.686		26.980	219	23.994	180	33	1:43.721	54.310		26.900	220	22.511	184
16	1:45.817	53.788		26.614	226	25.415	176	34	1:42.528	53.576		26.374	223	22.578	182
17	1:45.167	53.897		27.114	221	24.156	179								
18	1:45.421	54.701		27.103	221	23.617	180								

44 Jan Stovicek, CZE/ Erik Janis, CZE								theoretical besttime: 1:39.313							
1	1:52.403	1:02.239		26.837	220	23.327	182	19	1:42.153	52.983		26.279	229	22.891	182
2	1:41.104	53.254		25.962	232	21.888	184	20	1:47.419	52.854		26.678	215	27.887	
3	1:41.636	52.834		26.115	233	22.687	181	21	3:01.350	2:08.801		28.757	212	23.792	177
4	1:40.954	52.492		26.251	234	22.211	182	22	2:40.247	1:47.709		29.002	210	23.536	174
5	1:40.665	52.316		26.059	235	22.290	181	23	1:49.071	55.209		30.020	198	23.842	175
6	1:40.151	51.967		26.068	233	22.116	183	24	1:51.005	56.731		30.230	210	24.044	179
7	1:39.981	52.130		26.010	234	21.841	182	25	1:46.601	55.059		28.019	213	23.523	177
8	1:40.274	52.258		25.863	235	22.153	181	26	1:49.920	56.574		29.507	207	23.839	178
9	1:39.395	51.810		25.893	234	21.692	183	27	1:46.678	54.608		27.576	218	24.494	176
10	1:39.432	51.773		25.848	234	21.811	183	28	1:49.559	55.969		29.462	211	24.128	178
11	1:40.355	52.436		25.935	234	21.984	184	29	1:47.178	55.060		28.893	217	23.225	177
12	1:41.393	52.781		26.168	232	22.444	184	30	1:45.505	54.960		27.578	219	22.967	178
13	1:42.307	53.290		26.900	229	22.117	184	31	1:45.660	55.583		27.207	223	22.870	178
14	1:40.688	52.209		26.298	232	22.181	182	32	1:45.938	55.465		27.327	222	23.146	177
15	1:43.081	52.960		26.700	220	23.421	178	33	1:45.640	56.323		27.003	220	22.314	177
16	1:42.788	53.067		26.435	225	23.286	178	34	1:44.433	54.404		27.666	205	22.363	179
17	1:43.466	53.459		26.706	214	23.301	179	35	1:42.076	53.578		26.183	225	22.315	172
18	1:42.424	53.488		26.139	230	22.797	179								