

ADAC GT Masters

Results Rennen 1

Provisional



Nürburgring, Length: 3618 m

Air temperature: 13.0°C

Track temperature: 14.0°C

Weather condition: Wet



Reg. Nr.: 229/2012

Saturday 14.7.2012 12:30

**ADAC Masters
Weekend**

started : 40 classified : 38 not classified : 2

	Drivers	Team	Car	Laps	Total Time	Gap	Kph	Lap	Time	Kph
1	40 R.Rast/C.Mamerow	MAMEROW Racing(GER)	AUDI R8 LMS ultra	35	1:01:07.835		124,3	35	1:37.228	134,0
2	1 D.Lunardi/M.Martin	ALPINA(GER)	BMW Alpina B6 GT3	35	1:01:09.463	1.628	124,2	28	1:37.003	134,3
3	36 C.Engelhart/S.Edwards	Team Geyer&Weinig EDV Schütz M	Porsche 911 GT3 R	35	1:01:09.477	1.642	124,2	35	1:37.543	133,5
4	7 C.Frankenhou/K.Heyer	Heico Motorsport(GER)	Mercedes Benz AMG SLS GT3	35	1:01:25.797	17.962	123,7	28	1:37.588	133,5
5	10 L.Arnold/A.Margaritis	Schöner Wohnen Polarweiss Team	Mercedes Benz AMG SLS GT3	35	1:01:27.903	20.068	123,6	24	1:37.404	133,7
6	20 C.Hürtgen/D.Schwager	Schubert Motorsport(GER)	BMW Z4 GT3	35	1:01:31.674	23.839	123,5	28	1:37.227	134,0
7	5 S.Asch/M.Götz	kfzteile24 MS RACING Team(GER)	Mercedes Benz AMG SLS GT3	35	1:01:43.889	36.054	123,1	28	1:31.696	142,0
8	8 D.Baumann/H.Proczyk	Heico Motorsport(GER)	Mercedes Benz AMG SLS GT3	35	1:01:47.901	40.066	122,9	23	1:37.777	133,2
9	9 A.Simonsen/M.Buhk	HEICO Junior Team(GER)	Mercedes Benz AMG SLS GT3	35	1:01:49.747	41.912	122,9	28	1:37.149	134,1
10	6 M.Farnbacher/N.Kentenich	Farnbacher ESET Racing(GER)	Porsche 911 GT3 R	35	1:01:56.789	48.954	122,7	28	1:32.938	140,1
11	15 S.Dolenc(*A*)/M.Ragginger	FACH AUTO TECH(SUI)	Porsche 911 GT3 R	35	1:01:57.586	49.751	122,6	20	1:38.695	132,0
12	11 D.Mengesdorf/R.Bader	Team rhino's Leipt Motorsport(GE	Lamborghini Gallardo LP600+	35	1:02:08.422	1:00.587	122,3	28	1:37.731	133,3
13	33 K.Poulsen(*A*)/C.Nygaard	Young Driver AMR(GER)	Aston Martin V12 Vantage GT3	35	1:02:09.898	1:02.063	122,2	22	1:38.996	131,6
14	19 A.Al Faisal/M.Bortolotti	Schubert Motorsport(GER)	BMW Z4 GT3	35	1:02:13.668	1:05.833	122,1	22	1:38.814	131,8
15	32 F.Stuck/J.Stuck	Young Driver AMR(GER)	Aston Martin V12 Vantage GT3	35	1:02:19.415	1:11.580	121,9	35	1:37.106	134,1
16	23 M.Matzke/F.Lestrup	WestCoastRacing(SWE)	BMW Z4 GT3	35	1:02:21.056	1:13.221	121,9	35	1:38.701	132,0
17	31 M.Schulze/T.Schulze	Schulze Motorsport(GER)	Nissan GT-R GT3	35	1:02:22.156	1:14.321	121,8	23	1:37.306	133,9
18	42 M.Mayer/J.Seyffarth	SMS Seyffarth Motorsport(GER)	Mercedes Benz AMG SLS GT3	35	1:02:23.150	1:15.315	121,8	35	1:35.430	136,5
19	29 R.Renauer/N.Thiim	FROGREEN CO2 neutral(GER)	Porsche 911 GT3 R	35	1:02:27.266	1:19.431	121,7	35	1:31.760	141,9
20	26 R.Bourdeaux(*A*)/A.Renauer	Team GT 3 Kasko(GER)	Porsche 911 GT3 R	35	1:02:28.084	1:20.249	121,6	27	1:38.076	132,8
21	3 A.von Thurn und Taxis/S.Rosina	InternetX - Reiter Engineering(GER)	Lamborghini Gallardo LP600+	35	1:02:38.210	1:30.375	121,3	27	1:33.831	138,8
22	41 S.Knap/J.den Boer	DB Motorsport(NED)	BMW Z4 GT3	35	1:02:38.412	1:30.577	121,3	35	1:39.766	130,6
23	2 F.Spengler/J.Leidinger	Liqui Moly Team Engstler(GER)	BMW Alpina B6 GT3	35	1:02:40.721	1:32.886	121,2	35	1:39.603	130,8
24	4 F.Stoll/D.Dobitsch	kfzteile24 MS RACING Team(GER)	Mercedes Benz AMG SLS GT3	35	1:03:08.383	2:00.548	120,3	28	1:34.257	138,2
25	17 R.Lips(*A*)/F.Schmickler	Callaway Competition(GER)	Corvette Z06.R GT3	34	1:01:22.367	1 LAP	120,3	27	1:38.577	132,1
26	43 D.Bohr/G.Grasser	GRT Grasser Racing Team(AUT)	Lamborghini Gallardo LP600+	34	1:01:49.432	1 LAP	119,4	34	1:38.897	131,7
27	16 A.Gugger(*A*)/O.Klohs(*A*)	FACH AUTO TECH(SUI)	Porsche 911 GT3 R	34	1:01:52.444	1 LAP	119,3	25	1:41.243	128,6
28	18 T.Seiler(*A*)/F.Kechele	Callaway Competition(GER)	Corvette Z06.R GT3	34	1:01:57.532	1 LAP	119,1	27	1:33.434	139,4
29	22 C.Abt/L.Ludwig	Prosperia uhc speed(GER)	AUDI R8 LMS ultra	34	1:02:00.126	1 LAP	119,0	27	1:34.710	137,5
30	37 S.Bert/C.Brück	Gemballa Racing(GER)	McLaren MP4-12C GT3	34	1:02:09.894	1 LAP	118,7	27	1:35.831	135,9
31	35 A.Winter(*A*)/C.Geipel	YACO Racing powered by Jochen S	Chevrolet Camaro GT3	34	1:02:20.325	1 LAP	118,4	26	1:39.945	130,3
32	44 J.Stovicek(*A*)/E.Janis	HEICO-GRAVITY CHAROUZ TEAM	Mercedes Benz AMG SLS GT3	34	1:03:15.815	1 LAP	116,7	26	1:37.909	133,0
33	28 D.Alessi/D.Keilwitz	Callaway Competition(GER)	Corvette Z06.R GT3	33	59:26.833	2LAPS	120,5	28	1:32.902	140,2
34	25 G.Engelhardt(*A*)/M.Seefried	Team GT 3 Kasko(GER)	Porsche 911 GT3 R	33	1:01:19.133	2LAPS	116,8	26	1:32.539	140,7
35	14 C.Ott/P.Eng	MRS GT-Racing(GER)	McLaren MP4-12C GT3	33	1:01:27.210	2LAPS	116,6	26	1:35.397	136,5
36	34 M.Sandritter/C.Bracke	YACO Racing powered by Jochen S	Chevrolet Camaro GT3	32	1:01:28.122	3LAPS	113,0	26	1:40.910	129,1
37	27 A.Wirth/H.Frentzen	Callaway Competition(GER)	Corvette Z06.R GT3	29	56:06.460	6LAPS	112,2	27	1:32.422	140,9
38	21 E.Sandström/C.Mies	Prosperia uhc speed(GER)	AUDI R8 LMS ultra	28	50:14.234	7LAPS	121,0	28	1:33.188	139,8
not classified										
12	O.Petrishin(*A*)/K.Baier(*A*)	Team rhino's Leipt Motorsport(GE	Lamborghini Gallardo LP600+	22	45:43.278	13LAPS	104,5	19	1:44.642	124,5
38	J.Krohn/N.Verdonck	Lambda Performance(GER)	Ford GT GT3	2	5:33.456	33LAPS	78,1	2	2:32.522	85,4

Fastest lap of the race. Car 5 driver Götz on lap 28. Time 1:31.696, average speed 142,0 km/h.

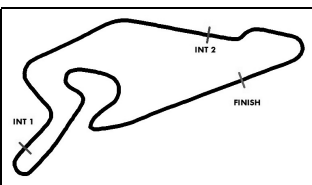
car no 44. - in exchange of the drive through penalty - time penalty of 30s

Subject to final scrutineering!

Publications Time:

Race Director:

Time Keeping:



ADAC GT Masters

Lap chart Rennen 1

Provisional

ADAC Masters
Weekend

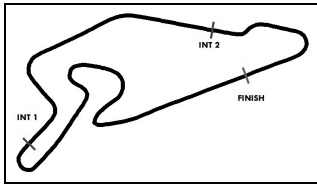


Nürburgring, Length: 3618 m

Saturday 14.7.2012 12:30

POS	1	2	3	4	5	6	7	8	9	10	11	12	13	14	15	16	17	18	19	20	21	22	23	24	25	26	27	28	29	30	31	32	33	34	35	36	37	38	39	40	41
LAP 1	5	40	20	28	7	36	1	27	6	10	41	33	21	42	4	37	15	19	2	23	22	18	8	9	38	11	31	14	17	3	16	26	25	43	29	44	34	35	12	32	
LAP 2	5	40	20	28	7	36	1	27	6	10	33	41	21	42	4	37	15	19	2	23	22	18	8	9	38	11	31	14	17	3	16	26	25	43	29	44	34	35	12	32	
LAP 3	40	5	28	7	20	36	6	1	10	41	27	33	21	37	19	2	23	8	9	11	15	18	4	14	31	3	29	17	22	26	25	16	43	44	34	32	35	12	42		
LAP 4	40	5	28	7	20	36	6	1	10	27	41	33	21	37	19	2	23	8	11	9	15	4	14	18	29	3	31	17	26	25	43	16	34	44	32	35	12	42	22		
LAP 5	40	5	28	7	36	20	6	1	10	27	41	33	21	37	19	2	23	8	11	15	4	9	14	29	18	3	26	31	17	25	43	34	16	32	44	35	12	42	22		
LAP 6	40	5	7	28	36	6	1	20	10	27	41	33	21	37	19	2	23	11	8	15	4	9	29	14	18	3	26	31	17	25	43	34	32	16	44	35	22	42	12		
LAP 7	40	5	7	28	36	6	1	20	10	27	33	41	21	37	19	2	11	23	8	9	15	4	29	3	18	26	31	17	25	43	32	34	16	35	14	22	42	12	44'		
LAP 8	40	5	7	36	6	28	1	10	20	27	33	41	21	37	11	19	2	8	23	9	15	4	29	3	26	18	31	17	25	32	34	43	16	35	14	22	42	12	44'		
LAP 9	40	5	7	36	1	6	28	10	20	27	33	21	41	11	37	19	2	8	9	15	4	23	29	3	26	31	17	18	25	32	34	43	16	35	22	14	42	12'	44'		
LAP 10	40	5	7	36	1	28	10	20	6	27	33	21	41	11	37	8	15	2	9	19	4	29	23	3	26	31	17	18	25	32	34	43	16	22	35	42	14'	12'	44'		
LAP 11	40	5	7	36	1	10	28	20	27	33	21	41	11	8	37	15	9	4	2	29	23	19	6	3	26	31	17	25	32	18	34	43	16	22	42	35	44'	12'	14'		
LAP 12	40	5	7	36	1	10	28	20	27	33	21	11	41	8	15	9	4	37	29	2	19	23	6	3	26	31	17	32	25	18	34	43	16	22	42	35	44'	14'	12'		
LAP 13	40	5	7	36	1	10	28	20	27	33	21	11	41	8	9	15	4	37	29	2	19	23	6	3	26	31	32	17	25	18	34	43	16	22	42'	35'	14'	44'	12'		
LAP 14	40	5	7	36	1	10	20	28	27	33	11	21	41	8	4	29	9	37	2	15	23	6	19	3	26	31	32	17	34	18	43	25	22	16	35'	14'	42'	12'	44'		
LAP 15	40	5	7	1	36	10	20	28	33	27	11	21	41	8	4	29	37	2	6	23	3	26	32	31	17	34	18	22	43	16	15'	9'	35'	19'	25'	14'	42'	12'	44'		
LAP 16	40	5	7	1	10	36	20	28	33	27	11	21	4	41	29	37	2	6	23	3	32	31	26	34	17	18	22	8'	15'	9'	19'	25'	14'	16'	42'	43'	35'	12'	44'		
LAP 17	40	5	7	1	10	20	11	33	21	27	28	4	29	37	2	6	23	32	31	3	34	18	22	36	8'	41'	15'	9'	19'	26'	25'	17'	16'	42'	14'	43'	35'	44'	12'		
LAP 18	40	5	7	1	20	10	11	21	28	29	4	37	6	2	3	32	31	34	36	22	18	33'	8'	15'	41'	9'	19'	23'	27'	25'	26'	17'	42'	16'	43'	35'	44'	14'	12'		
LAP 19	40	5	7	1	20	11	28	29	6	37	2	3	34	36	10	8'	15'	41'	9'	21'	33'	19'	4'	23'	32'	31'	25'	26'	27'	17'	42'	16'	22'	43'	35'	18'	44'	14'	12'		
LAP 20	5	40	7	1	36	20	10	8	11	15	9	41	33	19	21	2	28	23	4	32	31	25	26	6	27	17	37	42	3	16'	29'	43'	34'	22'	35'	18'	44'	14'	12'		
LAP 21	40	1	36	7	5	20	10	8	11	15	9	41	33	19	21	2	23	32	4	31	28	26	25	6	27	17	37	42	3'	16'	29'	43'	22'	35'	34'	18'	44'	14'	12'		
LAP 22	40	1	36	7	20	5	10	8	11	15	9	41	33	19	21	2	23	32	4	31	26	28	6	27	17	42	37	3'	16'	29'	43'	22'	35'	18'	34'	44'	25'	14'	12'		
LAP 23	40	1	36	7	20	10	8	11	15	9	5	33	41	19	21	2	23	4	31	32	28	26	6	27	17	42	37	3'	29'	16'	22'	43'	18'	35'	34'	44'	25'	14'			
LAP 24	40	1	36	7	20	10	8	11	15	9	5	33	19	21	41	23	4	31	2	32	6	28	26	27	42	17	37	3'	29'	16'	22'	43'	18'	35'	34'	44'	25'	14'			
LAP 25	40	1	36	7	20	10	8	11	15	5	9	33	19	21	41	23	31	6	2	4	32	28	26	27	42	17	3	37'	29'	16'	22'	43'	18'	35'	34'	44'	25'	14'			
LAP 26	40	1	36	7	20	10	8	11	15	5	9	21	33	19	41	23	6	31	4	28	32	2	26	27	42	17	3	29'	37'	16'	22'	43'	18'	35'	34'	44'	25'	14'			
LAP 27	40	1	36	7	20	10	8	5	11	15	9	21	33	19	6	28	41	4	23	31	32	26	2	27	42	17	3	29'	37'	22'	16'	43'	18'	35'	34'	44'	25'	14'			
LAP 28	40	1	36	7	20	10	5	8	11	9	15	21	33	6	19	28	4	23	41	32	31	26	2	27	42	3	29	17	37'	22'	16'	43'	18'	35'	44'	34'	25'	14'			
LAP 29	40	1	36	7	20	10	5	8	11	9	15	33	6	19	28	23	32	31	41	26	2	4	42	3	29	17'	37'	22'	16'	43'	18'	35'	44'	25'	14'	34'	27'				
LAP 30	40	1	36	7	20	10	5	8	9	15	11	33	6	19	28	23	32	31	41	26	42	2	4	3	29	17'	37'	22'	16'	43'	18'	35'	44'	25'	14'	34'					
LAP 31	40	1	36	7	20	10	5	8	9	15	11	33	6	19	23	32	28	31	26	41	42	2	4	29	3'	17'	22'	37'	16'	43'	18'	35'	44'	25'	14'	34'					
LAP 32	40	1	36	7	10	20	5	8	9	15	11	6	33	19	23	32	31	28	26	42	41	2	4	29	3'	17'	22'	37'	16'	43'	18'	35'	44'	25'	14'	34'					
LAP 33	40	1	36	7	10	20	8	5	9	15	6	11	33	19	23	32	31	26	42	41	4	2	29	28	3	17'	22'	16'	43'	18'	37'	35'	44'	25'	14'	34'					
LAP 34	40	1	36	7	10	20	8	5	9	15	6	11	33	19	32	23	31	42	26	4	29	41	2	3	17'	43'	16'	18'	22'	37'	35'	44'	14'	25'							
LAP 35	40	1	36	7	10	20	5	8	9	6	15	11	33	19	32	23	31	42	29	26	3	41	2	4	17	43	16	18	22	37	35	44									

. - PIT STOP ' - LAP BEHIND



ADAC GT Masters

Lap analysis Rennen 1

Provisional



Nürburgring, Length: 3618 m

Air temperature: 13.0°C

Track temperature: 14.0°C

Weather condition: Wet



Reg. Nr.: 229/2012

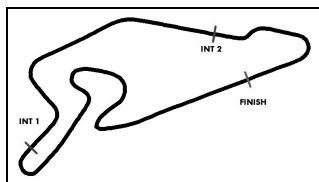
Saturday 14.7.2012 12:30

**ADAC Masters
Weekend**

Lap	Time	SE1	SP1	SE2	SP2	SE3	SP3	Lap	Time	SE1	SP1	SE2	SP2	SE3	SP3
1 Dino Lunardi, FRA/ Maxime Martin, BEL								theoretical besttime: 1:36.852							
1	2:39.897	1:24.829		43.540	129	31.528	111	19	1:44.802	51.861		25.987	234	26.954	
2	2:42.317	1:16.241		55.774	101	30.302	180	20	2:43.925	1:55.819		26.035	225	22.071	183
3	1:43.075	54.059		26.311	221	22.705	183	21	1:38.753	51.730		25.687	234	21.336	183
4	1:41.524	52.323		25.846	233	23.355	179	22	1:37.947	51.499		25.438	236	21.010	184
5	1:40.752	52.022		26.344	225	22.386	182	23	1:38.069	51.649		25.354	236	21.066	183
6	1:39.100	51.651		25.775	235	21.674	183	24	1:37.611	51.257		25.301	233	21.053	182
7	1:39.258	51.734		25.886	234	21.638	183	25	1:39.679	51.733		26.013	233	21.933	183
8	1:39.808	51.898		25.764	236	22.146	183	26	1:39.378	51.975		25.597	234	21.806	183
9	1:38.615	51.187		25.986	233	21.442	184	27	1:37.793	51.401		25.220	234	21.172	183
10	1:39.011	51.389		25.648	235	21.974	183	28	1:37.003	51.047		24.870	235	21.086	182
11	1:39.306	51.618		25.664	235	22.024	183	29	1:40.857	52.026		26.501	224	22.330	181
12	1:38.962	51.244		25.915	233	21.803	183	30	1:41.724	52.206		26.318	233	23.200	181
13	1:39.123	51.467		25.685	235	21.971	180	31	1:40.288	51.799		26.283	232	22.206	183
14	1:39.830	51.533		26.253	231	22.044	182	32	1:39.784	51.806		25.921	232	22.057	182
15	1:38.495	51.269		25.568	235	21.658	182	33	1:38.737	51.414		25.545	233	21.778	182
16	1:39.172	50.972		26.239	225	21.961	184	34	1:38.288	51.204		25.338	234	21.746	182
17	1:38.561	51.137		25.661	234	21.763	183	35	1:38.098	50.983		25.158	234	21.957	180
18	1:39.921	52.126		26.033	234	21.762	183								

Lap	Time	SE1	SP1	SE2	SP2	SE3	SP3	Lap	Time	SE1	SP1	SE2	SP2	SE3	SP3
2 Florian Spengler, GER/ Johannes Leidinger, GER								theoretical besttime: 1:38.665							
1	2:53.673	1:37.198		44.785	114	31.690	78	19	1:48.483	52.815		26.616	231	29.052	
2	2:35.098	1:15.607		53.473	67	26.018	179	20	2:48.638	1:59.283		26.389	231	22.966	180
3	1:46.084	54.375		29.142	211	22.567	182	21	1:40.685	53.156		25.481	236	22.048	180
4	1:41.539	52.673		26.247	233	22.619	182	22	1:40.193	52.874		25.386	234	21.933	179
5	1:41.487	52.887		26.145	234	22.455	181	23	1:39.644	52.747		25.291	235	21.606	180
6	1:42.326	53.574		26.204	232	22.548	181	24	1:44.131	54.126		27.761	220	22.244	182
7	1:41.244	52.647		25.976	234	22.621	182	25	1:42.119	53.152		26.074	234	22.893	178
8	1:41.466	52.825		26.249	233	22.392	181	26	1:42.978	53.776		27.102	233	22.100	181
9	1:41.396	52.375		26.785	232	22.236	179	27	1:40.073	53.048		25.251	235	21.774	181
10	1:42.876	53.275		26.926	234	22.675	181	28	1:40.976	52.128		26.232	233	22.616	178
11	1:42.503	53.464		26.868	231	22.171	182	29	1:44.475	53.800		27.537	220	23.138	178
12	1:41.682	52.345		26.138	234	23.199	180	30	1:43.880	53.468		26.676	225	23.736	179
13	1:41.114	52.753		26.238	232	22.123	180	31	1:42.759	53.539		26.196	232	23.024	178
14	1:40.588	51.945		26.282	230	22.361	181	32	1:41.246	52.811		25.848	233	22.587	180
15	1:41.029	52.105		26.370	232	22.554	181	33	1:40.837	52.599		25.989	235	22.249	179
16	1:41.496	52.715		26.312	232	22.469	181	34	1:40.066	52.775		25.414	235	21.877	180
17	1:41.518	52.129		26.648	232	22.741	176	35	1:39.603	52.715		25.114	237	21.774	179
18	1:42.816	52.839		26.420	232	23.557	179								

Lap	Time	SE1	SP1	SE2	SP2	SE3	SP3	Lap	Time	SE1	SP1	SE2	SP2	SE3	SP3
3 Albert von Thurn und Taxis, GER/ Stefan Rosina, SVK								theoretical besttime: 1:32.112							
1	3:04.110	1:48.809		43.904	100	31.397	81	19	1:47.690	53.043		26.885	225	27.762	
2	2:33.653	1:16.158		50.800	68	26.695	176	20	3:09.937	2:18.964		28.716	218	22.257	179
3	1:45.665	54.299		27.707	203	23.659	179	21	1:43.223	56.661		25.801	232	20.761	183
4	1:44.532	53.276		27.586	196	23.670	179	22	1:38.632	53.537		24.881	232	20.214	185
5	1:43.794	53.958		27.022	216	22.814	179	23	1:37.116	51.590		24.526	232	21.000	182
6	1:41.126	52.230		26.611	222	22.285	179	24	1:41.786	52.835		26.516	221	22.435	183
7	1:43.636	53.115		27.681	217	22.840	178	25	1:40.975	53.602		25.658	225	21.715	183
8	1:41.489	52.783		26.321	227	22.385	180	26	1:34.814	50.784		24.062	234	19.968	186
9	1:41.253	52.279		26.466	227	22.508	179	27	1:33.831	50.270		23.795	234	19.766	185
10	1:41.298	52.448		26.368	228	22.482	179	28	1:38.783	49.916		26.620	221	22.247	181
11	1:41.298	52.363		26.438	228	22.497	179	29	1:44.958	54.551		26.947	223	23.460	178
12	1:41.252	52.371		26.424	228	22.457	178	30	1:42.307	53.404		26.296	229	22.607	179
13	1:41.217	52.311		26.427	228	22.479	178	31	1:42.255	53.922		26.063	226	22.270	183
14	1:42.235	53.018		26.720	227	22.497	179	32	1:38.615	51.976		24.947	226	21.692	184
15	1:41.429	52.376		26.495	227	22.558	177	33	1:37.860	52.322		24.844	234	20.694	183
16	1:42.174	53.043		26.748	227	22.383	176	34	1:35.224	50.832		24.004	233	20.388	184
17	1:43.399	53.249		26.776	228	23.374	176	35	1:34.204	48.634		23.712	236	21.858	183
18	1:42.440	53.060		26.767	228	22.613	178								



ADAC GT Masters

Lap analysis Rennen 1

Provisional



Nürburgring, Length: 3618 m

Air temperature: 13.0°C

Track temperature: 14.0°C

Weather condition: Wet



Reg. Nr.: 229/2012

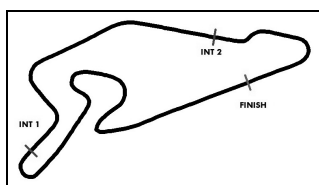
Saturday 14.7.2012 12:30

ADAC Masters
Weekend

Lap	Time	SE1	SP1	SE2	SP2	SE3	SP3	Lap	Time	SE1	SP1	SE2	SP2	SE3	SP3
4	Florian Stoll, GER/ Daniel Dobitsch, AUT							theoretical besttime: 1:32.424							
1	2:48.966	1:34.167		43.925	114	30.874	88	19	3:04.326	2:12.944		29.174	219	22.208	180
2	2:37.063	1:15.888		54.219	74	26.956	180	20	1:44.848	56.633		26.983	234	21.232	185
3	1:54.775				217	24.333	177	21	1:41.775	55.496		25.855	238	20.424	184
4	1:42.085	52.895		26.439	229	22.751	178	22	1:38.153	53.579		24.768	239	19.806	185
5	1:41.619	52.990		26.347	230	22.282	182	23	1:37.164	52.722		24.730	239	19.712	188
6	1:39.716	51.711		26.100	232	21.905	182	24	1:40.768	52.920		27.118	226	20.730	185
7	1:40.910	52.650		26.296	230	21.964	182	25	1:44.222	54.171		25.701	239	24.350	177
8	1:40.950	52.103		26.853	229	21.994	181	26	1:38.678	52.740		24.849	237	21.089	186
9	1:40.508	52.083		26.347	229	22.078	181	27	1:34.796	50.283		24.297	242	20.216	189
10	1:41.278	51.983		26.906	231	22.389	181	28	1:34.257	48.811		25.338	229	20.108	187
11	1:40.210	52.327		26.036	232	21.847	183	29	2:01.062	1:10.762		27.789	224	22.511	183
12	1:40.863	51.740		26.191	232	22.932	178	30	1:44.642	55.244		26.760	229	22.638	183
13	1:40.525	52.239		26.113	234	22.173	182	31	1:42.495	54.444		25.910	233	22.141	181
14	1:39.509	51.671		26.089	233	21.749	183	32	1:40.483	53.104		25.080	237	22.299	182
15	1:39.286	51.502		26.010	233	21.774	182	33	1:38.341	52.626		24.825	238	20.890	186
16	1:39.246	51.481		26.123	232	21.642	181	34	1:34.710	50.734		24.108	239	19.868	188
17	1:39.588	51.570		26.099	232	21.919	182	35	2:14.994	49.052		23.901	241	1:02.041	134
18	1:45.572	52.295		26.123	232	27.154									

Lap	Time	SE1	SP1	SE2	SP2	SE3	SP3	Lap	Time	SE1	SP1	SE2	SP2	SE3	SP3
5	Sebastian Asch, GER/ Maximilian Götz, GER							theoretical besttime: 1:31.696							
1	2:33.628	1:18.505		43.708	108	31.415	126	19	1:39.579	51.839		26.088	234	21.652	180
2	2:46.552	1:17.459		55.752	81	33.341	174	20	1:43.974	51.792		26.018	234	26.164	
3	1:40.961	52.973		26.082	232	21.906	182	21	2:58.776	2:10.012		27.321	231	21.443	186
4	1:39.329	51.234		26.025	232	22.070	181	22	1:45.733	54.723		25.562	240	25.448	
5	1:39.843	51.757		26.057	233	22.029	182	23	2:05.886	1:21.313		24.730	241	19.843	188
6	1:39.446	51.670		25.923	233	21.853	182	24	1:34.533	50.163		24.603	239	19.767	190
7	1:38.764	51.347		25.821	233	21.596	182	25	1:39.910	52.349		25.069	239	22.492	186
8	1:39.892	51.701		26.118	234	22.073	182	26	1:36.690	51.297		24.322	242	21.071	188
9	1:39.145	51.334		26.108	233	21.703	183	27	1:34.812	50.829		23.869	240	20.114	190
10	1:39.005	51.459		25.925	231	21.621	183	28	1:31.696	48.407		23.862	242	19.427	189
11	1:38.886	51.326		25.976	233	21.584	183	29	1:40.506	51.556		26.601	231	22.349	185
12	1:39.174	51.521		26.032	233	21.621	184	30	1:43.980	53.789		27.054	229	23.137	180
13	1:39.088	51.358		26.232	233	21.498	184	31	1:42.520	53.852		26.237	234	22.431	184
14	1:38.576	51.168		25.845	234	21.563	183	32	1:43.019	53.889		27.110	235	22.020	186
15	1:39.421	51.248		26.653	234	21.520	184	33	1:41.906	55.469		24.981	240	21.456	185
16	1:38.588	51.244		25.866	234	21.478	183	34	1:38.998	51.498		25.337	233	22.163	185
17	1:38.428	51.158		25.884	234	21.386	184	35	1:33.944	49.642		24.204	241	20.098	182
18	1:38.701	51.226		26.053	235	21.422	182								

Lap	Time	SE1	SP1	SE2	SP2	SE3	SP3	Lap	Time	SE1	SP1	SE2	SP2	SE3	SP3
6	Mario Farnbacher, GER/ Niclas Kantenich, GER							theoretical besttime: 1:31.434							
1	2:41.641	1:27.334		43.396	127	30.911	103	19	1:44.554	51.753		26.071	235	26.730	
2	2:41.459	1:16.778		55.253	97	29.428	182	20	3:08.719	2:17.581		27.993	231	23.145	183
3	1:41.798	52.738		26.657	215	22.403	184	21	1:41.705	55.581		25.335	243	20.789	182
4	1:41.429	52.100		25.875	236	23.454	184	22	1:37.242	52.890		24.478	244	19.874	189
5	1:40.794	52.040		26.650	229	22.104	184	23	1:36.117	51.533		24.446	245	20.138	190
6	1:39.192	51.680		25.654	238	21.858	184	24	1:37.528	50.857		26.516	214	20.155	191
7	1:39.391	51.502		25.730	239	22.159	183	25	1:38.778	51.701		25.218	235	21.859	185
8	1:39.592	51.606		25.962	238	22.024	180	26	1:36.106	50.466		24.879	241	20.761	188
9	1:40.037	51.871		26.299	235	21.867	183	27	1:34.335	49.930		24.528	233	19.877	191
10	1:43.731	51.371		25.840	238	26.520		28	1:32.938	47.679		25.174	234	20.085	190
11	2:09.403	1:21.858		25.745	236	21.800	184	29	1:42.208	52.644		27.018	226	22.546	186
12	1:39.315	51.578		25.852	237	21.885	183	30	1:42.458	52.841		26.597	230	23.020	181
13	1:39.813	51.654		26.278	238	21.881	184	31	1:39.940	52.412		25.695	238	21.833	187
14	1:40.879	53.267		25.888	237	21.724	185	32	1:38.662	51.841		25.323	238	21.498	186
15	1:41.724	53.814		25.987	237	21.923	181	33	1:36.491	51.160		24.714	242	20.617	187
16	1:39.360	51.644		25.869	236	21.847	184	34	1:33.382	49.513		23.881	242	19.988	190
17	1:39.254	51.429		25.874	238	21.951	184	35	1:36.555	48.970		26.245	232	21.340	191
18	1:40.259	51.708		26.022	239	22.529	183								



ADAC GT Masters

Lap analysis Rennen 1

Provisional



Nürburgring, Length: 3618 m

Air temperature: 13.0°C

Track temperature: 14.0°C

Weather condition: Wet



Reg. Nr.: 229/2012

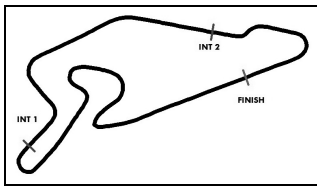
Saturday 14.7.2012 12:30

**ADAC Masters
Weekend**

Lap	Time	SE1	SP1	SE2	SP2	SE3	SP3	Lap	Time	SE1	SP1	SE2	SP2	SE3	SP3
7 Christiaan Frankenhou, NED/ Kenneth Heyer, GER								theoretical besttime: 1:37.311							
1	2:37.942	1:21.980		45.006	114	30.956	96	19	1:43.546	51.680		25.854	232	26.012	
2	2:43.504	1:16.565		55.366	88	31.573	179	20	2:47.932	1:58.440		26.924	219	22.568	182
3	1:41.282	53.161		26.084	219	22.037	183	21	1:43.221	54.509		26.817	227	21.895	183
4	1:40.465	52.167		26.051	231	22.247	182	22	1:39.362	51.833		25.844	232	21.685	182
5	1:40.172	51.791		26.103	233	22.278	182	23	1:38.983	51.842		25.731	234	21.410	181
6	1:39.633	51.706		25.883	232	22.044	183	24	1:39.361	52.496		25.467	235	21.398	181
7	1:39.382	51.584		25.874	231	21.924	182	25	1:41.434	53.158		25.964	233	22.312	183
8	1:40.081	51.828		26.088	231	22.165	183	26	1:39.947	51.542		25.834	229	22.571	181
9	1:39.982	51.890		26.074	232	22.018	183	27	1:38.485	51.457		25.407	232	21.621	184
10	1:39.394	51.436		25.906	231	22.052	182	28	1:37.588	50.894		25.045	234	21.649	184
11	1:39.387	51.687		25.821	231	21.879	182	29	1:41.065	51.672		26.443	224	22.950	183
12	1:38.996	51.436		25.721	231	21.839	183	30	1:41.499	52.363		26.369	228	22.767	183
13	1:38.453	51.072		25.669	230	21.712	182	31	1:41.598	52.680		26.398	227	22.520	183
14	1:38.611	51.185		25.656	231	21.770	183	32	1:39.905	51.869		25.807	230	22.229	182
15	1:38.902	51.342		25.799	233	21.761	183	33	1:40.858	51.688		25.946	233	23.224	183
16	1:39.058	51.375		25.927	232	21.756	181	34	1:39.155	51.889		25.759	235	21.507	184
17	1:39.358	51.568		25.911	232	21.879	183	35	1:38.241	50.868		25.515	234	21.858	183
18	1:39.015	51.323		25.981	232	21.711	181								

Lap	Time	SE1	SP1	SE2	SP2	SE3	SP3	Lap	Time	SE1	SP1	SE2	SP2	SE3	SP3
8 Dominik Baumann, AUT/ Hari Proczyk, AUT								theoretical besttime: 1:37.379							
1	2:58.157	1:42.616		44.129	110	31.412	76	19	1:39.332	51.760		26.062	228	21.510	182
2	2:33.562	1:15.733		52.256	73	25.573	181	20	1:39.417	52.189		25.825	232	21.403	183
3	1:47.076	54.468		27.865	211	24.743	180	21	1:38.947	51.876		25.853	230	21.218	183
4	1:42.154	53.069		26.319	228	22.766	182	22	1:39.093	51.895		25.420	236	21.778	180
5	1:41.134	52.818		26.132	229	22.184	184	23	1:37.777	51.611		25.268	233	20.898	182
6	1:40.685	52.171		26.061	230	22.453	183	24	1:38.447	51.679		25.437	233	21.331	181
7	1:40.009	52.111		26.014	231	21.884	184	25	1:40.200	52.024		26.229	229	21.947	182
8	1:40.479	52.569		25.932	233	21.978	183	26	1:39.403	52.067		25.779	233	21.557	181
9	1:41.518	52.601		26.582	230	22.335	182	27	1:38.373	51.281		25.892	234	21.200	182
10	1:40.307	52.381		26.026	234	21.900	183	28	1:38.212	51.327		25.583	235	21.302	180
11	1:39.800	51.943		25.959	232	21.898	183	29	1:42.180	52.921		26.768	228	22.491	180
12	1:39.718	51.654		26.163	233	21.901	183	30	1:41.699	52.203		26.817	225	22.679	182
13	1:39.254	51.490		25.964	231	21.800	180	31	1:41.009	52.024		26.171	230	22.814	180
14	1:39.566	51.595		26.038	230	21.933	181	32	1:41.081	52.133		26.599	231	22.349	180
15	1:44.669	51.610		26.242	228	26.817		33	1:40.584	53.510		25.557	235	21.517	182
16	2:45.801	1:57.431		26.341	220	22.029	183	34	1:39.349	51.581		25.652	235	22.116	182
17	1:40.962	52.876		26.205	222	21.881	183	35	1:38.310	51.213		25.402	235	21.695	182
18	1:39.637	51.974		25.983	229	21.680	183								

Lap	Time	SE1	SP1	SE2	SP2	SE3	SP3	Lap	Time	SE1	SP1	SE2	SP2	SE3	SP3
9 Andreas Simonsen, SWE/ Maximilian Buhk, GER								theoretical besttime: 1:36.730							
1	2:59.088	1:43.490		44.776	110	30.822	74	19	1:40.937	53.201		26.117	235	21.619	184
2	2:33.346	1:15.618		52.286	74	25.442	180	20	1:39.485	52.277		25.790	234	21.418	183
3	1:46.842	54.381		27.752	210	24.709	178	21	1:38.028	51.436		25.611	234	20.981	183
4	1:42.590	53.491		26.650	231	22.449	181	22	1:37.855	51.592		25.245	234	21.018	182
5	1:42.951	54.340		26.290	233	22.321	182	23	1:38.219	51.998		25.394	234	20.827	182
6	1:39.899	51.898		26.132	234	21.869	183	24	1:38.083	51.584		25.491	234	21.008	183
7	1:39.507	51.599		25.924	234	21.984	183	25	1:41.040	53.308		25.690	233	22.042	182
8	1:40.327	52.356		26.286	233	21.685	183	26	1:38.069	51.463		25.032	233	21.574	183
9	1:40.286	52.347		26.093	234	21.846	182	27	1:37.829	51.193		24.998	233	21.638	184
10	1:42.528	53.195		26.673	231	22.660	182	28	1:37.149	50.905		25.167	236	21.077	185
11	1:39.715	51.326		26.327	232	22.062	183	29	1:40.745	52.045		26.459	233	22.241	182
12	1:41.206	51.994		26.283	230	22.929	181	30	1:41.721	52.909		26.288	232	22.524	182
13	1:39.819	52.031		26.159	231	21.629	181	31	1:40.170	51.622		25.928	233	22.620	182
14	1:43.771	51.664		25.987	231	26.120		32	1:39.198	51.503		25.839	232	21.856	183
15	2:52.584	2:04.475		26.243	233	21.866	183	33	1:39.532	52.273		25.516	234	21.743	184
16	1:39.457	51.545		26.152	233	21.760	184	34	1:39.586	52.119		25.060	235	22.407	183
17	1:39.489	51.693		26.157	234	21.639	183	35	1:39.122	52.715		25.395	237	21.012	182
18	1:39.574	51.877		26.040	233	21.657	183								



ADAC GT Masters

Lap analysis Rennen 1

Provisional



Nürburgring, Length: 3618 m

Air temperature: 13.0°C

Track temperature: 14.0°C

Weather condition: Wet



Reg. Nr.: 229/2012

Saturday 14.7.2012 12:30

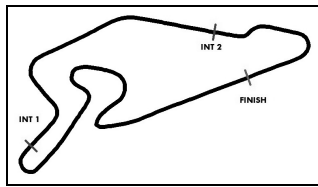
**ADAC Masters
Weekend**

Lap	Time	SE1	SP1	SE2	SP2	SE3	SP3	Lap	Time	SE1	SP1	SE2	SP2	SE3	SP3
10				Lance David Arnold, GER/ Alexandros Margaritis, GRE				theoretical besttime: 1:36.845							
1	2:42.303	1:27.806		43.494	120	31.003	89	19	2:50.005	2:01.857		26.036	231	22.112	182
2	2:41.194	1:16.696		55.307	96	29.191	180	20	1:39.484	51.949		25.873	232	21.662	182
3	1:42.071	53.528		26.312	217	22.231	179	21	1:40.836	52.749		26.199	234	21.888	182
4	1:41.325	52.495		26.189	223	22.641	181	22	1:39.487	52.065		26.347	234	21.075	182
5	1:41.080	52.556		26.107	228	22.417	182	23	1:37.808	51.611		25.124	233	21.073	181
6	1:40.213	51.737		26.441	230	22.035	182	24	1:37.404	51.327		25.178	231	20.899	179
7	1:39.969	51.716		26.508	231	21.745	181	25	1:39.593	51.605		25.930	231	22.058	183
8	1:39.709	52.121		26.067	231	21.521	183	26	1:40.199	52.499		25.729	233	21.971	181
9	1:39.045	51.319		25.946	229	21.780	183	27	1:39.594	52.245		26.132	222	21.217	180
10	1:39.322	51.382		25.948	232	21.992	183	28	1:37.919	51.523		25.546	232	20.850	178
11	1:40.135	52.064		26.176	228	21.895	182	29	1:40.496	51.780		26.361	232	22.355	181
12	1:38.965	51.186		26.106	231	21.673	182	30	1:41.327	52.429		26.575	231	22.323	181
13	1:38.766	51.263		25.977	232	21.526	183	31	1:41.716	52.442		26.634	228	22.640	181
14	1:39.375	51.523		26.006	232	21.846	183	32	1:40.332	51.585		25.961	232	22.786	181
15	1:39.180	51.513		25.919	232	21.748	183	33	1:38.828	51.399		25.716	232	21.713	180
16	1:39.828	51.810		26.205	233	21.813	182	34	1:37.488	50.948		25.202	234	21.338	181
17	1:39.843	51.764		26.299	231	21.780	182	35	1:38.917	50.871		26.206	231	21.840	182
18	1:44.147	51.793		26.014	231	26.340									

11				David Mengesdorf, GER/ Raffael Bader, SUI				theoretical besttime: 1:37.478							
1	3:01.598	1:44.095		46.387	101	31.116	72	19	1:46.019	52.831		26.090	229	27.098	
2	2:32.088	1:14.612		52.259	67	25.217	183	20	2:53.402	2:05.952		26.071	232	21.379	183
3	1:45.605	53.572		27.977	211	24.056	180	21	1:39.762	52.549		26.001	231	21.212	180
4	1:42.000	52.923		26.059	230	23.018	184	22	1:39.097	52.218		25.788	231	21.091	182
5	1:41.035	52.906		25.854	228	22.275	185	23	1:39.051	52.504		25.630	230	20.917	181
6	1:40.162	52.254		26.058	225	21.850	184	24	1:38.977	52.032		25.428	231	21.517	181
7	1:39.512	51.511		26.119	228	21.882	183	25	1:40.532	51.895		26.585	226	22.052	181
8	1:39.465	51.769		25.895	232	21.801	182	26	1:39.389	52.049		25.947	225	21.393	182
9	1:39.615	52.054		25.592	233	21.969	183	27	1:40.036	51.880		26.413	233	21.743	183
10	1:38.816	51.399		25.733	232	21.684	184	28	1:37.731	51.306		25.316	233	21.109	182
11	1:39.165	51.342		25.820	233	22.003	184	29	1:40.713	51.797		26.568	224	22.348	181
12	1:38.699	51.245		25.731	233	21.723	184	30	1:57.036	54.086		39.540	207	23.410	181
13	1:39.143	51.616		25.724	233	21.803	183	31	1:41.809	52.755		26.581	225	22.473	181
14	1:40.070	52.028		25.802	234	22.240	182	32	1:40.603	52.677		26.016	227	21.910	181
15	1:39.539	51.726		25.849	234	21.964	183	33	1:40.339	51.963		26.636	227	21.740	182
16	1:39.298	51.406		26.058	232	21.834	183	34	1:38.993	51.766		25.653	229	21.574	180
17	1:39.622	51.902		25.792	233	21.928	182	35	1:39.761	51.840		25.733	228	22.188	181
18	1:39.740	51.859		25.769	233	22.112	181								

12				Oleg Petrishin, RUS/ Korbinian Baier, GER				theoretical besttime: 1:44.173							
1	3:11.303	1:59.372		42.266	96	29.665	100	12	1:51.691	58.513		29.019	204	24.159	174
2	2:35.840	1:18.632		47.577	58	29.631	167	13	1:53.118	58.119		29.441	202	25.558	177
3	1:52.363	58.388		29.447	197	24.528	175	14	1:51.089	56.262		29.778	193	25.049	175
4	1:51.639	57.275		29.352	200	25.012	170	15	1:47.924	55.247		29.020	198	23.657	173
5	1:49.617	56.375		29.114	204	24.128	175	16	1:59.843	55.952		29.436	198	34.455	
6	1:49.781	56.151		28.600	206	25.030	168	17	3:34.518	2:42.682		27.482	217	24.354	174
7	1:49.496	56.843		28.536	208	24.117	174	18	2:13.854	55.448		27.360	217	51.046	177
8	1:48.984	55.956		28.734	204	24.294	174	19	1:44.642	54.316		26.492	221	23.834	172
9	1:53.118	57.528		30.313	194	25.277	171	20	2:45.971	55.310		27.296	215	23.365	175
10	1:55.525	1:00.711		29.706	201	25.108	172	21	1:49.059	57.385		28.248	217	23.426	174
11	1:54.681	57.218		29.940	200	27.523	173	22	2:39.222	56.626		1:06.601	172	35.995	

14				Christian Ott, GER/ Philipp Eng, AUT				theoretical besttime: 1:33.812							
1	3:02.881	1:47.192		44.434	95	31.255	84	18	3:32.361	2:39.419		30.087	208	22.855	183
2	2:33.749	1:15.563		51.224	66	26.962	183	19	1:46.916	56.938		28.506	223	21.472	187
3	1:45.361	54.349		27.416	207	23.596	185	20	1:41.699	55.236		25.961	239	20.502	189
4	1:44.151	53.804		27.288	220	23.059	184	21	1:38.787	53.235		24.898	234	20.654	187
5	1:42.502	52.871		26.711	225	22.920	185	22	1:35.873	50.881		24.323	240	20.669	188
6	1:42.653	52.483		27.468	229	22.702	185	23	1:41.050	52.085		25.826	228	23.139	182
7	2:11.231	1:21.950		26.520	223	22.761	183	24	1:40.403	53.436		25.306	233	21.661	187
8	1:42.116	52.478		26.730	227	22.908	184	25	1:39.507	52.723		25.720	222	21.064	189



ADAC GT Masters

Lap analysis Rennen 1

Provisional



Nürburgring, Length: 3618 m

Air temperature: 13.0°C

Track temperature: 14.0°C

Weather condition: Wet



Reg. Nr.: 229/2012

Saturday 14.7.2012 12:30

**ADAC Masters
Weekend**

Lap	Time	SE1	SP1	SE2	SP2	SE3	SP3	Lap	Time	SE1	SP1	SE2	SP2	SE3	SP3
9	1:44.294	52.932		27.662	220	23.700	177	26	1:35.397	50.748		23.970	244	20.679	189
10	2:00.780	54.609		32.568	173	33.603		27	1:39.652	50.917		26.144	226	22.591	187
11	2:25.702	1:35.835		26.939	225	22.928	184	28	1:43.417	53.893		26.628	226	22.896	186
12	1:43.830	53.752		27.438	229	22.640	184	29	1:47.310	54.232		29.592	204	23.486	185
13	1:42.372	53.214		26.783	228	22.375	184	30	1:40.735	52.666		25.562	228	22.507	186
14	1:41.194	52.111		26.846	230	22.237	184	31	1:38.224	51.753		24.932	233	21.539	187
15	1:41.321	52.325		26.449	227	22.547	183	32	1:35.458	50.594		24.256	240	20.608	189
16	1:42.488	52.700		27.123	222	22.665	183	33	1:36.259	49.340		25.621	235	21.298	187
17	1:47.537	52.432		26.598	226	28.507									

15 Swen Dolenc, GER/ Martin Ragginger, AUT

theoretical besttime: 1:37.889

1	2:51.380	1:35.776		43.877	114	31.727	81	19	1:38.774	51.047		25.931	241	21.796	184
2	2:36.011	1:15.541		54.211	68	26.259	182	20	1:38.695	51.425		25.780	242	21.490	186
3	1:52.237				179	26.007	183	21	1:38.824	51.539		25.702	243	21.583	187
4	1:42.411	53.429		26.735	228	22.247	185	22	1:39.202	51.977		25.785	242	21.440	183
5	1:41.237	53.053		26.200	233	21.984	184	23	1:39.306	52.166		25.453	238	21.687	185
6	1:40.249	51.950		26.087	235	22.212	185	24	1:39.072	51.703		25.635	242	21.734	182
7	1:41.141	52.217		26.066	234	22.858	183	25	1:40.486	52.143		25.998	235	22.345	186
8	1:40.663	52.038		26.521	229	22.104	186	26	1:39.452	51.681		25.635	241	22.136	183
9	1:40.125	51.979		26.100	232	22.046	183	27	1:39.896	52.144		25.537	238	22.215	183
10	1:40.729	52.160		26.441	237	22.128	184	28	1:39.531	52.046		25.703	239	21.782	186
11	1:40.612	52.192		26.165	235	22.255	186	29	1:42.637	52.555		27.266	220	22.816	184
12	1:41.236	51.713		26.663	227	22.860	182	30	1:42.579	52.045		26.819	230	23.715	182
13	1:40.926	52.689		26.277	236	21.960	184	31	1:40.892	51.997		26.243	238	22.652	185
14	1:46.011	52.522		26.335	237	27.154		32	1:40.196	51.994		26.039	239	22.163	183
15	2:46.624	1:58.532		26.217	235	21.875	186	33	1:39.314	51.456		25.752	241	22.106	183
16	1:39.128	51.169		26.092	240	21.867	187	34	1:39.433	51.429		25.941	233	22.063	183
17	1:39.160	50.996		26.233	238	21.931	185	35	1:40.654	52.076		26.222	234	22.356	184
18	1:38.763	51.106		25.923	240	21.734	185								

16 Andrina Gugger, SUI/ Otto Klohs, GER

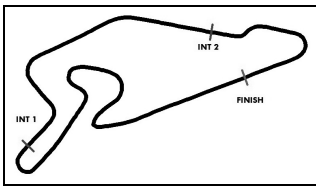
theoretical besttime: 1:40.186

1	3:05.232	1:50.090		43.837	97	31.305	82	19	1:42.415	53.392		26.632	228	22.391	183
2	2:34.064	1:15.927		50.927	75	27.210	182	20	1:41.965	53.422		26.300	230	22.243	183
3	1:49.805	57.086		28.920	191	23.799	184	21	1:41.399	52.769		26.359	226	22.271	184
4	1:46.547	55.327		27.830	218	23.390	183	22	1:41.541	52.766		26.250	232	22.525	182
5	1:45.689	54.727		27.266	220	23.696	185	23	1:42.551	53.176		26.794	228	22.581	181
6	1:44.273	54.347		27.034	225	22.892	184	24	1:42.032	52.890		26.420	228	22.722	183
7	1:43.824	53.746		27.201	222	22.877	185	25	1:41.243	52.119		26.274	231	22.850	182
8	1:42.460	53.033		26.811	228	22.616	186	26	1:42.240	53.225		25.954	235	23.061	182
9	1:42.979	53.298		26.946	229	22.735	185	27	1:42.641	53.688		26.436	228	22.517	183
10	1:42.638	53.171		26.778	231	22.689	185	28	1:43.639	53.456		27.129	225	23.054	185
11	1:42.901	53.387		26.775	228	22.739	185	29	1:44.519	53.627		26.946	219	23.946	181
12	1:42.395	53.402		26.542	234	22.451	186	30	1:42.548	53.034		26.693	226	22.821	185
13	1:42.664	53.362		26.560	232	22.742	186	31	1:42.635	53.074		26.618	230	22.943	184
14	1:42.864	53.531		26.611	232	22.722	187	32	1:42.441	52.879		26.705	229	22.857	185
15	1:47.201	52.409		26.579	227	28.213		33	1:41.455	52.607		26.108	233	22.740	181
16	2:53.746	2:03.970		27.106	225	22.670	183	34	1:42.880	54.453		26.314	233	22.113	184
17	1:42.592	53.345		26.567	229	22.680	182								
18	1:42.426	53.502		26.734	231	22.190	185								

17 Remo Lips, SUI/ Frank Schmicler, GER

theoretical besttime: 1:38.577

1	3:03.350	1:47.662		44.162	98	31.526	74	19	1:42.322	53.371		26.783	228	22.168	184
2	2:33.667	1:16.055		50.734	68	26.878	180	20	1:42.706	53.424		26.797	228	22.485	183
3	1:47.303	55.479		27.776	198	24.048	179	21	1:40.809	52.878		26.258	231	21.673	183
4	1:44.716	54.833		26.493	215	23.390	181	22	1:40.304	52.918		25.843	233	21.543	183
5	1:45.746	55.357		26.847	218	23.542	183	23	1:39.552	52.120		25.871	236	21.561	184
6	1:42.306	53.242		26.269	230	22.795	183	24	1:44.463	53.179		26.753	224	24.531	181
7	1:42.046	53.115		26.235	235	22.696	183	25	1:40.688	53.042		25.564	233	22.082	184
8	1:41.554	52.605		26.292	229	22.657	183	26	1:39.086	51.817		25.752	234	21.517	185
9	1:43.134	52.983		27.078	226	23.073	182	27	1:38.577	51.653		25.473	236	21.451	182
10	1:41.411	52.819		26.073	234	22.519	183	28	1:42.480	52.754		27.073	226	22.653	183
11	1:41.237	53.001		26.058	234	22.178	183	29	1:48.958	53.318		28.215	216	27.425	179



ADAC GT Masters

Lap analysis Rennen 1

Provisional



Nürburgring, Length: 3618 m
 Air temperature: 13.0°C
 Track temperature: 14.0°C
 Weather condition: Wet



Reg. Nr.: 229/2012

Saturday 14.7.2012 12:30



Lap	Time	SE1	SP1	SE2	SP2	SE3	SP3	Lap	Time	SE1	SP1	SE2	SP2	SE3	SP3
12	1:41.323	52.626		26.166	234	22.531	181	30	1:43.315	53.645		26.865	229	22.805	182
13	1:42.092	52.888		26.217	234	22.987	181	31	1:41.119	52.346		26.469	227	22.304	183
14	1:42.616	53.261		26.785	233	22.570	183	32	1:41.476	52.771		25.962	233	22.743	182
15	1:41.878	53.437		26.036	234	22.405	184	33	1:40.473	52.407		26.013	231	22.053	183
16	1:45.715	53.301		26.325	231	26.089		34	1:40.548	52.212		26.141	236	22.195	181
17	2:52.641	2:02.036		27.550	221	23.055	180								
18	1:42.756	53.617		26.867	225	22.272	183								

18 Toni Seiler, SUI/ Frank Kechele, GER

theoretical besttime: 1:33.319

1	2:57.156	1:42.050		43.909	120	31.197	77	19	3:39.289	2:48.158		28.462	228	22.669	183
2	2:34.329	1:15.964		52.017	70	26.348	180	20	1:45.218	57.842		26.266	242	21.110	186
3	1:49.299	54.452		29.477	202	25.370	177	21	1:39.638	54.347		24.890	243	20.401	189
4	1:46.717	54.319		28.498	211	23.900	179	22	1:38.481	53.399		24.731	244	20.351	188
5	1:43.554	53.855		27.102	224	22.597	180	23	1:36.833	51.138		25.324	240	20.371	189
6	1:41.416	52.106		26.994	229	22.316	181	24	1:41.205	53.186		25.534	232	22.485	186
7	1:44.496	53.294		28.278	213	22.924	181	25	1:38.394	52.081		24.403	239	21.910	187
8	1:42.626	53.517		26.737	228	22.372	183	26	1:37.804	51.441		25.976	240	20.387	191
9	1:44.783	53.267		28.557	216	22.959	179	27	1:33.434	49.362		23.606	247	20.466	188
10	1:41.688	52.880		26.520	232	22.288	181	28	1:44.891	54.197		26.994	224	23.700	183
11	1:43.980	54.460		26.976	230	22.544	180	29	1:48.501	56.175		28.492	220	23.834	181
12	1:41.531	52.812		26.746	230	21.973	180	30	1:45.085	55.121		26.499	232	23.465	181
13	1:42.018	52.509		27.006	228	22.503	180	31	1:41.022	54.100		24.973	242	21.949	184
14	1:44.249	53.970		27.388	226	22.891	179	32	1:38.784	52.954		24.392	243	21.438	188
15	1:42.441	53.304		26.855	231	22.282	180	33	1:36.232	51.275		23.679	245	21.278	189
16	1:42.343	52.742		27.047	231	22.554	181	34	1:39.426	51.480		26.011	234	21.935	189
17	1:41.760	52.575		26.844	227	22.341	180								
18	1:48.909	53.210		27.692	229	28.007									

19 Abdulaziz Al Faisal, KSA/ Mirko Bortolotti, ITA

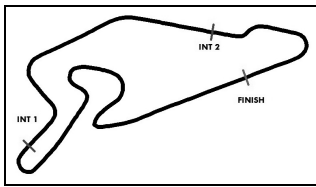
theoretical besttime: 1:38.504

1	2:52.544	1:36.587		43.890	113	32.067	88	19	1:40.332	51.930		26.038	229	22.364	178
2	2:35.672	1:15.497		53.845	64	26.330	175	20	1:41.049	52.941		25.974	230	22.134	178
3	1:44.972	54.864		27.281	221	22.827	177	21	1:39.983	52.019		25.985	230	21.979	177
4	1:42.752	53.045		26.441	228	23.266	177	22	1:38.814	51.612		25.534	232	21.668	179
5	1:41.529	52.759		26.301	227	22.469	178	23	1:39.330	52.142		25.325	232	21.863	179
6	1:42.094	53.518		26.215	227	22.361	178	24	1:39.933	52.456		25.910	230	21.567	179
7	1:41.235	52.165		26.539	229	22.531	178	25	1:40.265	52.235		25.786	229	22.244	178
8	1:41.531	52.440		26.894	226	22.197	178	26	1:39.801	52.016		25.875	220	21.910	179
9	1:41.953	52.477		26.804	229	22.672	175	27	1:39.158	51.977		25.402	231	21.779	177
10	1:43.422	53.991		26.764	228	22.667	176	28	1:39.985	52.094		25.868	230	22.023	179
11	1:43.912	55.738		26.472	228	21.702	180	29	1:41.723	52.892		26.376	229	22.455	178
12	1:42.319	52.898		26.532	231	22.889	178	30	1:42.332	52.953		26.314	230	23.065	177
13	1:41.310	52.330		26.701	227	22.279	177	31	1:40.993	52.532		26.154	231	22.307	178
14	1:45.450	52.283		26.549	227	26.618		32	1:40.578	52.422		25.938	229	22.218	177
15	2:47.601	1:57.357		25.997	232	24.247	178	33	1:40.909	51.886		26.028	230	22.995	178
16	1:40.920	52.601		26.120	228	22.199	179	34	1:39.380	51.703		25.486	230	22.191	177
17	1:40.167	51.689		26.074	227	22.404	177	35	1:39.481	51.897		25.437	230	22.147	176
18	1:40.239	51.909		25.948	229	22.382	178								

20 Claudia Hürtgen, GER/ Dominik Schwager, GER

theoretical besttime: 1:36.966

1	2:35.962	1:20.389		44.248	98	31.325	102	19	1:44.140	51.922		25.963	231	26.255	
2	2:45.181	1:16.711		55.679	82	32.791	173	20	2:44.178	1:56.741		25.931	231	21.506	181
3	1:42.615	53.799		26.519	227	22.297	179	21	1:40.842	52.735		26.031	229	22.076	180
4	1:41.618	52.310		26.063	230	23.245	178	22	1:38.820	52.092		25.635	230	21.093	180
5	1:41.118	52.835		26.215	231	22.068	178	23	1:37.720	51.355		25.323	232	21.042	179
6	1:41.079	52.987		26.293	230	21.799	179	24	1:37.725	51.558		25.151	233	21.016	181
7	1:40.383	52.133		26.356	230	21.894	181	25	1:40.751	52.332		26.230	232	22.189	180
8	1:40.708	52.585		26.173	228	21.950	180	26	1:39.430	52.278		25.381	233	21.771	181
9	1:40.566	52.104		26.011	230	22.451	179	27	1:38.872	51.693		25.161	235	22.018	181
10	1:39.232	51.648		25.816	230	21.768	180	28	1:37.227	50.799		25.310	233	21.118	180
11	1:39.670	51.974		25.987	231	21.709	181	29	1:42.528	52.851		26.832	221	22.845	179
12	1:39.565	51.777		25.970	231	21.818	179	30	1:41.059	52.114		26.489	229	22.456	179
13	1:40.257	51.781		25.991	230	22.485	180	31	1:42.173	52.846		26.925	229	22.402	179



ADAC GT Masters

Lap analysis Rennen 1

Provisional



Nürburgring, Length: 3618 m

Air temperature: 13.0°C

Track temperature: 14.0°C

Weather condition: Wet



Reg. Nr.: 229/2012

Saturday 14.7.2012 12:30

**ADAC Masters
Weekend**

Lap	Time	SE1	SP1	SE2	SP2	SE3	SP3	Lap	Time	SE1	SP1	SE2	SP2	SE3	SP3
14	1:40.845	52.115		26.667	229	22.063	178	32	1:40.873	52.552		26.207	232	22.114	180
15	1:39.423	51.826		25.869	233	21.728	180	33	1:39.912	52.136		25.968	232	21.808	180
16	1:39.639	51.595		25.907	233	22.137	180	34	1:38.341	51.145		25.613	231	21.583	179
17	1:39.310	51.957		25.883	232	21.470	181	35	1:40.613	51.519		27.366	232	21.728	181
18	1:39.299	51.722		25.856	232	21.721	179								

21 Edward Sandström, SWE/ Christopher Mies, GER

theoretical besttime: 1:32.660

1	2:46.678	1:32.117		43.411	111	31.150	88	16	1:39.230	51.288		26.196	231	21.746	181
2	2:38.265	1:16.094		54.578	78	27.593	176	17	1:39.583	51.926		25.965	231	21.692	181
3	1:43.356	54.157		26.621	224	22.578	179	18	1:44.703	51.737		25.851	232	27.115	
4	1:42.127	52.910		26.440	229	22.777	177	19	3:07.383	2:16.152		28.710	219	22.521	175
5	1:41.880	52.962		26.625	229	22.293	179	20	1:45.728	57.426		27.027	231	21.275	181
6	1:40.825	52.293		26.372	229	22.160	179	21	1:41.820	54.970		25.944	234	20.906	179
7	1:40.455	52.275		26.160	230	22.020	180	22	1:38.966	53.511		24.994	235	20.461	183
8	1:40.847	52.315		26.449	230	22.083	179	23	1:36.862	52.291		24.582	235	19.989	184
9	1:40.623	51.923		26.400	230	22.300	179	24	1:37.771	51.198		26.021	226	20.552	174
10	1:40.612	51.990		26.667	229	21.955	179	25	1:40.879	52.915		25.313	225	22.651	180
11	1:40.650	51.951		26.292	229	22.407	179	26	1:37.546	51.633		25.250	227	20.663	183
12	1:40.219	52.143		26.365	229	21.711	180	27	1:33.411	50.240		23.738	238	19.433	185
13	1:39.731	51.766		26.199	230	21.766	180	28	1:33.188	49.489		24.239	236	19.460	185
14	1:41.198	52.206		26.122	231	22.870	180								
15	1:39.698	51.631		26.156	232	21.911	179								

22 Christian Abt, GER/ Luca Ludwig, GER

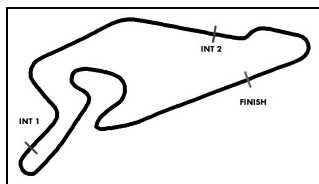
theoretical besttime: 1:34.685

1	2:56.025	1:40.993		44.137	127	30.895	83	19	3:21.825	2:28.917		29.944	209	22.964	177
2	2:34.000	1:15.960		52.339	63	25.701	175	20	1:45.979	55.674		28.055	227	22.250	178
3	1:54.689	53.721		29.435	167	31.533		21	1:41.241	54.297		25.987	233	20.957	180
4	2:23.396	1:34.821		26.356	225	22.219	178	22	1:38.607	52.990		24.991	233	20.626	183
5	1:40.467	52.151		26.115	228	22.201	179	23	1:37.721	51.681		24.752	234	21.288	184
6	1:40.912	52.081		26.517	226	22.314	179	24	1:40.626	52.399		25.622	223	22.605	180
7	1:39.920	51.756		26.113	227	22.051	179	25	1:39.246	52.647		24.956	232	21.643	182
8	1:39.501	51.610		25.927	228	21.964	180	26	1:36.290	51.022		24.380	235	20.888	183
9	1:39.874	51.680		25.889	229	22.305	176	27	1:34.710	50.324		24.206	236	20.180	184
10	1:40.109	52.263		25.838	229	22.008	179	28	1:41.499	52.142		26.707	220	22.650	179
11	1:39.509	51.579		25.947	229	21.983	179	29	1:45.084	54.381		27.544	220	23.159	179
12	1:39.107	51.564		25.769	229	21.774	178	30	1:45.177	53.702		27.139	220	24.336	177
13	1:39.124	51.415		25.777	230	21.932	179	31	1:40.217	52.646		25.347	229	22.224	179
14	1:39.226	51.508		25.880	230	21.838	180	32	1:37.784	51.778		24.970	233	21.036	182
15	1:39.867	51.856		25.756	230	22.255	179	33	1:35.769	50.868		24.372	235	20.529	184
16	1:39.784	51.824		25.932	228	22.028	180	34	2:07.727	50.299		55.994	207	21.434	183
17	1:39.437	51.581		25.836	230	22.020	179								
18	1:45.677	52.827		26.440	229	26.410									

23 Martin Matzke, CZE/ Fredrik Lestrup, SWE

theoretical besttime: 1:38.198

1	2:54.618	1:40.132		43.885	122	30.601	79	19	1:40.720	52.433		26.462	230	21.825	178
2	2:34.994	1:16.129		52.717	69	26.148	168	20	1:41.147	52.406		26.777	225	21.964	178
3	1:46.126	54.971		28.135	199	23.020	174	21	1:39.896	52.345		26.138	230	21.413	177
4	1:42.221	52.901		26.133	229	23.187	177	22	1:39.385	51.986		25.908	229	21.491	178
5	1:41.039	52.322		26.356	227	22.361	178	23	1:39.267	52.077		25.712	230	21.478	178
6	1:41.697	52.980		26.502	228	22.215	178	24	1:40.763	52.678		26.584	229	21.501	179
7	1:41.312	52.894		26.277	227	22.141	177	25	1:39.859	52.112		25.744	231	22.003	179
8	1:42.169	53.804		26.395	226	21.970	178	26	1:39.775	52.278		25.498	230	21.999	178
9	1:42.990	53.564		26.564	228	22.862	174	27	1:39.308	51.589		25.984	217	21.735	179
10	1:42.195	52.563		26.694	228	22.938	178	28	1:40.076	51.355		26.524	224	22.197	178
11	1:41.632	53.004		26.569	227	22.059	178	29	1:42.014	52.720		26.595	229	22.699	178
12	1:44.129	53.288		26.629	227	24.212	176	30	1:41.200	52.368		26.426	229	22.406	179
13	1:42.047	53.149		26.329	230	22.569	176	31	1:41.249	52.177		26.592	229	22.480	177
14	1:41.015	52.540		26.343	229	22.132	178	32	1:40.539	52.308		26.454	230	21.777	178
15	1:42.315	53.201		26.666	229	22.448	175	33	1:39.153	51.850		25.628	230	21.675	178
16	1:41.881	53.154		26.526	229	22.201	179	34	1:39.681	51.761		25.771	231	22.149	177
17	1:46.321	52.897		26.532	227	26.892		35	1:38.701	51.827		25.430	233	21.444	178
18	2:49.622	1:59.926		26.728	215	22.968	177								



ADAC GT Masters

Lap analysis Rennen 1

Provisional



Nürburgring, Length: 3618 m

Air temperature: 13.0°C

Track temperature: 14.0°C

Weather condition: Wet



Reg. Nr.: 229/2012

Saturday 14.7.2012 12:30

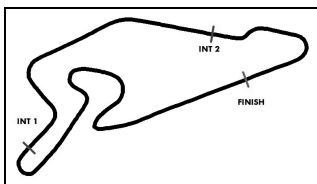
**ADAC Masters
Weekend**

Lap	Time	SE1	SP1	SE2	SP2	SE3	SP3	Lap	Time	SE1	SP1	SE2	SP2	SE3	SP3
-----	------	-----	-----	-----	-----	-----	-----	-----	------	-----	-----	-----	-----	-----	-----

25 Georg Engelhardt, GER/ Marco Seefried, GER								theoretical besttime: 1:32.539							
1	3:06.319	1:51.561		43.498	99	31.260	82	18	1:38.986	51.481		25.930	235	21.575	181
2	2:34.031	1:16.573		50.190	73	27.268	178	19	1:39.500	51.708		26.148	236	21.644	181
3	1:47.323	56.379		27.795	199	23.149	179	20	1:39.770	52.186		25.831	234	21.753	182
4	1:44.926	54.706		27.106	226	23.114	180	21	1:44.671	51.786		25.771	235	27.114	
5	1:43.529	53.613		26.946	228	22.970	181	22	3:54.728	3:08.841		25.370	238	20.517	185
6	1:42.662	53.191		26.713	228	22.758	180	23	1:43.248	53.908		26.519	225	22.821	183
7	1:42.065	52.771		26.648	229	22.646	182	24	1:41.217	54.077		25.179	239	21.961	185
8	1:41.531	52.896		26.464	231	22.171	182	25	1:38.674	52.175		24.618	231	21.881	186
9	1:42.386	52.860		26.812	225	22.714	181	26	1:32.539	48.690		24.087	241	19.762	189
10	1:41.944	53.034		26.451	232	22.459	181	27	1:38.006	49.988		25.788	228	22.230	183
11	1:41.283	52.575		26.358	227	22.350	181	28	1:44.330	53.464		26.871	225	23.995	179
12	1:41.880	53.143		26.320	232	22.417	177	29	1:42.780	53.899		26.601	230	22.280	183
13	1:42.767	53.274		27.091	228	22.402	180	30	1:41.286	53.530		25.182	236	22.574	182
14	1:52.516	52.895		26.583	227	33.038		31	1:40.108	52.078		25.098	237	22.932	182
15	2:43.746	1:55.899		26.012	232	21.835	182	32	1:36.740	51.306		24.720	241	20.714	185
16	1:39.561	51.861		25.902	234	21.798	182	33	1:34.238	49.585		24.286	239	20.367	188
17	1:39.843	52.238		25.861	235	21.744	180								

26 Rene Bourdeaux, GER/ Alfred Renauer, GER								theoretical besttime: 1:37.452							
1	3:05.983	1:51.113		43.667	96	31.203	89	19	1:40.604	52.522		26.461	237	21.621	183
2	2:33.726	1:16.243		50.297	81	27.186	179	20	1:40.742	52.775		26.098	236	21.869	183
3	1:46.865	56.218		27.777	218	22.870	181	21	1:39.450	52.326		25.627	237	21.497	184
4	1:43.601	53.902		26.934	221	22.765	181	22	1:39.314	52.410		25.614	235	21.290	184
5	1:42.849	53.393		26.674	223	22.782	182	23	1:39.041	52.595		25.314	235	21.132	182
6	1:41.460	52.468		26.610	224	22.382	183	24	1:40.495	52.986		26.121	229	21.388	185
7	1:42.991	52.721		27.034	214	23.236	183	25	1:40.580	52.082		25.579	232	22.919	184
8	1:41.274	52.360		26.447	224	22.467	182	26	1:38.894	52.024		25.195	228	21.675	184
9	1:41.953	52.947		26.504	226	22.502	183	27	1:38.076	51.187		25.501	232	21.388	184
10	1:40.744	52.032		26.472	225	22.240	183	28	1:39.362	51.125		26.241	226	21.996	184
11	1:40.788	51.986		26.475	226	22.327	183	29	1:41.530	52.509		26.481	228	22.540	185
12	1:41.268	52.448		26.550	226	22.270	183	30	1:43.528	52.907		27.801	229	22.820	184
13	1:41.519	52.517		26.700	228	22.302	182	31	1:40.888	52.167		26.385	224	22.336	184
14	1:42.052	52.681		26.828	225	22.543	182	32	1:39.606	51.674		25.667	232	22.265	183
15	1:41.627	52.524		26.407	228	22.696	182	33	1:39.437	51.661		25.488	235	22.288	183
16	1:49.581	53.022		27.824	225	28.735		34	1:39.755	52.336		25.458	234	21.961	184
17	2:48.543	2:00.176		26.306	236	22.061	183	35	1:38.648	51.342		25.311	237	21.995	185
18	1:41.310	52.589		26.839	227	21.882	183								

27 Andreas Wirth, GER/ Heinz-Harald Frentzen, GER								theoretical besttime: 1:32.422							
1	2:40.384	1:26.507		43.150	138	30.727	110	16	1:40.414	52.188		26.105	235	22.121	185
2	2:42.560	1:17.045		55.432	77	30.083	178	17	1:47.462	53.964		26.131	234	27.367	
3	1:44.338	54.247		26.747	209	23.344	182	18	3:20.728	2:25.417		30.610	209	24.701	177
4	1:40.681	52.220		26.038	232	22.423	182	19	1:50.582	59.125		28.831	224	22.626	183
5	1:41.082	52.546		26.040	232	22.496	182	20	1:46.781	57.470		27.170	235	22.141	183
6	1:40.603	52.107		26.059	236	22.437	183	21	1:43.183	55.533		26.068	238	21.582	184
7	1:40.421	52.383		25.951	235	22.087	183	22	1:39.653	53.400		25.321	241	20.932	184
8	1:40.028	51.869		25.808	236	22.351	184	23	1:37.902	52.724		24.549	242	20.629	185
9	1:40.313	52.022		25.927	236	22.364	182	24	1:41.488	51.606		26.841	220	23.041	183
10	1:39.781	51.838		25.851	236	22.092	184	25	1:42.086	54.501		25.298	232	22.287	185
11	1:40.009	52.039		25.881	234	22.089	185	26	1:36.753	51.959		24.222	243	20.572	188
12	1:39.772	51.811		25.924	233	22.037	184	27	1:32.422	48.741		23.810	243	19.871	169
13	1:40.172	52.021		26.055	233	22.096	184	28	1:39.446	50.436		26.440	220	22.570	187
14	1:39.859	51.703		25.976	233	22.180	183	29	5:16.362	54.425		27.501	221	3:54.436	
15	1:41.195	52.416		26.058	234	22.721	181								



ADAC GT Masters



Lap analysis Rennen 1

Provisional

Nürburgring, Length: 3618 m

Air temperature: 13.0°C

Track temperature: 14.0°C

Weather condition: Wet



Reg. Nr.: 229/2012

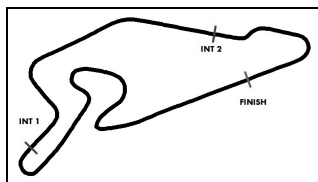
Saturday 14.7.2012 12:30



Lap	Time	SE1	SP1	SE2	SP2	SE3	SP3	Lap	Time	SE1	SP1	SE2	SP2	SE3	SP3
28 Diego Alessi, ITA/ Daniel Keilwitz, GER								theoretical besttime: 1:32.204							
1	2:37.301	1:21.208		44.831	80	31.262	92	18	1:40.703	52.224		26.192	235	22.287	183
2	2:43.884	1:16.305		55.253	100	32.326	179	19	1:44.735	52.479		26.081	237	26.175	
3	1:40.758	52.650		26.194	236	21.914	183	20	3:11.871	2:19.849		29.123	221	22.899	183
4	1:40.455	52.292		25.866	235	22.297	182	21	1:48.051	59.279		27.083	233	21.689	150
5	1:40.518	52.230		26.057	236	22.231	184	22	1:41.252	55.966		25.271	243	20.015	190
6	1:41.004	52.601		26.011	237	22.392	184	23	1:38.203	53.299		24.667	245	20.237	188
7	1:40.032	51.982		25.845	236	22.205	184	24	1:39.043	51.449		26.709	221	20.885	189
8	1:41.405	52.596		26.210	237	22.599	181	25	1:38.952	52.216		24.611	240	22.125	190
9	1:40.370	52.336		26.143	233	21.891	183	26	1:37.444	52.475		24.410	247	20.559	190
10	1:40.114	51.916		25.987	236	22.211	183	27	1:33.478	49.333		24.333	234	19.812	190
11	1:41.179	52.899		26.105	236	22.175	184	28	1:32.902	48.059		24.851	230	19.992	190
12	1:40.096	51.796		25.864	236	22.436	184	29	1:43.812	53.203		27.688	224	22.921	185
13	1:40.573	51.768		26.309	235	22.496	184	30	1:45.668	54.872		27.302	230	23.494	185
14	1:41.359	52.067		26.164	237	23.128	179	31	1:45.701	55.512		27.121	229	23.068	183
15	1:41.003	52.516		26.200	238	22.287	184	32	1:41.711	53.585		26.354	233	21.772	186
16	1:40.498	52.100		25.973	237	22.425	184	33	2:00.893	57.163		30.919	162	32.811	
17	1:51.866	1:02.387		26.417	236	23.062	185								

Lap	Time	SE1	SP1	SE2	SP2	SE3	SP3	Lap	Time	SE1	SP1	SE2	SP2	SE3	SP3
29 Robert Renauer, GER/ Nicki Thiim, DEN								theoretical besttime: 1:30.815							
1	3:08.059	1:53.834		43.329	90	30.896	79	19	1:45.064	51.899		26.021	236	27.144	
2	2:33.056	1:16.883		49.345	74	26.828	181	20	3:52.530	3:02.529		27.957	232	22.044	185
3	1:43.012	53.709		26.202	215	23.101	182	21	1:40.628	54.755		25.579	240	20.294	187
4	1:43.494	53.398		26.830	211	23.266	181	22	1:37.201	52.318		24.354	244	20.529	186
5	1:41.379	52.976		25.824	237	22.579	184	23	1:36.382	51.725		23.816	245	20.841	188
6	1:40.770	52.461		26.114	237	22.195	184	24	1:39.752	50.923		25.988	230	22.841	181
7	1:39.678	51.971		25.731	237	21.976	185	25	1:38.088	52.691		24.443	241	20.954	187
8	1:39.294	51.456		25.816	236	22.022	184	26	1:34.515	50.258		23.647	245	20.610	189
9	1:39.681	51.824		25.781	235	22.076	184	27	1:32.393	49.384		23.466	244	19.543	189
10	1:40.251	52.001		26.093	235	22.157	184	28	1:37.434	49.572		25.890	233	21.972	186
11	1:41.247	52.161		27.029	229	22.057	184	29	1:43.049	53.457		26.756	230	22.836	184
12	1:40.882	51.924		25.947	235	23.011	182	30	1:41.857	53.507		26.054	237	22.296	184
13	1:40.170	52.460		25.821	237	21.889	185	31	1:39.315	52.301		25.170	237	21.844	184
14	1:39.752	51.622		25.932	235	22.198	183	32	1:37.338	51.367		24.695	235	21.276	185
15	1:39.535	51.684		25.770	237	22.081	184	33	1:34.693	50.251		24.118	242	20.324	188
16	1:39.947	51.933		25.833	236	22.181	183	34	1:34.009	49.371		24.965	240	19.673	190
17	1:39.897	51.784		25.968	237	22.145	183	35	1:31.760	47.836		23.436	246	20.488	190
18	1:41.154	52.597		26.458	231	22.099	182								

Lap	Time	SE1	SP1	SE2	SP2	SE3	SP3	Lap	Time	SE1	SP1	SE2	SP2	SE3	SP3
31 Michael Schulze, GER/ Tobias Schulze, GER								theoretical besttime: 1:36.831							
1	3:02.120	1:46.016		45.067	95	31.037	78	19	2:44.685	1:56.753		26.208	230	21.724	179
2	2:33.819	1:15.129		51.972	67	26.718	174	20	1:39.573	52.362		25.910	233	21.301	179
3	1:46.764	55.896		27.512	216	23.356	179	21	1:40.097	52.666		26.169	235	21.262	180
4	1:45.703	55.305		27.155	216	23.243	180	22	1:38.720	52.416		25.608	234	20.696	181
5	1:45.561	55.669		26.999	223	22.893	180	23	1:37.306	52.016		24.895	235	20.395	181
6	1:42.167	53.150		26.525	225	22.492	181	24	1:39.471	52.247		26.195	231	21.029	180
7	1:41.786	52.842		26.476	225	22.468	181	25	1:40.918	52.977		25.791	233	22.150	177
8	1:41.937	53.026		26.659	227	22.252	181	26	1:39.490	52.107		25.822	234	21.561	181
9	1:43.008	53.156		27.422	224	22.430	181	27	1:37.738	51.822		25.187	237	20.729	182
10	1:40.877	52.745		26.319	230	21.813	181	28	1:41.045	51.541		26.155	232	23.349	177
11	1:40.610	52.542		26.269	229	21.799	181	29	1:43.939	53.924		27.749	228	22.266	178
12	1:40.484	52.383		26.049	233	22.052	181	30	1:41.335	52.714		26.329	231	22.292	179
13	1:40.583	52.134		26.422	231	22.027	181	31	1:40.220	52.235		26.009	232	21.976	177
14	1:41.906	53.038		26.408	230	22.460	181	32	1:40.327	52.338		26.196	234	21.793	179
15	1:43.522	55.281		26.494	230	21.747	182	33	1:39.722	52.148		25.380	233	22.194	181
16	1:40.780	52.139		26.628	228	22.013	181	34	1:38.142	51.635		25.067	234	21.440	179
17	1:40.528	52.054		26.546	234	21.928	181	35	1:38.683	52.210		24.943	235	21.530	181
18	1:48.590	53.835		26.212	233	28.543									



ADAC GT Masters

Lap analysis Rennen 1

Provisional



Nürburgring, Length: 3618 m

Air temperature: 13.0°C

Track temperature: 14.0°C

Weather condition: Wet



Reg. Nr.: 229/2012

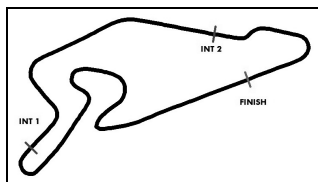
Saturday 14.7.2012 12:30

ADAC Masters
Weekend

Lap	Time	SE1	SP1	SE2	SP2	SE3	SP3	Lap	Time	SE1	SP1	SE2	SP2	SE3	SP3
32		Ferdinand Stuck, AUT/ Johannes Stuck, AUT						theoretical besttime: 1:36.351							
1	3:12.825	2:00.324		42.011	108	30.490	89	19	2:46.356	1:58.637		26.119	229	21.600	177
2	2:34.473	1:18.184		47.291	64	28.998	173	20	1:39.527	52.225		25.998	230	21.304	180
3	1:44.001	54.294		26.712	216	22.995	183	21	1:38.875	52.004		25.999	229	20.872	179
4	1:47.665	54.207		30.829	224	22.629	181	22	1:38.670	51.597		25.946	230	21.127	179
5	1:42.537	52.964		27.234	227	22.339	183	23	1:43.477	57.543		25.335	232	20.599	180
6	1:41.356	52.899		26.351	232	22.106	182	24	1:39.632	52.203		26.354	227	21.075	182
7	1:40.473	51.847		26.560	231	22.066	182	25	1:40.582	52.188		26.071	226	22.323	179
8	1:40.507	52.572		26.105	232	21.830	181	26	1:38.290	51.801		25.152	233	21.337	178
9	1:41.251	51.871		26.607	232	22.773	180	27	1:37.931	51.587		25.030	233	21.314	180
10	1:41.881	53.106		26.514	234	22.261	181	28	1:39.129	50.722		26.477	232	21.930	182
11	1:41.546	52.865		26.851	232	21.830	182	29	1:41.480	52.241		26.787	231	22.452	176
12	1:41.195	52.852		26.689	231	21.654	180	30	1:41.365	52.237		26.621	231	22.507	180
13	1:40.069	51.673		26.314	233	22.082	179	31	1:40.757	52.024		26.604	228	22.129	179
14	1:40.233	51.672		26.568	232	21.993	182	32	1:40.426	52.062		26.496	232	21.868	180
15	1:39.811	51.930		26.174	232	21.707	181	33	1:40.597	53.428		25.579	232	21.590	179
16	1:40.992	52.176		26.956	230	21.860	181	34	1:37.903	51.235		25.481	231	21.187	179
17	1:40.333	52.162		26.426	231	21.745	180	35	1:37.106	50.992		25.079	234	21.035	182
18	1:46.164	52.301		26.461	232	27.402									

Lap	Time	SE1	SP1	SE2	SP2	SE3	SP3	Lap	Time	SE1	SP1	SE2	SP2	SE3	SP3
33		Kristian Poulsen, DEN/ Christoffer Nygaard, DEN						theoretical besttime: 1:37.813							
1	2:44.965	1:31.155		42.846	133	30.964	86	19	1:58.542	1:09.477		26.535	229	22.530	179
2	2:39.533	1:17.087		54.457	69	27.989	175	20	1:40.845	53.314		25.804	229	21.727	179
3	1:43.202	53.819		26.221	227	23.162	179	21	1:39.232	52.367		25.513	229	21.352	179
4	1:41.746	52.864		26.133	229	22.749	175	22	1:38.996	52.318		25.327	230	21.351	180
5	1:41.138	52.976		25.955	231	22.207	179	23	1:40.117	52.580		25.457	229	22.080	180
6	1:40.851	52.736		26.055	231	22.060	179	24	1:39.623	52.453		25.723	229	21.447	181
7	1:40.849	52.372		26.088	232	22.389	180	25	1:40.561	52.563		25.941	216	22.057	179
8	1:39.441	51.469		26.198	230	21.774	180	26	1:39.326	52.472		25.248	228	21.606	178
9	1:39.740	51.996		26.110	231	21.634	180	27	1:39.046	52.349		24.993	230	21.704	179
10	1:39.819	51.988		25.947	231	21.884	178	28	1:39.958	52.206		25.765	222	21.987	178
11	1:40.210	52.070		26.284	230	21.856	179	29	1:41.522	52.744		26.240	227	22.538	179
12	1:39.914	51.947		26.187	231	21.780	179	30	1:41.976	52.575		26.638	220	22.763	179
13	1:39.732	51.732		26.163	231	21.837	180	31	1:40.925	52.631		25.994	224	22.300	178
14	1:39.877	52.151		26.057	230	21.669	180	32	1:40.444	52.128		26.038	226	22.278	179
15	1:39.960	52.067		26.032	232	21.861	177	33	1:39.789	52.316		25.518	232	21.955	181
16	1:39.783	51.816		25.972	232	21.995	177	34	1:39.542	52.400		25.288	232	21.854	179
17	1:45.178	53.659		26.029	231	25.490		35	1:39.024	52.263		25.183	233	21.578	181
18	2:54.492	2:00.786		26.269	226	27.437									

Lap	Time	SE1	SP1	SE2	SP2	SE3	SP3	Lap	Time	SE1	SP1	SE2	SP2	SE3	SP3
34		Max Sandritter, GER/ Christian Bracke, GER						theoretical besttime: 1:38.747							
1	3:09.311	1:56.611		42.583	106	30.117	90	18	1:40.975	52.426		26.503	232	22.046	188
2	2:34.005	1:18.012		49.145	66	26.848	184	19	1:46.067	52.899		26.486	232	26.682	
3	1:47.717	55.273		28.862	172	23.582	186	20	3:29.956	2:33.529		31.720	213	24.707	176
4	1:45.496	55.393		27.173	215	22.930	185	21	1:54.906	1:02.252		29.125	228	23.529	180
5	1:44.292	54.425		26.769	228	23.098	186	22	1:47.937	58.540		27.405	242	21.992	188
6	1:41.254	52.542		26.300	233	22.412	187	23	1:46.210	56.317		27.629	227	22.264	188
7	1:41.830	52.231		27.383	232	22.216	188	24	1:51.603	59.054		27.750	207	24.799	177
8	1:41.973	53.048		26.547	233	22.378	187	25	1:51.077	58.514		29.054	194	23.509	184
9	1:41.175	52.425		26.387	233	22.363	187	26	1:40.910	54.394		25.171	240	21.345	187
10	1:41.282	52.591		26.287	234	22.404	188	27	1:46.699	54.074		27.968	190	24.657	178
11	1:42.082	52.452		27.179	225	22.451	187	28	2:01.315	1:00.217		30.758	187	30.340	155
12	1:41.764	52.952		26.591	234	22.221	187	29	2:09.245	1:02.422		33.065	169	33.758	
13	1:41.719	52.539		26.768	228	22.412	186	30	2:55.238	2:04.068		26.903	230	24.267	180
14	1:42.483	53.308		26.284	236	22.891	184	31	1:42.288	53.656		25.704	238	22.928	181
15	1:41.256	52.759		26.394	230	22.103	187	32	1:43.335	54.664		26.056	236	22.615	178
16	1:41.292	52.539		26.528	231	22.225	186								
17	1:41.430	52.660		26.385	232	22.385	185								



ADAC GT Masters

Lap analysis Rennen 1

Provisional



Nürburgring, Length: 3618 m

Air temperature: 13.0°C

Track temperature: 14.0°C

Weather condition: Wet



Reg. Nr.: 229/2012

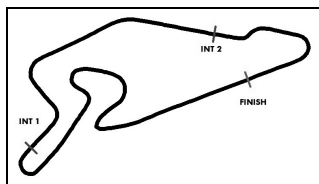
Saturday 14.7.2012 12:30

**ADAC Masters
Weekend**

Lap	Time	SE1	SP1	SE2	SP2	SE3	SP3	Lap	Time	SE1	SP1	SE2	SP2	SE3	SP3
35 Achim Winter, GER/ Charlie Geipel, GER								theoretical besttime: 1:39.608							
1	3:10.402	1:58.404		42.555	91	29.443	94	19	1:42.160	53.835		26.457	233	21.868	184
2	2:35.555	1:18.436		48.310	59	28.809	173	20	1:42.058	54.011		26.260	236	21.787	182
3	1:49.408	56.887		28.834	206	23.687	180	21	1:41.221	53.544		26.157	236	21.520	184
4	1:47.098	55.540		27.785	215	23.773	178	22	1:41.747	53.790		26.338	233	21.619	182
5	1:44.948	54.328		27.503	218	23.117	181	23	1:44.047	55.887		26.701	232	21.459	184
6	1:45.413	54.489		27.325	220	23.599	181	24	1:43.973	55.186		26.132	232	22.655	183
7	1:45.020	53.780		27.727	221	23.513	174	25	1:40.909	53.049		25.937	231	21.923	184
8	1:44.877	53.699		27.782	217	23.396	181	26	1:39.945	52.796		25.469	235	21.680	184
9	1:45.896	54.324		27.754	221	23.818	180	27	1:41.067	53.455		26.025	231	21.587	182
10	1:46.295	55.435		27.490	221	23.370	179	28	1:44.905	54.741		27.260	224	22.904	182
11	1:45.239	54.354		27.484	226	23.401	179	29	1:46.279	54.137		27.624	185	24.518	161
12	1:44.404	54.082		27.296	222	23.026	182	30	1:44.560	55.231		26.675	230	22.654	183
13	1:44.911	53.859		27.550	219	23.502	179	31	1:42.057	53.483		26.112	233	22.462	182
14	1:45.035	53.829		28.057	220	23.149	182	32	1:41.001	52.999		25.786	234	22.216	182
15	1:51.213	54.146		27.548	221	29.519		33	1:40.091	52.919		25.464	230	21.708	184
16	2:52.610	2:03.209		26.717	228	22.684	182	34	1:40.981	53.020		25.353	236	22.608	180
17	1:43.290	54.532		26.573	227	22.185	184								
18	1:41.710	53.303		26.365	233	22.042	183								

Lap	Time	SE1	SP1	SE2	SP2	SE3	SP3	Lap	Time	SE1	SP1	SE2	SP2	SE3	SP3
36 Christian Engelhart, GER/ Sean Edwards, GBR								theoretical besttime: 1:36.677							
1	2:39.159	1:23.413		44.456	122	31.290	92	19	1:38.791	51.439		25.838	232	21.514	181
2	2:42.892	1:16.257		55.432	88	31.203	176	20	1:38.467	51.265		25.632	237	21.570	182
3	1:42.457	53.454		26.429	214	22.574	182	21	1:38.944	52.195		25.508	235	21.241	182
4	1:41.191	52.104		26.149	230	22.938	178	22	1:38.324	51.645		25.354	235	21.325	183
5	1:39.641	51.303		26.004	229	22.334	182	23	1:37.782	51.703		25.084	236	20.995	183
6	1:38.953	50.829		26.042	233	22.082	182	24	1:37.795	51.716		25.183	234	20.896	185
7	1:40.320	51.920		26.404	228	21.996	182	25	1:39.559	51.796		25.964	234	21.799	184
8	1:39.498	51.501		26.203	232	21.794	183	26	1:38.522	51.312		25.351	235	21.859	184
9	1:39.241	51.066		26.385	233	21.790	183	27	1:37.631	51.316		25.028	236	21.287	183
10	1:39.225	51.169		26.127	232	21.929	183	28	1:37.808	51.128		25.496	236	21.184	184
11	1:39.634	51.675		26.085	232	21.874	182	29	1:41.118	51.662		26.342	234	23.114	178
12	1:38.888	51.068		26.053	232	21.767	182	30	1:41.145	51.950		26.315	234	22.880	180
13	1:39.512	51.322		26.008	233	22.182	183	31	1:40.269	52.121		26.141	234	22.007	183
14	1:39.854	51.414		26.305	233	22.135	182	32	1:39.326	51.254		26.076	235	21.996	181
15	1:39.578	51.791		26.027	235	21.760	183	33	1:38.835	51.159		25.713	234	21.963	183
16	1:43.879	51.069		26.330	235	26.480		34	1:38.117	50.927		25.264	236	21.926	182
17	2:46.448	1:57.758		26.869	217	21.821	180	35	1:37.543	50.753		25.213	235	21.577	182
18	1:39.131	51.640		25.773	235	21.718	182								

Lap	Time	SE1	SP1	SE2	SP2	SE3	SP3	Lap	Time	SE1	SP1	SE2	SP2	SE3	SP3
37 Sascha Bert, GER/ Christopher Brück, GER								theoretical besttime: 1:35.694							
1	2:50.205	1:34.654		43.847	134	31.704	82	19	1:48.216	53.301		26.994	232	27.921	
2	2:36.040	1:15.467		54.299	70	26.274	182	20	3:15.771	2:22.553		29.660	215	23.558	184
3	1:46.901	56.274		28.013	221	22.614	181	21	1:45.859	57.500		26.817	236	21.542	185
4	1:41.412	52.661		26.223	229	22.528	180	22	1:42.474	55.631		25.575	239	21.268	185
5	1:42.149	53.235		26.333	227	22.581	182	23	1:38.307	53.356		24.744	240	20.207	188
6	1:41.706	53.057		26.266	231	22.383	182	24	1:44.104	52.524		27.349	209	24.231	180
7	1:41.719	52.874		26.398	231	22.447	182	25	1:43.434	54.510		25.902	224	23.022	185
8	1:41.200	52.670		26.304	232	22.226	182	26	1:39.395	53.515		24.592	240	21.288	187
9	1:42.164	53.291		26.535	234	22.338	181	27	1:35.831	50.904		24.583	241	20.344	188
10	1:41.228	52.547		26.254	231	22.427	182	28	1:42.679	51.232		27.242	212	24.205	182
11	1:41.828	52.776		26.399	233	22.653	182	29	1:50.088	56.143		28.406	204	25.539	179
12	1:43.077	53.580		26.418	231	23.079	182	30	1:48.534	55.959		28.094	215	24.481	173
13	1:41.206	52.609		26.192	234	22.405	181	31	1:46.553	54.576		26.804	221	25.173	163
14	1:41.575	52.967		26.165	233	22.443	182	32	1:48.210	56.624		28.277	212	23.309	170
15	1:41.151	52.364		26.269	233	22.518	180	33	1:51.721	59.013		28.069	193	24.639	163
16	1:41.289	52.598		26.277	232	22.414	181	34	1:50.404	57.724		27.932	212	24.748	158
17	1:41.644	52.434		26.663	230	22.547	179								
18	1:41.820	52.751		26.452	233	22.617	180								



ADAC GT Masters

Lap analysis Rennen 1

Provisional



Nürburgring, Length: 3618 m

Air temperature: 13.0°C

Track temperature: 14.0°C

Weather condition: Wet



Reg. Nr.: 229/2012

Saturday 14.7.2012 12:30

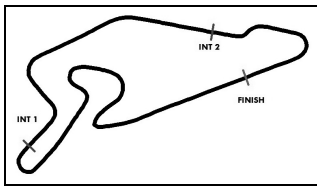
**ADAC Masters
Weekend**

Lap	Time	SE1	SP1	SE2	SP2	SE3	SP3	Lap	Time	SE1	SP1	SE2	SP2	SE3	SP3
38 Jesse Krohn, FIN/ Nicolas Verdonck, BEL								theoretical besttime: 1:46.166							
1	3:00.934	1:45.544		44.487	99	30.903	76								
2	2:32.522	1:14.683		52.357	69	25.482	180								

40 Rene Rast, GER/ Christian Mamerow, GER								theoretical besttime: 1:36.627							
1	2:34.579	1:19.557		44.047	101	30.975	108	19	1:43.692	51.343		25.919	232	26.430	
2	2:45.965	1:17.181		55.734	80	33.050	173	20	2:52.941	2:04.998		25.977	230	21.966	179
3	1:39.459	51.730		25.804	230	21.925	180	21	1:39.514	52.123		25.745	230	21.646	182
4	1:38.727	50.791		25.781	231	22.155	176	22	1:39.745	52.520		25.737	230	21.488	178
5	1:38.937	50.625		25.786	231	22.526	179	23	1:38.217	51.281		25.307	232	21.629	180
6	1:38.531	50.687		25.758	232	22.086	180	24	1:38.177	51.349		25.600	232	21.228	180
7	1:38.591	50.909		25.788	232	21.894	180	25	1:40.689	52.045		26.114	231	22.530	181
8	1:38.944	50.908		26.213	232	21.823	181	26	1:39.088	51.541		25.652	229	21.895	182
9	1:38.287	50.588		25.865	231	21.834	180	27	1:37.546	50.908		25.241	231	21.397	179
10	1:38.975	50.955		25.870	229	22.150	179	28	1:37.299	51.172		24.986	234	21.141	181
11	1:38.545	50.827		25.760	230	21.958	179	29	1:40.549	51.648		26.465	230	22.436	179
12	1:38.632	50.851		25.843	231	21.938	181	30	1:42.752	52.482		27.212	218	23.058	181
13	1:38.514	50.877		25.725	231	21.912	181	31	1:40.610	52.034		26.364	232	22.212	182
14	1:38.614	50.858		25.863	232	21.893	180	32	1:40.530	52.296		26.288	230	21.946	181
15	1:38.294	50.677		25.703	231	21.914	180	33	1:39.139	51.057		26.239	231	21.843	179
16	1:39.061	51.082		25.938	231	22.041	180	34	1:39.809	52.257		26.064	233	21.488	180
17	1:38.610	51.021		25.809	231	21.780	181	35	1:37.228	50.500		25.436	230	21.292	181
18	1:39.045	51.141		25.995	232	21.909	180								

41 Simon Knap, NED/ Jeroen den Boer, NED								theoretical besttime: 1:39.511							
1	2:43.695	1:29.338		43.682	123	30.675	86	19	1:41.654	52.946		26.308	230	22.400	177
2	2:40.943	1:17.017		54.988	75	28.938	175	20	1:42.593	53.075		26.674	222	22.844	170
3	1:42.327	52.941		26.524	218	22.862	176	21	1:41.120	52.345		26.121	226	22.654	177
4	1:42.073	52.734		26.351	230	22.988	176	22	1:40.334	52.261		26.026	227	22.047	177
5	1:41.323	52.489		26.309	228	22.525	177	23	1:40.633	52.456		25.641	231	22.536	176
6	1:40.464	52.103		26.185	228	22.176	179	24	1:42.725	53.409		27.184	230	22.132	179
7	1:42.020	52.509		26.264	229	23.247	179	25	1:42.998	53.237		26.381	227	23.380	177
8	1:41.262	52.611		26.210	229	22.441	177	26	1:41.132	52.614		26.078	228	22.440	178
9	1:41.596	52.615		26.226	230	22.755	176	27	1:41.920	53.003		25.999	230	22.918	180
10	1:41.559	52.452		26.640	227	22.467	176	28	1:42.452	52.089		26.931	225	23.432	177
11	1:41.036	52.019		26.281	228	22.736	176	29	1:45.641	54.002		28.500	223	23.139	177
12	1:41.559	52.493		26.515	228	22.551	176	30	1:44.536	53.538		27.413	228	23.585	177
13	1:41.430	52.235		26.638	228	22.557	176	31	1:43.741	53.685		26.611	230	23.445	177
14	1:40.917	52.078		26.409	227	22.430	177	32	1:42.455	53.372		26.265	229	22.818	178
15	1:41.116	52.372		26.389	230	22.355	178	33	1:41.346	52.514		25.832	232	23.000	177
16	1:46.624	52.674		26.624	226	27.326		34	1:41.356	53.023		26.148	219	22.185	179
17	2:49.296	1:58.985		27.348	228	22.963	177	35	1:39.766	52.020		25.445	232	22.301	177
18	1:42.770	53.130		26.694	229	22.946	178								

42 Maximilian Mayer, GER/ Jan Seyffarth, GER								theoretical besttime: 1:35.190							
1	2:47.663	1:33.398		43.061	121	31.204	100	19	1:39.196	51.906		25.716	231	21.574	181
2	2:37.984	1:16.215		54.392	75	27.377	179	20	1:39.225	51.925		25.950	230	21.350	182
3	2:33.721	1:39.824		30.205	203	23.692	178	21	1:38.281	51.683		25.486	236	21.112	180
4	1:44.872	54.273		27.229	217	23.370	179	22	1:38.548	51.871		25.522	228	21.155	182
5	1:42.862	53.311		26.870	220	22.681	179	23	1:37.680	51.519		25.128	234	21.033	183
6	1:43.360	53.027		26.965	217	23.368	178	24	1:39.244	51.153		25.678	231	22.413	183
7	1:42.084	53.038		26.489	224	22.557	180	25	1:38.031	51.320		25.167	231	21.544	183
8	1:42.132	52.840		26.748	226	22.544	180	26	1:37.514	51.917		24.763	233	20.834	184
9	1:41.632	52.673		26.421	227	22.538	181	27	1:35.793	50.132		24.625	231	21.036	182
10	1:41.808	52.532		26.824	220	22.452	182	28	1:38.379	50.706		25.967	232	21.706	182
11	1:41.544	52.273		26.831	227	22.440	179	29	1:41.342	51.926		26.484	219	22.932	179
12	1:40.691	52.116		26.235	230	22.340	183	30	1:40.634	51.817		25.980	232	22.837	162
13	1:46.483	52.643		26.879	219	26.961		31	1:39.034	51.751		25.566	234	21.717	181
14	2:46.169	1:57.902		26.153	233	22.114	181	32	1:38.126	51.120		25.397	231	21.609	181
15	1:40.017	52.277		25.912	233	21.828	182	33	1:37.472	50.720		25.199	233	21.553	180
16	1:40.053	52.202		25.829	234	22.022	181	34	1:37.375	51.142		25.045	233	21.188	182
17	1:40.112	52.492		25.830	233	21.790	182	35	1:35.430	50.372		24.465	233	20.593	183



ADAC GT Masters

Lap analysis Rennen 1

Provisional



Nürburgring, Length: 3618 m

Air temperature: 13.0°C

Track temperature: 14.0°C

Weather condition: Wet



Reg. Nr.: 229/2012

Saturday 14.7.2012 12:30

**ADAC Masters
Weekend**

Lap	Time	SE1	SP1	SE2	SP2	SE3	SP3	Lap	Time	SE1	SP1	SE2	SP2	SE3	SP3
18	1:38.659	51.379		25.664	232	21.616	180								

43 Daniel Bohr, LUX/ Gottfried Grasser, AUT

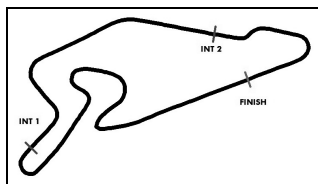
theoretical besttime: 1:38.378

1	3:07.192	1:52.742		43.365	101	31.085	86	19	1:40.453	52.011		26.192	232	22.250	182
2	2:33.617	1:16.654		49.686	74	27.277	179	20	1:42.125	53.906		26.380	233	21.839	181
3	1:48.745	56.662		28.500	200	23.583	180	21	1:40.770	52.852		26.518	230	21.400	180
4	1:44.675	53.621		27.078	219	23.976	180	22	1:39.223	51.993		25.645	234	21.585	180
5	1:43.193	53.503		26.979	221	22.711	182	23	1:40.187	51.980		25.502	233	22.705	181
6	1:42.750	52.998		26.974	221	22.778	182	24	1:41.092	52.708		26.241	232	22.143	182
7	1:42.660	52.850		27.066	226	22.744	181	25	1:40.331	52.373		25.740	233	22.218	179
8	1:44.626	54.532		27.604	224	22.490	182	26	1:39.600	51.935		25.592	233	22.073	180
9	1:42.807	53.353		26.819	225	22.635	182	27	1:40.106	52.381		25.878	232	21.847	180
10	1:42.180	53.049		26.518	226	22.613	182	28	1:43.128	53.716		26.600	229	22.812	179
11	1:41.928	53.091		26.506	228	22.331	182	29	1:43.011	53.119		26.610	230	23.282	179
12	1:41.946	52.638		26.784	229	22.524	179	30	1:43.172	54.266		26.538	231	22.368	180
13	1:43.532	53.171		26.733	231	23.628	180	31	1:41.771	52.667		26.708	232	22.396	182
14	1:41.316	52.706		26.458	231	22.152	182	32	1:40.255	52.480		25.812	233	21.963	180
15	1:52.543	53.120		27.992	208	31.431		33	1:41.358	52.017		26.113	235	23.228	180
16	3:17.604	2:27.698		27.707	205	22.199	182	34	1:38.897	51.632		25.346	236	21.919	180
17	1:41.578	52.928		26.635	227	22.015	182								
18	1:41.061	52.499		26.364	230	22.198	181								

44 Jan Stovicek, CZE/ Erik Janis, CZE

theoretical besttime: 1:37.298

1	3:08.273	1:55.062		42.755	84	30.456	82	19	1:39.918	51.962		25.674	234	22.282	181
2	2:33.859	1:18.181		48.962	67	26.716	177	20	1:39.326	51.481		25.437	235	22.408	180
3	1:48.554	56.083		28.987	177	23.484	177	21	1:40.285	53.627		25.173	236	21.485	180
4	1:46.800	55.016		27.817	209	23.967	179	22	1:38.089	52.135		24.864	234	21.090	184
5	1:45.908	54.157		28.686	205	23.065	180	23	1:55.193	1:05.395		26.196	225	23.602	182
6	1:43.740	53.530		27.316	219	22.894	181	24	1:39.995	52.208		25.728	234	22.059	182
7	2:32.183	1:37.237		30.717	205	24.229	177	25	1:39.243	52.210		25.380	233	21.653	183
8	1:51.716	54.749		31.964	193	25.003	175	26	1:37.909	51.347		25.062	234	21.500	180
9	1:47.986	55.401		29.527	211	23.058	180	27	1:41.297	52.324		26.479	230	22.494	182
10	1:44.547	53.711		27.732	215	23.104	180	28	1:42.352	53.310		26.377	231	22.665	180
11	1:45.898	53.942		27.559	212	24.397	173	29	1:41.145	52.529		26.143	233	22.473	178
12	1:48.746	55.700		28.897	212	24.149	170	30	1:40.692	52.287		26.271	232	22.134	179
13	1:55.134	55.922		27.701	213	31.511		31	1:40.690	52.301		25.964	227	22.425	179
14	2:58.888	2:10.935		26.073	231	21.880	183	32	1:39.542	52.077		25.302	234	22.163	179
15	1:39.994	51.728		26.147	233	22.119	183	33	1:38.627	51.810		25.227	235	21.590	179
16	1:40.251	51.994		26.086	234	22.171	180	34	1:39.366	51.344		25.239	236	22.783	182
17	1:40.244	52.148		26.008	234	22.088	181								
18	1:39.425	51.692		25.842	234	21.891	181								



ADAC GT Masters

Pit stops Rennen 1

Provisional



Nürburgring, Length: 3618 m

Air temperature: 12.3°C

Track temperature: 13.5°C

Weather condition: Wet

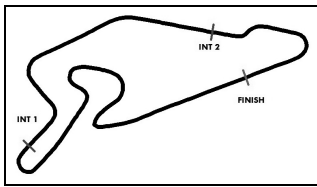


Reg. Nr.: 229/2012

Saturday 14.7.2012 12:30

**ADAC Masters
Weekend**

Nr	Driver in	Day time in	Time in	Driver out	Day time out	Time out	Nett Time
22	Christian Abt	12:37:21	7:21.608	Christian Abt	12:38:09	8:09.221	47.613
6	Mario Farnbacher	12:48:45	18:45.075	Mario Farnbacher	12:49:22	19:21.913	36.838
14	Christian Ott	12:50:05	20:05.572	Christian Ott	12:50:52	20:52.549	46.977
42	Maximilian Mayer	12:55:03	25:03.056	Jan Seyffarth	12:56:15	26:15.421	1:12.365
9	Andreas Simonsen	12:55:48	25:48.073	Maximilian Buhk	12:57:06	27:06.347	1:18.274
15	Swen Dolenc	12:55:51	25:51.034	Martin Ragginger	12:57:04	27:04.349	1:13.315
19	Abdulaziz Al Faisal	12:55:57	25:56.821	Mirko Bortolotti	12:57:08	27:08.432	1:11.611
44	Jan Stovicek	12:56:09	26:09.521	Erik Janis	12:57:33	27:33.478	1:23.957
25	Georg Engelhardt	12:56:18	26:18.643	Marco Seefried	12:57:32	27:31.762	1:13.119
8	Dominik Baumann	12:57:24	27:24.292	Hari Proczyk	12:58:36	28:36.098	1:11.806
43	Daniel Bohr	12:58:10	28:09.722	Gottfried Grasser	12:59:50	29:50.607	1:40.885
16	Andrina Gugger	12:58:11	28:11.671	Otto Klohs	12:59:26	29:26.006	1:14.335
36	Christian Engelhart	12:58:40	28:40.025	Sean Edwards	12:59:52	29:52.128	1:12.103
35	Achim Winter	12:58:41	28:41.546	Charlie Geipel	12:59:57	29:57.284	1:15.738
41	Simon Knap	12:59:06	29:06.145	Jeroen den Boer	13:00:18	30:18.692	1:12.547
26	Rene Bourdeaux	12:59:34	29:34.299	Alfred Renauer	13:00:48	30:48.579	1:14.280
17	Remo Lips	12:59:36	29:36.473	Frank Schmickler	13:00:50	30:49.722	1:13.249
33	Kristian Poulsen	13:00:32	30:32.098	Christoffer Nygaard	13:01:46	31:46.209	1:14.111
27	Andreas Wirth	13:00:35	30:35.254	Heinz-Harald Frentzen	13:02:02	32:02.469	1:27.215
23	Martin Matzke	13:01:05	31:04.894	Fredrik Lestrup	13:02:17	32:17.382	1:12.488
12	Oleg Petrishin	13:01:52	31:51.930	Korbinian Baier	13:03:44	33:43.816	1:51.886
10	Lance David Arnold	13:02:02	32:02.657	Alexandros Margaritis	13:03:19	33:18.852	1:16.195
21	Edward Sandström	13:02:17	32:16.738	Christopher Mies	13:03:38	33:38.557	1:21.819
4	Florian Stoll	13:02:28	32:28.605	Daniel Dobitsch	13:03:46	33:46.429	1:17.824
14	Christian Ott	13:02:51	32:51.004	Philipp Eng	13:04:34	34:33.984	1:42.980
32	Ferdinand Stuck	13:02:53	32:53.473	Johannes Stuck	13:04:06	34:06.287	1:12.814
31	Michael Schulze	13:02:56	32:55.792	Tobias Schulze	13:04:07	34:06.887	1:11.095
22	Christian Abt	13:03:06	33:06.601	Luca Ludwig	13:04:42	34:41.852	1:35.251
18	Toni Seiler	13:03:09	33:09.200	Frank Kechele	13:05:01	35:01.330	1:52.130
40	Rene Rast	13:03:20	33:20.120	Christian Mamerow	13:04:39	34:39.711	1:19.591
33	Christoffer Nygaard	13:03:26	33:26.542	Christoffer Nygaard	13:03:49	33:49.668	23.126
7	Christiaan Frankenhou	13:03:33	33:33.349	Kenneth Heyer	13:04:45	34:44.968	1:11.619
1	Dino Lunardi	13:03:37	33:37.486	Maxime Martin	13:04:48	34:48.406	1:10.920
20	Claudia Hürtgen	13:03:46	33:46.675	Dominik Schwager	13:04:58	34:57.721	1:11.046
11	David Mengesdorf	13:03:57	33:57.270	Raffael Bader	13:05:16	35:15.722	1:18.452
28	Diego Alessi	13:04:04	34:04.050	Daniel Keilwitz	13:05:26	35:26.238	1:22.188
29	Robert Renauer	13:04:12	34:12.279	Nicki Thiim	13:06:20	36:20.189	2:07.910
6	Mario Farnbacher	13:04:20	34:19.745	Niclas Kantenich	13:05:44	35:43.875	1:24.130
37	Sascha Bert	13:04:23	34:22.761	Christopher Brück	13:05:49	35:49.049	1:26.288
2	Florian Spengler	13:04:24	34:24.335	Johannes Leidinger	13:05:35	35:35.471	1:11.136
3	Albert von Thurn und T	13:04:39	34:39.542	Stefan Rosina	13:06:03	36:02.823	1:23.281
34	Max Sandritter	13:04:43	34:43.398	Christian Bracke	13:06:10	36:10.091	1:26.693
5	Sebastian Asch	13:05:07	35:07.102	Maximilian Götz	13:06:24	36:24.045	1:16.943



ADAC GT Masters

Pit stops Rennen 1

Provisional



Nürburgring, Length: 3618 m

Air temperature: 12.3°C

Track temperature: 13.5°C

Weather condition: Wet



Reg. Nr.: 229/2012

Saturday 14.7.2012 12:30

**ADAC Masters
Weekend**

Nr	Driver in	Day time in	Time in	Driver out	Day time out	Time out	Nett Time
25	Marco Seefried	13:09:07	39:07.354	Marco Seefried	13:11:26	41:26.068	2:18.714
5	Sebastian Asch	13:09:51	39:51.662	Maximilian Götz	13:10:25	40:25.517	33.855
12	Korbinian Baier	13:15:39	45:38.808				
34	Christian Bracke	13:25:03	55:03.203	Christian Bracke	13:26:18	56:18.054	1:14.851
27	Heinz-Harald Frentzen	13:26:02	56:01.825				
28	Daniel Keilwitz	13:29:23	59:22.851				
36	Sean Edwards	13:33:42	1:03:42.170				
40	Christian Mamerow	13:33:46	1:03:46.395				
1	Maxime Martin	13:33:48	1:03:47.992				
14	Philipp Eng	13:33:51	1:03:50.752				
10	Alexandros Margaritis	13:33:52	1:03:52.353				
25	Marco Seefried	13:33:54	1:03:54.443				
7	Kenneth Heyer	13:33:57	1:03:57.392				
34	Christian Bracke	13:33:59	1:03:59.125				
20	Dominik Schwager	13:34:00	1:04:00.617				
5	Maximilian Götz	13:34:03	1:04:03.168				
17	Frank Schmickler	13:34:08	1:04:08.191				
8	Hari Proczyk	13:34:12	1:04:12.347				
43	Gottfried Grasser	13:34:16	1:04:16.685				
9	Maximilian Buhk	13:34:19	1:04:19.658				
16	Otto Klohs	13:34:24	1:04:23.896				
6	Niclas Kentenich	13:34:26	1:04:26.061				
18	Frank Kechele	13:34:31	1:04:31.068				
15	Martin Ragginger	13:34:33	1:04:33.181				
22	Luca Ludwig	13:34:35	1:04:35.307				
11	Raffael Bader	13:34:38	1:04:38.323				
37	Christopher Brück	13:34:40	1:04:40.090				
33	Christoffer Nygaard	13:34:42	1:04:42.119				
19	Mirko Bortolotti	13:34:45	1:04:45.693				
29	Nicki Thiim	13:34:51	1:04:50.996				
32	Johannes Stuck	13:34:53	1:04:53.046				
35	Charlie Geipel	13:34:55	1:04:55.092				
23	Fredrik Lestrup	13:34:57	1:04:56.785				
31	Tobias Schulze	13:35:00	1:05:00.011				
42	Jan Seyffarth	13:35:02	1:05:01.765				
26	Alfred Renauer	13:35:04	1:05:04.392				
3	Stefan Rosina	13:35:09	1:05:09.092				
41	Jeroen den Boer	13:35:16	1:05:16.089				
2	Johannes Leidinger	13:35:57	1:05:57.601				
44	Erik Janis	13:36:02	1:06:01.875				
4	Daniel Dobitsch	13:36:05	1:06:05.218				