

ADAC Formel Masters

Result List Rennen 1

Provisional



Nürburgring, Length: 3618 m
 Air temperature: 10.9°C
 Track temperature: 11.0°C
 Weather condition: Wet

DMSB Reg. Nr.: 230/2012
Deutscher Motor Sport Bund e.V.

Saturday 14.7.2012 09:05

**ADAC Masters
Weekend**

started : 18 classified : 18 not classified : 0

Competitor Drivers	Sponsor Car	Laps	Total Time	Gap	Kph	Lap	Time	Kph
1 21 G&J /Schiller Motorsport A.Picariello(BEL)	Formel ADAC powerd by Volkswagen	13	23:06.366		122,1	3	1:45.640	123,3
2 12 Mücke-Motorsport J.Kremer(GER)	Formel ADAC powerd by Volkswagen	13	23:16.853	10.487	121,2	13	1:46.457	122,3
3 3 Lotus M.Kirchhöfer(GER)	Formel ADAC powerd by Volkswagen	13	23:17.254	10.888	121,2	13	1:45.723	123,2
4 7 Lotus J.Schmidt(SUI)	Formel ADAC powerd by Volkswagen	13	23:21.674	15.308	120,8	4	1:46.783	122,0
5 14 Neuhauser Racing G.Malja(SWE)	Formel ADAC powerd by Volkswagen	13	23:23.229	16.863	120,7	3	1:46.465	122,3
6 15 Neuhauser Racing T.Jäger(AUT)	Formel ADAC powerd by Volkswagen	13	23:38.781	32.415	119,3	6	1:47.687	121,0
7 8 Mücke-Motorsport R.Nissany(ISR)	Formel ADAC powerd by Volkswagen	13	23:39.206	32.840	119,3	11	1:48.252	120,3
8 5 Lotus B.Visser(NED)	Formel ADAC powerd by Volkswagen	13	23:46.250	39.884	118,7	4	1:47.919	120,7
9 10 Mücke-Motorsport L.Caspari(GER)	Formel ADAC powerd by Volkswagen	13	23:47.338	40.972	118,6	3	1:47.636	121,0
10 23 HS Engineering N.Beer(DEN)	Formel ADAC powerd by Volkswagen	13	23:48.909	42.543	118,5	3	1:47.924	120,7
11 9 Mücke-Motorsport F.Herzog(GER)	Formel ADAC powerd by Volkswagen	13	23:49.585	43.219	118,4	13	1:47.536	121,1
12 6 Lotus I.Dontje(NED)	Formel ADAC powerd by Volkswagen	13	23:53.661	47.295	118,1	13	1:48.074	120,5
13 4 Lotus H.Vier(GER)	Formel ADAC powerd by Volkswagen	13	24:15.546	1:09.180	116,3	11	1:48.788	119,7
14 2 Lotus K.Dalewski(POL)	Formel ADAC powerd by Volkswagen	13	24:22.627	1:16.261	115,8	13	1:48.142	120,4
15 17 Team KUG Motorsport N.Pohler(GER)	Formel ADAC powerd by Volkswagen	13	24:28.520	1:22.154	115,3	12	1:50.023	118,4
16 19 G&J /Schiller Motorsport S.Balthasar(GER)	Formel ADAC powerd by Volkswagen	13	24:33.572	1:27.206	114,9	13	1:46.127	122,7
17 11 ADAC Berlin-Brandenburg e.V. H.Grapp(GER)	Formel ADAC powerd by Volkswagen	13	24:41.211	1:34.845	114,3	4	1:49.204	119,3
18 20 HS Engineering F.Wieland(GER)	Formel ADAC powerd by Volkswagen	12	24:03.824	1 LAP	108,3	5	1:53.060	115,2

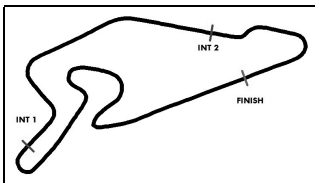
Fastest lap of the race. Car 21 driver on lap 3. Time 1:45.640, average speed 123,3 km/h.

Subject to final scrutineering!

Publications Time:

Race Director:

Time Keeping:



ADAC Formel Masters

Lap chart Rennen 1

Provisional

**ADAC Masters
Weekend**

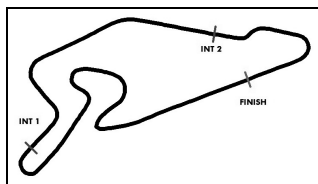


Nürburgring, Length: 3618 m

Saturday 14.7.2012 09:05

POS	1	2	3	4	5	6	7	8	9	10	11	12	13	14	15	16	17	18	19
LAP 1	21	12	7	14	3	15	8	19	5	4	10	9	23	6	11	2	20	17	
LAP 2	21	12	7	14	3	15	8	19	5	10	9	23	6	11	4	20	17	2	
LAP 3	21	12	7	14	3	15	19	8	5	10	9	23	6	11	4	17	20	2	
LAP 4	21	12	7	14	3	19	15	8	5	10	9	23	6	11	4	17	20	2	
LAP 5	21	12	7	14	3	19	15	8	5	10	9	23	6	4	11	17	20	2	
LAP 6	21	12	7	14	3	19	15	8	5	10	23	9	6	17	4	11	2	19	20'
LAP 7	21	12	7	14	3	15	8	5	10	23	9	6	17	4	11	2	19	20'	
LAP 8	21	12	7	3	14	15	8	5	10	23	9	6	4	17	11	2	19	20'	
LAP 9	21	12	7	3	14	15	8	5	10	23	9	6	4	17	11	2	19	20'	
LAP 10	21	12	7	3	14	15	8	5	10	23	9	6	4	17	11	2	19	20'	
LAP 11	21	12	7	3	14	15	8	5	10	23	9	6	4	2	17	11	19	20'	
LAP 12	21	12	3	7	14	15	8	5	10	23	9	6	4	2	17	19	11	20'	
LAP 13	21	12	3	7	14	15	8	5	10	23	9	6	4	2	17	19	11		

. - PIT STOP ' - LAP BEHIND



ADAC Formel Masters

Lap analysis Rennen 1

Provisional



Nürburgring, Length: 3618 m

Air temperature: 10.9°C

Track temperature: 11.1°C

Weather condition: Wet



Reg. Nr.: 230/2012

Saturday 14.7.2012 09:05

**ADAC Masters
Weekend**

Lap	Time	SE1	SP1	SE2	SP2	SE3	SP3	Lap	Time	SE1	SP1	SE2	SP2	SE3	SP3
2 Kuba Dalewski, POL/ ,								theoretical besttime: 1:48.055							
1	2:03.083	1:09.442		29.101	191	24.540	158	8	1:50.342	57.463		28.809	190	24.070	159
2	2:09.682	57.241		28.808	193	43.633	154	9	1:51.938	58.999		29.063	188	23.876	158
3	1:50.462	57.229		28.960	190	24.273	155	10	1:49.439	56.862		28.525	189	24.052	158
4	1:50.164	57.384		28.824	190	23.956	158	11	1:50.301	56.423		29.125	186	24.753	158
5	1:50.028	56.806		28.751	190	24.471	157	12	1:48.191	55.915		28.423	189	23.853	159
6	1:51.059	57.933		29.112	189	24.014	158	13	1:48.142	56.002		28.359	191	23.781	158
7	1:49.796	57.253		28.631	190	23.912	157								

3 Marvin Kirchgöfer, GER/ ,								theoretical besttime: 1:45.496							
1	1:52.138	59.515		28.421	193	24.202	159	8	1:47.255	55.371		28.183	191	23.701	157
2	1:47.337	55.474		27.890	194	23.973	159	9	1:46.954	54.893		28.180	190	23.881	159
3	1:46.661	55.066		27.863	194	23.732	160	10	1:47.309	55.140		28.344	190	23.825	159
4	1:47.123	55.188		27.926	192	24.009	160	11	1:47.438	55.318		28.241	192	23.879	158
5	1:47.404	55.117		27.981	192	24.306	158	12	1:46.402	54.899		28.034	190	23.469	160
6	1:47.801	55.155		28.106	192	24.540	157	13	1:45.723	54.164		27.925	193	23.634	159
7	1:47.709	54.775		28.356	190	24.578	157								

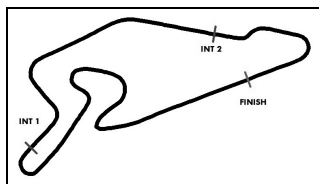
4 Hubertus-Carlos Vier, GER/ ,								theoretical besttime: 1:48.379							
1	1:57.709	1:03.625		29.875	186	24.209	152	8	1:50.053	57.143		28.932	183	23.978	154
2	1:59.795	1:06.337		29.471	187	23.987	152	9	1:49.986	57.008		28.788	182	24.190	153
3	1:49.707	56.637		29.057	189	24.013	155	10	1:49.600	56.714		28.956	184	23.930	154
4	1:49.210	55.865		29.413	188	23.932	154	11	1:48.788	56.035		28.898	185	23.855	156
5	1:50.612	58.072		28.753	186	23.787	155	12	1:48.966	56.356		28.789	186	23.821	156
6	2:01.831	1:08.825		28.783	185	24.223	154	13	1:48.788	56.017		28.727	187	24.044	155
7	1:50.501	57.155		28.763	186	24.583	153								

5 Beitske Visser, NED/ ,								theoretical besttime: 1:47.517							
1	1:56.365	1:02.629		29.224	191	24.512	157	8	1:49.625	56.391		29.082	187	24.152	156
2	1:48.821	56.220		28.647	192	23.954	156	9	1:49.616	56.714		28.802	188	24.100	157
3	1:48.523	55.862		28.717	193	23.944	158	10	1:49.402	56.653		28.729	188	24.020	154
4	1:47.919	55.369		28.641	191	23.909	157	11	1:49.416	56.803		28.686	189	23.927	158
5	1:48.401	56.148		28.611	189	23.642	157	12	1:48.917	56.517		28.506	189	23.894	158
6	1:49.010	56.050		29.010	189	23.950	156	13	1:49.003	56.450		28.567	190	23.986	158
7	1:51.232	57.932		28.949	187	24.351	156								

6 Indy Dontje, NED/ ,								theoretical besttime: 1:48.001							
1	2:01.176	1:06.860		29.565	184	24.751	155	8	1:49.402	56.496		28.938	185	23.968	154
2	1:49.909	57.180		28.816	189	23.913	157	9	1:50.419	57.127		29.016	184	24.276	154
3	1:48.676	56.028		28.962	188	23.686	156	10	1:48.886	56.408		28.691	185	23.787	156
4	1:49.055	56.432		28.653	188	23.970	155	11	1:49.098	56.466		28.589	188	24.043	157
5	1:49.290	56.430		28.836	185	24.024	155	12	1:49.050	56.519		28.761	187	23.770	157
6	1:50.420	57.360		28.941	187	24.119	155	13	1:48.074	55.842		28.473	189	23.759	155
7	1:50.206	57.146		28.622	185	24.438	155								

7 Jeffrey Schmidt, SUI/ ,								theoretical besttime: 1:46.623							
1	1:50.278	57.845		28.217	192	24.216	156	8	1:47.901	55.847		28.193	188	23.861	157
2	1:46.910	55.054		28.044	191	23.812	158	9	1:47.341	55.184		28.286	188	23.871	156
3	1:47.217	55.325		27.962	192	23.930	157	10	1:47.416	55.537		28.165	189	23.714	158
4	1:46.783	54.964		27.945	190	23.874	157	11	1:47.485	55.552		28.144	190	23.789	158
5	1:47.283	55.273		28.133	189	23.877	156	12	1:48.827	56.570		28.287	190	23.970	158
6	1:47.203	55.108		28.280	188	23.815	157	13	1:48.387	55.495		28.487	189	24.405	157
7	1:48.643	55.385		28.319	188	24.939	156								

8 Roy Nissany, ISR/ ,								theoretical besttime: 1:47.848							
1	1:54.004	1:00.983		29.110	185	23.911	157	8	1:48.418	55.992		28.757	188	23.669	158
2	1:48.686	56.459		28.626	192	23.601	156	9	1:49.829	56.095		29.068	188	24.666	155
3	1:49.236	57.038		28.692	187	23.506	158	10	1:49.333	56.726		28.730	188	23.877	156
4	1:48.354	56.009		28.925	190	23.420	157	11	1:48.252	56.004		28.687	189	23.561	158
5	1:48.458	56.481		28.501	190	23.476	157	12	1:48.274	56.120		28.765	188	23.389	159
6	1:48.287	56.039		28.781	189	23.467	157	13	1:48.516	56.633		28.467	190	23.416	160



ADAC Formel Masters

Lap analysis Rennen 1

Provisional



Nürburgring, Length: 3618 m

Air temperature: 10.9°C

Track temperature: 11.1°C

Weather condition: Wet



Reg. Nr.: 230/2012

Saturday 14.7.2012 09:05

**ADAC Masters
Weekend**

Lap	Time	SE1	SP1	SE2	SP2	SE3	SP3	Lap	Time	SE1	SP1	SE2	SP2	SE3	SP3
7	1:49.559	57.130		28.716	188	23.713	156								

9 Florian Herzog, GER/ ,

theoretical besttime: 1:47.081

1	1:59.403	1:04.926		29.557	183	24.920	155	8	1:49.230	56.264		28.778	187	24.188	155
2	1:49.049	56.751		28.482	190	23.816	155	9	1:48.896	56.178		28.852	186	23.866	156
3	1:47.877	55.577		28.353	191	23.947	156	10	1:49.421	56.416		28.848	186	24.157	154
4	1:47.930	55.265		28.550	189	24.115	156	11	1:48.901	56.392		28.788	188	23.721	157
5	1:49.702	57.552		28.517	188	23.633	156	12	1:49.525	56.133		29.262	187	24.130	156
6	1:52.663	1:00.323		28.400	186	23.940	155	13	1:47.536	55.720		28.236	191	23.580	158
7	1:49.452	56.854		28.596	185	24.002	155								

10 Luca Caspari, GER/ ,

theoretical besttime: 1:47.446

1	1:58.280	1:04.241		29.600	183	24.439	156	8	1:49.917	56.622		28.568	187	24.727	155
2	1:48.861	56.713		28.244	191	23.904	156	9	1:49.317	56.199		28.632	187	24.486	156
3	1:47.636	55.449		28.434	193	23.753	157	10	1:49.280	56.124		28.922	188	24.234	157
4	1:48.301	55.469		28.611	191	24.221	156	11	1:49.367	56.690		28.815	189	23.862	158
5	1:48.669	55.831		28.758	191	24.080	156	12	1:49.264	56.316		28.958	189	23.990	158
6	1:49.383	55.931		28.625	188	24.827	154	13	1:48.472	55.945		28.515	191	24.012	157
7	1:50.591	56.594		28.932	187	25.065	154								

11 Hendrik Grapp, GER/ ,

theoretical besttime: 1:48.940

1	2:01.842	1:08.216		29.126	189	24.500	155	8	1:50.522	57.419		28.834	190	24.269	155
2	1:50.134	57.393		28.904	191	23.837	157	9	1:51.109	58.083		28.775	186	24.251	155
3	1:53.782	1:01.078		28.565	191	24.139	155	10	1:50.114	57.158		28.952	188	24.004	155
4	1:49.204	56.577		28.829	190	23.798	156	11	1:53.728	59.377		30.153	187	24.198	156
5	1:54.760	1:01.222		29.000	189	24.538	154	12	2:00.026	57.999		28.910	190	33.117	152
6	2:02.935	1:09.041		29.691	187	24.203	156	13	1:52.271	58.527		29.274	189	24.470	153
7	1:50.784	57.476		28.797	188	24.511	155								

12 Jason Kremer, GER/ ,

theoretical besttime: 1:46.388

1	1:49.211	57.085		28.327	192	23.799	156	8	1:48.158	55.782		28.455	188	23.921	157
2	1:47.627	55.229		28.173	191	24.225	155	9	1:47.453	54.990		28.463	186	24.000	156
3	1:46.984	55.119		28.191	190	23.674	157	10	1:47.488	55.192		28.385	187	23.911	156
4	1:46.486	54.782		28.124	190	23.580	157	11	1:47.475	55.365		28.323	188	23.787	157
5	1:46.887	54.807		28.226	189	23.854	156	12	1:47.353	55.485		28.180	189	23.688	158
6	1:47.029	54.940		28.375	189	23.714	157	13	1:46.457	54.684		28.163	190	23.610	157
7	1:48.245	55.525		28.476	187	24.244	152								

14 Gustav Malja, SWE/ ,

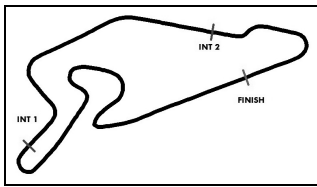
theoretical besttime: 1:46.250

1	1:51.704	58.989		28.423	190	24.292	156	8	1:49.393	55.857		28.454	187	25.082	156
2	1:47.566	55.239		27.947	191	24.380	157	9	1:48.518	55.522		28.591	187	24.405	157
3	1:46.465	54.655		27.842	191	23.968	158	10	1:47.955	55.644		28.406	187	23.905	158
4	1:46.665	54.990		27.922	190	23.753	158	11	1:47.811	55.199		28.388	187	24.224	158
5	1:47.462	55.439		28.010	189	24.013	156	12	1:47.085	55.126		27.972	188	23.987	160
6	1:47.290	55.463		28.007	189	23.820	157	13	1:47.280	54.672		28.315	190	24.293	158
7	1:48.035	55.477		28.256	189	24.302	156								

15 Thomas Jäger, AUT/ ,

theoretical besttime: 1:47.427

1	1:53.114	1:00.701		28.401	190	24.012	156	8	1:49.229	56.315		28.842	188	24.072	156
2	1:48.845	56.789		28.598	189	23.458	157	9	1:49.973	56.191		29.193	187	24.589	155
3	1:48.591	56.409		28.603	190	23.579	156	10	1:49.488	56.540		28.922	187	24.026	157
4	1:48.935	55.927		28.554	190	24.454	150	11	1:48.434	55.853		28.791	188	23.790	158
5	1:48.648	56.201		28.526	190	23.921	156	12	1:47.910	55.880		28.667	189	23.363	158
6	1:47.687	55.633		28.431	188	23.623	157	13	1:48.786	56.158		28.674	189	23.954	156
7	1:49.141	56.793		28.546	188	23.802	156								



ADAC Formel Masters

Lap analysis Rennen 1

Provisional



Nürburgring, Length: 3618 m

Air temperature: 10.9°C

Track temperature: 11.1°C

Weather condition: Wet



Reg. Nr.: 230/2012

Saturday 14.7.2012 09:05

**ADAC Masters
Weekend**

Lap	Time	SE1	SP1	SE2	SP2	SE3	SP3	Lap	Time	SE1	SP1	SE2	SP2	SE3	SP3
17 Nicolas Pohler, GER/ ,								theoretical besttime: 1:49.753							
1	2:12.110	1:17.826		29.292	187	24.992	152	8	1:51.976	58.394		29.215	184	24.367	155
2	1:50.486	57.078		28.988	188	24.420	155	9	1:51.035	57.067		29.604	182	24.364	154
3	1:52.289	58.418		29.464	187	24.407	153	10	1:51.805	57.686		29.441	182	24.678	153
4	1:51.060	57.584		29.153	185	24.323	154	11	1:53.878	57.935		30.519	161	25.424	152
5	1:51.243	57.584		29.321	185	24.338	153	12	1:50.023	57.192		28.856	185	23.975	155
6	1:50.873	56.922		29.480	183	24.471	153	13	1:50.954	57.410		29.230	186	24.314	153
7	1:50.788	57.242		29.244	183	24.302	153								

19 Sebastian Balthasar, GER/ ,								theoretical besttime: 1:45.952							
1	1:56.143	1:02.832		29.281	192	24.030	155	8	1:49.232	55.679		28.840	181	24.713	153
2	1:46.691	54.976		28.546	191	23.169	159	9	1:47.734	55.588		28.589	181	23.557	154
3	1:47.874	55.756		28.741	190	23.377	156	10	1:47.316	55.241		28.606	182	23.469	155
4	1:48.335	55.844		28.796	189	23.695	153	11	1:47.135	54.911		28.256	183	23.968	154
5	1:46.968	54.773		28.453	186	23.742	153	12	1:46.169	54.592		28.305	184	23.272	156
6	1:47.184	54.820		28.530	185	23.834	154	13	1:46.127	54.658		28.191	186	23.278	154
7	2:56.664	2:04.448		28.650	180	23.566	154								

20 Felix Wieland, GER/ ,								theoretical besttime: 1:52.463							
1	2:06.835	1:10.701		30.689	180	25.445	155	8	1:54.496	58.846		30.054	184	25.596	151
2	1:54.961	1:00.164		29.894	189	24.903	154	9	1:57.180	1:01.641		29.486	185	26.053	151
3	1:54.757	58.925		30.739	185	25.093	155	10	1:55.834	1:01.539		29.846	187	24.449	154
4	1:53.232	58.687		29.812	187	24.733	154	11	1:54.031	59.451		29.867	187	24.713	155
5	1:53.060	59.098		29.672	187	24.290	155	12	1:54.216	58.770		29.944	185	25.502	151
6	2:45.366	1:00.259		30.030	185	1:15.077	146								
7	1:59.856	1:02.625		31.825	186	25.406	155								

21 Alessio Picariello, BEL/ ,								theoretical besttime: 1:45.609							
1	1:47.712	56.289		28.067	191	23.356	157	8	1:47.210	55.545		28.064	188	23.601	158
2	1:45.705	55.023		27.704	190	22.978	158	9	1:47.193	55.536		28.012	188	23.645	157
3	1:45.640	54.934		27.730	190	22.976	158	10	1:47.322	55.523		28.136	188	23.663	157
4	1:46.026	55.286		27.699	190	23.041	158	11	1:46.823	55.395		28.071	188	23.357	158
5	1:46.321	55.107		27.863	189	23.351	158	12	1:46.462	54.980		28.021	189	23.461	158
6	1:46.436	55.018		27.848	188	23.570	158	13	1:46.257	55.188		27.823	189	23.246	157
7	1:47.259	55.180		28.055	187	24.024	156								

23 Nicolas Beer, DEN/ ,								theoretical besttime: 1:47.924							
1	2:00.150	1:05.477		29.931	181	24.742	154	8	1:49.255	56.169		28.900	187	24.186	155
2	1:49.527	57.095		28.683	190	23.749	154	9	1:49.257	55.991		28.895	187	24.371	154
3	1:47.924	55.841		28.413	190	23.670	155	10	1:49.891	56.971		29.037	188	23.883	153
4	1:48.292	55.919		28.663	189	23.710	156	11	1:49.291	56.513		28.913	188	23.865	156
5	1:49.146	56.535		28.851	188	23.760	155	12	1:48.262	55.956		28.588	189	23.718	156
6	1:48.925	56.254		28.806	188	23.865	156	13	1:48.838	56.016		28.858	189	23.964	156
7	1:50.151	57.468		28.708	187	23.975	155								