

ADAC GT Masters

Results Zeittraining 2

Provisional



Nürburgring, Length: 3618 m

Air temperature: 15.7°C

Track temperature: 19.3°C

Weather condition: Wet



Reg. Nr.: 229/2012

Friday 13.7.2012 13:35

**ADAC Masters
Weekend**

started : 38 classified : 38 not classified : 0

	Drivers	Team	Car	Lap	Best Time	Gap	Diff	Kph	Day Time
1	5 S.Asch/M.Götz	kfzteile24 MS RACING Team(GER)	Mercedes Benz AMG SLS GT3	6	1:25.933			151,6	13:57:02
2	15 S.Dolenc(*A*)/M.Ragginger	FACH AUTO TECH(SUI)	Porsche 911 GT3 R	11	1:26.229	0.296	0.296	151,0	13:53:36
3	1 D.Lunardi/M.Martin	ALPINA(GER)	BMW Alpina B6 GT3	5	1:26.515	0.582	0.286	150,5	13:46:53
4	42 M.Mayer/J.Seyffarth	SMS Seyffarth Motorsport(GER)	Mercedes Benz AMG SLS GT3	5	1:26.535	0.602	0.020	150,5	13:42:46
5	20 C.Hürtgen/D.Schwager	Schubert Motorsport(GER)	BMW Z4 GT3	6	1:26.757	0.824	0.222	150,1	13:49:15
6	36 C.Engelhart/S.Edwards	Team Geyer&Weinig EDV Schütz M	Porsche 911 GT3 R	5	1:26.780	0.847	0.023	150,1	13:58:04
7	21 E.Sandström/C.Mies	Prosperia uhc speed(GER)	AUDI R8 LMS ultra	7	1:26.839	0.906	0.059	150,0	13:57:24
8	33 K.Poulsen(*A*)/C.Nygaard	Young Driver AMR(GER)	Aston Martin V12 Vantage GT3	8	1:26.888	0.955	0.049	149,9	13:50:16
9	41 S.Knap/J.den Boer	DB Motorsport(NED)	BMW Z4 GT3	7	1:26.931	0.998	0.043	149,8	13:47:05
10	18 T.Seiler(*A*)/F.Kechele	Callaway Competition(GER)	Corvette Z06.R GT3	4	1:26.948	1.015	0.017	149,8	13:42:28
11	9 A.Simonsen/M.Buhk	HEICO Junior Team(GER)	Mercedes Benz AMG SLS GT3	14	1:26.951	1.018	0.003	149,8	14:13:37
12	40 R.Rast/C.Mamerow	MAMEROW Racing(GER)	AUDI R8 LMS ultra	10	1:27.016	1.083	0.065	149,7	14:13:03
13	44 J.Stovicek(*A*)/E.Janis	HEICO-GRAVITY CHAROUZ TEAM	Mercedes Benz AMG SLS GT3	6	1:27.049	1.116	0.033	149,6	13:45:34
14	25 G.Engelhardt(*A*)/M.Seefried	Team GT 3 Kasko(GER)	Porsche 911 GT3 R	4	1:27.134	1.201	0.085	149,5	13:53:28
15	28 D.Alessi/D.Keilwiz	Callaway Competition(GER)	Corvette Z06.R GT3	14	1:27.171	1.238	0.037	149,4	14:03:47
16	19 A.Ai Faisal/M.Bortolotti	Schubert Motorsport(GER)	BMW Z4 GT3	5	1:27.187	1.254	0.016	149,4	13:52:05
17	14 C.Ott/P.Eng	MRS GT-Racing(GER)	McLaren MP4-12C GT3	5	1:27.238	1.305	0.051	149,3	13:56:00
18	8 D.Baumann/H.Proczyk	Heico Motorsport(GER)	Mercedes Benz AMG SLS GT3	5	1:27.262	1.329	0.024	149,3	13:46:22
19	23 M.Matzke/F.Lestrup	WestCoastRacing(SWE)	BMW Z4 GT3	6	1:27.339	1.406	0.077	149,1	13:50:56
20	29 R.Renauer/N.Thiim	FROGREEN CO2 neutral(GER)	Porsche 911 GT3 R	4	1:27.396	1.463	0.057	149,0	13:53:59
21	4 F.Stoll/D.Dobitsch	kfzteile24 MS RACING Team(GER)	Mercedes Benz AMG SLS GT3	4	1:27.492	1.559	0.096	148,9	13:54:13
22	6 M.Farnbacher/N.Kentenich	Farnbacher ESET Racing(GER)	Porsche 911 GT3 R	4	1:27.532	1.599	0.040	148,8	13:46:04
23	37 S.Bert/C.Brück	Gemballa Racing(GER)	McLaren MP4-12C GT3	10	1:27.541	1.608	0.009	148,8	14:03:50
24	7 C.Frankenhouk/K.Heyer	Heico Motorsport(GER)	Mercedes Benz AMG SLS GT3	7	1:27.591	1.658	0.050	148,7	13:48:44
25	3 A.von Thurn und Taxis/S.Rosina	InternetX - Reiter Engineering(GER)	Lamborghini Gallardo LP600+	5	1:27.656	1.723	0.065	148,6	13:55:50
26	2 F.Spengler/J.Leidinger	Liqui Moly Team Engstler(GER)	BMW Alpina B6 GT3	10	1:27.746	1.813	0.090	148,4	13:59:12
27	22 C.Abt/L.Ludwig	Prosperia uhc speed(GER)	AUDI R8 LMS ultra	6	1:27.826	1.893	0.080	148,3	14:00:32
28	11 D.Mengesdorf/R.Bader	Team rhino's Leipert Motorsport(GE	Lamborghini Gallardo LP600+	10	1:27.845	1.912	0.019	148,3	14:08:04
29	10 L.Arnold/A.Margaritis	Schöner Wohnen Polarweiss Team	Mercedes Benz AMG SLS GT3	4	1:27.889	1.956	0.044	148,2	13:44:44
30	26 R.Bourdeaux(*A*)/A.Renauer	Team GT 3 Kasko(GER)	Porsche 911 GT3 R	4	1:27.936	2.003	0.047	148,1	13:54:03
31	17 R.Lips(*A*)/F.Schmickler	Callaway Competition(GER)	Corvette Z06.R GT3	12	1:27.974	2.041	0.038	148,1	14:00:31
32	43 D.Bohr/G.Grasser	GRT Grasser Racing Team(AUT)	Lamborghini Gallardo LP600+	11	1:28.014	2.081	0.040	148,0	13:57:12
33	38 J.Krohn/N.Verdonck	Lambda Performance(GER)	Ford GT GT3	9	1:28.169	2.236	0.155	147,7	14:00:29
34	31 M.Schulze/T.Schulze	Schulze Motorsport(GER)	Nissan GT-R GT3	4	1:28.301	2.368	0.132	147,5	13:43:56
35	35 A.Winter(*A*)/C.Geipel	YACO Racing powered by Jochen S	Chevrolet Camaro GT3	4	1:29.039	3.106	0.738	146,3	13:42:22
36	16 A.Gugger(*A*)/O.Klohs(*A*)	FACH AUTO TECH(SUI)	Porsche 911 GT3 R	12	1:29.293	3.360	0.254	145,9	14:01:02
37	34 M.Sandritter/C.Bracke	YACO Racing powered by Jochen S	Chevrolet Camaro GT3	10	1:31.651	5.718	2.358	142,1	14:02:10
38	12 O.Petrischin(*A*)/K.Baier(*A*)	Team rhino's Leipert Motorsport(GE	Lamborghini Gallardo LP600+	9	1:34.768	8.835	3.117	137,4	14:08:41

car no. 1 cancelation relevant lap time, leaving the track at 13:43

car no. 31 cancelation relevant lap time, leaving the track at 13:44

cars no. 19, 23 cancelation relevant lap time, leaving the track at 13:48

car no. 40 cancelation relevant lap time, leaving the track at 13:57, 13:59

car no. 10 cancelation relevant lap time, leaving the track at 14:03

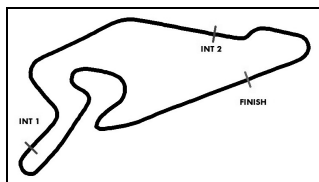
car no. 44 cancelation relevant lap time, leaving the track at 14:11

Subject to final scrutineering!

Publications Time:

Race Director:

Time Keeping:



ADAC GT Masters

Lap analysis Zeittraining 2



Provisional

Nürburgring, Length: 3618 m

Air temperature: 15.8°C

Track temperature: 19.3°C

Weather condition: Wet

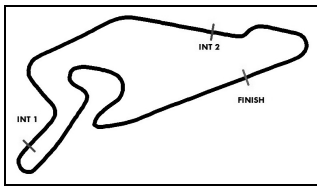


Reg. Nr.: 229/2012

Friday 13.7.2012 13:35

ADAC Masters
Weekend

Lap	Time	SE1	SP1	SE2	SP2	SE3	SP3	Lap	Time	SE1	SP1	SE2	SP2	SE3	SP3
22 Christian Abt, GER/ Luca Ludwig, GER								theoretical besttime: 1:27.662							
1	18:11.855	17:27.287		24.959	232	19.609	183	5	1:27.987	45.571		23.368	235	19.048	185
2	1:28.842	46.230		23.535	235	19.077	185	6	1:27.826	45.431		23.251	237	19.144	184
3	1:27.852	45.437		23.267	237	19.148	184	7	1:28.939	45.418		23.480	235	20.041	185
4	1:28.345	45.363		23.385	234	19.597	171	8	1:38.725	45.784		23.279	238	29.662	
23 Martin Matzke, CZE/ Fredrik Lestrup, SWE								theoretical besttime: 1:27.219							
1	7:05.062	6:18.881		25.099	231	21.082	180	8	9:05.446	8:22.286		23.633	234	19.527	186
2	1:31.666	47.556		24.192	235	19.918	183	9	1:28.331	45.803		23.296	238	19.232	185
3	1:29.003	46.203		23.607	236	19.193	185	10	1:27.920	45.268		23.449	237	19.203	187
4	1:27.783	45.420		23.412	238	18.951	186	11	1:27.873	45.286		23.415	237	19.172	187
5	1:27.832	45.199		23.458	237	19.175	186	12	1:28.041	45.424		23.395	238	19.222	186
6	1:27.339	45.070		23.198	237	19.071	186	13	1:36.982	45.753		23.869	238	27.360	
7	1:42.923	47.157		28.740	158	27.026									
25 Georg Engelhardt, GER/ Marco Seefried, GER								theoretical besttime: 1:27.035							
1	14:05.119	13:18.265		26.010	182	20.844	188	6	12:28.358	11:44.665		23.620	241	20.073	189
2	1:28.889	46.208		23.587	241	19.094	190	7	1:28.568	45.584		23.791	244	19.193	189
3	1:27.274	45.138		23.253	242	18.883	189	8	1:27.502	45.383		23.305	240	18.814	188
4	1:27.134	45.227		23.162	242	18.745	189	9	1:27.728	45.629		23.152	242	18.947	187
5	1:39.406	47.026		24.105	235	28.275		10	1:40.453	47.410		24.078	222	28.965	
26 Rene Bourdeaux, GER/ Alfred Renauer, GER								theoretical besttime: 1:27.757							
1	14:36.034	13:48.824		26.810	206	20.400	190	6	6:57.617	6:10.025		27.473	222	20.119	187
2	1:30.828	47.611		23.651	244	19.566	190	7	1:28.676	45.960		23.332	245	19.384	191
3	1:28.468	46.192		23.198	244	19.078	190	8	1:48.869	50.367		33.076	208	25.426	190
4	1:27.936	45.510		23.169	245	19.257	188	9	1:28.887	45.914		23.507	244	19.466	189
5	1:40.014	46.591		23.906	242	29.517		10	1:44.960	48.285		26.639	222	30.036	
28 Diego Alessi, ITA/ Daniel Keilwitz, GER								theoretical besttime: 1:27.015							
1	2:02.771	1:09.068		30.153	181	23.550	168	10	8:24.076	7:39.872		24.905	241	19.299	190
2	1:38.778	52.380		25.005	238	21.393	184	11	1:27.348	45.199		23.394	243	18.755	190
3	1:31.126	47.888		23.914	241	19.324	190	12	1:27.434	45.322		23.253	244	18.859	190
4	1:27.773	45.655		23.141	244	18.977	191	13	1:27.451	45.352		23.253	244	18.846	191
5	1:27.722	45.336		23.285	246	19.101	190	14	1:27.171	45.256		23.093	246	18.822	191
6	1:31.101	47.921		23.583	245	19.597	189	15	1:45.219	49.524		28.246	164	27.449	
7	1:52.516	54.614		34.731	114	23.171	190	16	4:11.332	3:28.421		23.814	244	19.097	191
8	1:27.460	45.367		23.188	244	18.905	189	17	1:28.322	45.269		23.061	245	19.992	181
9	1:34.670	45.448		23.244	244	25.978		18	1:53.625	52.135		28.825	160	32.665	
29 Robert Renauer, GER/ Nicki Thiim, DEN								theoretical besttime: 1:27.248							
1	14:34.157	13:43.740		28.584	198	21.833	186	7	5:27.385	4:40.701		26.161	216	20.523	189
2	1:29.538	46.748		23.577	242	19.213	188	8	1:29.621	45.737		23.419	244	20.465	190
3	1:27.692	45.449		23.258	244	18.985	190	9	1:27.972	45.387		23.447	244	19.138	190
4	1:27.396	45.226		23.226	244	18.944	190	10	1:27.580	45.117		23.342	245	19.121	190
5	1:27.605	45.078		23.260	243	19.267	189	11	1:33.331	46.122		27.096	220	20.113	188
6	1:41.937	49.075		24.973	211	27.889		12	1:45.849	47.534		25.470	197	32.845	
31 Michael Schulze, GER/ Tobias Schulze, GER								theoretical besttime: 1:28.279							
1	4:19.896	3:31.720		27.576	214	20.600	182	7	14:45.906	14:01.917		24.210	238	19.779	186
2	1:38.044	48.797		28.093	163	21.154	183	8	1:30.523	46.285		23.785	238	20.453	182
3	1:29.842	46.554		23.717	238	19.571	183	9	1:29.366	46.454		23.515	239	19.397	186
4	1:28.301	45.805		23.233	240	19.263	185	10	1:28.909	45.783		23.438	240	19.688	184
5	1:28.542	45.786		23.433	240	19.323	185	11	1:40.570	49.058		25.258	205	26.254	
6	1:40.234	49.103		25.532	217	25.599									



ADAC GT Masters

Lap analysis Zeittraining 2

Provisional



**ADAC Masters
Weekend**

Nürburgring, Length: 3618 m

Air temperature: 15.8°C

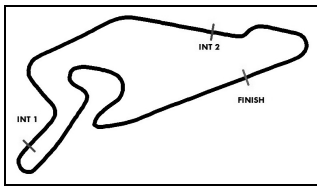
Track temperature: 19.3°C

Weather condition: Wet

DMSB Deutscher Motorsport Bund e.V. Reg. Nr.: 229/2012

Friday 13.7.2012 13:35

Lap	Time	SE1	SP1	SE2	SP2	SE3	SP3	Lap	Time	SE1	SP1	SE2	SP2	SE3	SP3
33		Kristian Poulsen, DEN/ Christoffer Nygaard, DEN						theoretical besttime: 1:26.799							
1	4:59.656	4:12.117		25.642	231	21.897	182	8	1:26.888	44.889		23.009	239	18.990	187
2	1:31.646	48.036		23.974	235	19.636	184	9	1:34.268	45.690		23.192	240	25.386	
3	1:28.675	46.267		23.308	237	19.100	185	10	13:13.795	12:24.043		27.640	175	22.112	186
4	1:27.573	45.327		23.007	238	19.239	186	11	1:27.602	45.468		23.198	237	18.936	186
5	1:27.078	45.110		23.027	240	18.941	187	12	1:27.223	45.010		23.164	238	19.049	187
6	1:27.034	44.978		22.974	239	19.082	186	13	1:38.772	45.243		23.057	238	30.472	
7	1:27.298	45.101		23.097	239	19.100	187								
34		Max Sandritter, GER/ Christian Bracke, GER						theoretical besttime: 1:31.459							
1	2:34.167	1:44.819		26.567	241	22.781	186	7	11:55.174	11:07.566		26.415	240	21.193	189
2	1:38.554	52.099		24.895	244	21.560	187	8	1:34.929	49.922		24.510	244	20.497	191
3	1:33.856	48.801		24.400	246	20.655	190	9	1:32.263	47.724		24.103	246	20.436	189
4	1:32.812	48.154		24.201	245	20.457	191	10	1:31.651	47.523		23.935	247	20.193	191
5	1:34.287	48.840		24.873	245	20.574	190	11	1:31.835	47.331		24.299	235	20.205	189
6	1:42.757	47.515		25.410	244	29.832		12	1:43.575	47.495		24.284	247	31.796	
35		Achim Winter, GER/ Charlie Geipel, GER						theoretical besttime: 1:28.758							
1	2:45.227	1:53.706		29.232	201	22.289	182	6	5:52.070	5:07.618		24.617	242	19.835	192
2	1:38.080	52.072		25.703	236	20.305	190	7	1:29.090	46.106		23.471	245	19.513	192
3	1:30.172	46.867		23.606	244	19.699	190	8	1:29.121	46.091		23.365	245	19.665	194
4	1:29.039	46.372		23.307	244	19.360	191	9	1:44.650	48.799		26.995	173	28.856	
5	1:34.930	46.221		23.650	244	25.059									
36		Christian Engelhart, GER/ Sean Edwards, GBR						theoretical besttime: 1:26.598							
1	17:12.670	16:28.050		24.545	214	20.075	186	7	4:46.292	3:58.914		25.399	178	21.979	189
2	1:30.414	46.514		23.361	230	20.539	189	8	1:27.481	45.464		23.125	243	18.892	189
3	1:27.227	45.311		23.059	240	18.857	189	9	1:32.052	45.244		25.105	208	21.703	190
4	1:26.857	45.056		23.170	240	18.631	188	10	1:27.524	45.360		23.174	242	18.990	187
5	1:26.780	44.938		23.029	243	18.813	188	11	1:27.260	45.256		23.133	242	18.871	188
6	1:36.035	46.863		23.957	234	25.215		12	1:54.354	45.346		26.796	186	42.212	
37		Sascha Bert, GER/ Christopher Brück, GER						theoretical besttime: 1:27.363							
1	10:48.444	10:02.785		24.376	240	21.283	183	9	1:27.905	45.720		23.211	241	18.974	190
2	1:32.213	48.962		23.638	241	19.613	187	10	1:27.541	45.578		23.033	245	18.930	190
3	1:29.547	46.850		23.446	240	19.251	190	11	1:29.014	45.954		23.643	242	19.417	190
4	1:28.120	45.808		23.273	241	19.039	189	12	1:29.053	46.432		23.315	242	19.306	190
5	1:27.675	45.400		23.137	243	19.138	189	13	1:33.712	46.012		23.522	240	24.178	
6	1:27.717	45.502		23.223	242	18.992	190	14	4:00.787	3:17.802		23.688	238	19.297	189
7	1:33.259	45.552		23.120	242	24.587		15	1:28.753	46.228		23.319	242	19.206	190
8	6:07.533	5:24.745		23.547	241	19.241	189	16	1:34.106	45.914		23.332	241	24.860	
38		Jesse Krohn, FIN/ Nicolas Verdonck, BEL						theoretical besttime: 1:28.048							
1	9:26.087	8:36.149		28.866	225	21.072	184	7	1:28.676	45.978		23.528	238	19.170	186
2	1:33.515	50.055		23.781	237	19.679	184	8	1:28.521	45.998		23.427	238	19.096	185
3	1:37.452	48.049		23.518	238	25.885		9	1:28.169	45.611		23.341	239	19.217	186
4	5:10.234	4:18.020		29.544	156	22.670	179	10	1:28.490	45.649		23.511	239	19.330	185
5	1:47.017	51.886		30.635	121	24.496	183	11		52.331		36.403	63		
6	1:29.337	46.395		23.411	235	19.531	186								
40		Rene Rast, GER/ Christian Mamerow, GER						theoretical besttime: 1:26.783							
1	21:49.500	21:03.209		24.394	234	21.897	182	8	1:27.500	45.036		23.151	238	19.313	183
2	1:27.548	45.165		23.254	237	19.129	185	9	1:27.542	45.239		23.131	239	19.172	184
3	1:27.299	45.049		23.283	236	18.967	184	10	1:27.016	45.059		23.074	238	18.883	185
4	1:31.487	46.509		24.104	228	20.874	185	11	1:27.198	45.198		23.049	238	18.951	184
5	1:29.152	45.279		23.502	221	20.371	186	12	1:27.108	45.356		23.028	239	18.724	186
6	1:27.510	45.298		23.186	236	19.026	185	13		47.498		23.648	236		
7	1:27.840	45.031		23.148	241	19.661	188								



ADAC GT Masters

Lap analysis Zeittraining 2

Provisional



Nürburgring, Length: 3618 m

Air temperature: 15.8°C

Track temperature: 19.3°C

Weather condition: Wet



Reg. Nr.: 229/2012

Friday 13.7.2012 13:35

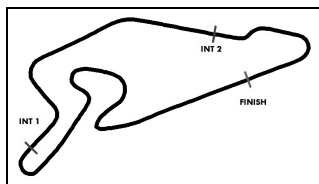
**ADAC Masters
Weekend**

Lap	Time	SE1	SP1	SE2	SP2	SE3	SP3	Lap	Time	SE1	SP1	SE2	SP2	SE3	SP3
41 Simon Knap, NED/ Jeroen den Boer, NED								theoretical besttime: 1:26.923							
1	3:15.603	2:12.166		40.626	128	22.811	181	11	1:30.249	46.754		23.400	235	20.095	187
2	1:31.692	46.949		24.521	170	20.222	183	12	1:28.665	45.199		23.073	240	20.393	188
3	1:28.628	46.078		23.347	236	19.203	185	13	1:28.711	45.481		23.466	240	19.764	187
4	1:27.598	45.357		23.053	239	19.188	184	14	1:34.157	45.241		28.239	177	20.677	188
5	1:27.144	45.067		23.068	239	19.009	186	15	1:42.337	45.383		23.519	236	33.435	
6	1:27.337	45.022		22.957	240	19.358	185	16	3:45.911	2:58.440		27.620	195	19.851	185
7	1:26.931	44.960		22.965	239	19.006	187	17	1:27.502	45.287		23.023	239	19.192	187
8	1:44.578	44.980		28.234	113	31.364		18	1:27.671	45.242		23.207	239	19.222	187
9	10:41.806	9:58.585		23.486	236	19.735	187	19	1:53.270	47.545		28.685	167	37.040	
10	1:28.948	45.276		24.393	208	19.279	186								

42 Maximilian Mayer, GER/ Jan Seyffarth, GER								theoretical besttime: 1:26.171							
1	1:51.425	1:03.537		27.646	188	20.242	185	8	1:27.251	45.381		23.122	237	18.748	187
2	1:33.335	46.194		23.565	237	23.576	187	9	1:44.401	44.538		30.569	148	29.294	
3	1:28.155	45.225		23.182	239	19.748	187	10	4:37.493	3:52.611		25.024	204	19.858	188
4	1:26.697	44.994		23.067	239	18.636	186	11	1:30.608	45.368		23.578	191	21.662	186
5	1:26.535	44.754		23.099	240	18.682	185	12	1:27.592	45.327		23.300	240	18.965	185
6	1:40.860	47.500		25.304	203	28.056		13	1:26.799	44.930		22.997	239	18.872	185
7	13:45.658	13:03.335		23.409	236	18.914	186	14	1:57.218	54.306		28.773	167	34.139	

43 Daniel Bohr, LUX/ Gottfried Grasser, AUT								theoretical besttime: 1:27.713							
1	2:50.176	1:59.331		29.496	225	21.349	185	7	1:36.685	46.052		23.401	241	27.232	
2	1:31.322	47.693		23.770	239	19.859	186	8	5:54.028	4:58.627		33.478	155	21.923	189
3	1:29.187	46.115		23.457	239	19.615	190	9	1:28.537	45.958		23.141	241	19.438	190
4	1:29.178	46.614		23.253	240	19.311	190	10	1:28.207	45.739		23.298	240	19.170	189
5	1:28.807	46.280		23.314	240	19.213	191	11	1:28.014	45.461		23.292	241	19.261	190
6	1:28.112	45.706		23.295	242	19.111	189	12	1:52.826	52.604		26.684	201	33.538	

44 Jan Stovicek, CZE/ Erik Janis, CZE								theoretical besttime: 1:27.034							
1	3:01.177	2:05.052		31.652	180	24.473	187	9	12:34.748	11:47.718		26.699	188	20.331	187
2	1:41.157	51.424		28.006	169	21.727	187	10	1:32.036	45.661		23.307	230	23.068	188
3	1:29.010	46.013		23.337	239	19.660	187	11	1:28.584	45.625		23.670	240	19.289	188
4	1:28.032	45.272		23.592	241	19.168	188	12	1:27.745	45.473		23.174	241	19.098	188
5	1:27.803	45.224		23.290	241	19.289	188	13	1:27.611	44.984		23.394	240	19.233	188
6	1:27.049	44.808		23.133	242	19.108	188	14	1:34.988	46.137		26.430	177	22.421	168
7	1:27.160	44.915		23.128	241	19.117	188	15	1:43.853	55.548		28.801	227	19.504	187
8	1:50.341	44.964		35.882	203	29.495		16	1:43.925	47.771		25.622	207	30.532	



ADAC GT Masters

Start Grid Rennen 2



Provisional

DMSB Reg. Nr.: 229/2012
Deutscher Motor Sport Bund e.V.

**ADAC Masters
Weekend**

Nürburgring, Length: 3618 m

Air temperature: 11.4°C

Track temperature: 12.2°C

Weather condition: Dry

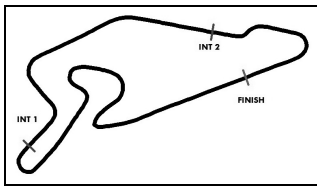
Sunday 15.7.2012 12:30

15 FACH AUTO TECH Swen Dolenc/ Martin Ragginger	1:26.229
42 SMS Seyffarth Motorsport Maximilian Mayer/ Jan Seyffarth	1:26.535
36 Team Geyer&Weinig EDV Schütz I Christian Engelhart/ Sean Edwards	1:26.780
33 Young Driver AMR Kristian Poulsen/ Christoffer Nygaard	1:26.888
18 Callaway Competition Toni Seiler/ Frank Kechele	1:26.948
40 MAMEROW Racing Rene Rast/ Christian Mamerow	1:27.016
25 Team GT 3 Kasko Georg Engelhardt/ Marco Seefried	1:27.134
19 Schubert Motorsport Abdulaziz Al Faisal/ Mirko Bortolotti	1:27.187
8 Heico Motorsport Dominik Baumann/ Hari Proczyk	1:27.262
29 FROGREEN CO2 neutral Robert Renauer/ Nicki Thiim	1:27.396
6 Farnbacher ESET Racing Mario Farnbacher/ Niclas Kentenich	1:27.532
7 Heico Motorsport Christiaan Frankenhout/ Kenneth Heyer	1:27.591
2 Liqui Moly Team Engstler Florian Spengler/ Johannes Leidinger	1:27.746
11 Team rhino's Leipert Motorsport David Mengesdorf/ Raffael Bader	1:27.845
26 Team GT 3 Kasko Rene Bourdeaux/ Alfred Renauer	1:27.936
43 GRT Grasser Racing Team Daniel Bohr/ Gottfried Grasser	1:28.014
31 Schulze Motorsport Michael Schulze/ Tobias Schulze	1:28.301
16 FACH AUTO TECH Andrina Gugger/ Otto Klohs	1:29.293
12 Team rhino's Leipert Motorsport Oleg Petrishin/ Korbinian Baier	1:34.768

1
2
3
4
5
6
7
8
9
10
11
12
13
14
15
16
17
18
19

POLE POSITION

5 kfzteile24 MS RACING Team Sebastian Asch/ Maximilian Götz	1:25.933
1 ALPINA Dino Lunardi/ Maxime Martin	1:26.515
20 Schubert Motorsport Claudia Hürtgen/ Dominik Schwager	1:26.757
21 Prosperia uhc speed Edward Sandström/ Christopher Mies	1:26.839
41 DB Motorsport Simon Knap/ Jeroen den Boer	1:26.931
9 HEICO Junior Team Andreas Simonsen/ Maximilian Buhk	1:26.951
44 HEICO-GRAVITY CHAROUZ TEAM Jan Stovicek/ Erik Janis	1:27.049
28 Callaway Competition Diego Alessi/ Daniel Keilwitz	1:27.171
14 MRS GT-Racing Christian Ott/ Philipp Eng	1:27.238
23 WestCoastRacing Martin Matzke/ Fredrik Lestrup	1:27.339
4 kfzteile24 MS RACING Team Florian Stoll/ Daniel Dobitsch	1:27.492
37 Gemballa Racing Sascha Bert/ Christopher Brück	1:27.541
3 InternetX - Reiter Engineering Albert von Thurn und Taxis/ Stefan Rosina	1:27.656
22 Prosperia uhc speed Christian Abt/ Luca Ludwig	1:27.826
10 Schöner Wohnen Polarweiss Team Lance David Arnold/ Alexandros Margaritis	1:27.889
17 Callaway Competition Remo Lips/ Frank Schmickler	1:27.974
38 Lambda Performance Jesse Krohn/ Nicolas Verdonck	1:28.169
35 YACO Racing powered by Jochen Achim Winter/ Charlie Geipel	1:29.039
34 YACO Racing powered by Jochen Max Sandritter/ Christian Bracke	1:31.651



ADAC GT Masters

Start Grid Rennen 2

Provisional



Nürburgring, Length: 3618 m

Air temperature: 11.4°C

Track temperature: 12.2°C

Weather condition: Dry



Reg. Nr.: 229/2012

Sunday 15.7.2012 12:30

**ADAC Masters
Weekend**

32 Young Driver AMR

Ferdinand Stuck/ Johannes Stuck

20

27 Callaway Competition

Andreas Wirth/ Heinz-Harald Frentzen

Publications Time:

Race Director:

Time Keeping: