

ADAC GT Masters

Results Zeittraining 1

Provisional



Nürburgring, Length: 3618 m

Air temperature: 14.1°C

Track temperature: 16.7°C

Weather condition: Wet



Reg. Nr.: 229/2012

Friday 13.7.2012 12:45

**ADAC Masters
Weekend**

started : 39 classified : 39 not classified : 0

	Drivers	Team	Car	Lap	Best Time	Gap	Diff	Kph	Day Time
1	5 S.Asch/M.Götz	kfzteile24 MS RACING Team(GER)	Mercedes Benz AMG SLS GT3	9	1:26.555			150,5	13:08:27
2	40 R.Rast/C.Mamerow	MAMEROW Racing(GER)	AUDI R8 LMS ultra	8	1:26.872	0.317	0.317	149,9	13:07:15
3	20 C.Hürtgen/D.Schwager	Schubert Motorsport(GER)	BMW Z4 GT3	8	1:27.016	0.461	0.144	149,7	13:07:54
4	28 D.Alessi/D.Keilwitz	Callaway Competition(GER)	Corvette Z06.R GT3	11	1:27.082	0.527	0.066	149,6	13:10:16
5	7 C.Frankenhou/K.Heyer	Heico Motorsport(GER)	Mercedes Benz AMG SLS GT3	18	1:27.155	0.600	0.073	149,4	13:25:07
6	36 C.Engelhart/S.Edwards	Team Geyer&Weinig EDV Schütz M	Porsche 911 GT3 R	10	1:27.173	0.618	0.018	149,4	13:07:59
7	1 D.Lunardi/M.Martin	ALPINA(GER)	BMW Alpina B6 GT3	8	1:27.209	0.654	0.036	149,4	13:08:39
8	27 A.Wirth/H.Frentzen	Callaway Competition(GER)	Corvette Z06.R GT3	14	1:27.362	0.807	0.153	149,1	13:22:27
9	10 L.Arnold/A.Margaritis	Schöner Wohnen Polarweiss Team	Mercedes Benz AMG SLS GT3	10	1:27.379	0.824	0.017	149,1	13:11:05
10	6 M.Farnbacher/N.Kentenich	Farnbacher ESET Racing(GER)	Porsche 911 GT3 R	8	1:27.380	0.825	0.001	149,1	13:13:18
11	33 K.Poulsen(*A*)/C.Nygaard	Young Driver AMR(GER)	Aston Martin V12 Vantage GT3	10	1:27.404	0.849	0.024	149,0	13:07:36
12	41 S.Knap/J.den Boer	DB Motorsport(NED)	BMW Z4 GT3	18	1:27.420	0.865	0.016	149,0	13:23:15
13	21 E.Sandström/C.Mies	Prosperia uhc speed(GER)	AUDI R8 LMS ultra	5	1:27.512	0.957	0.092	148,8	13:07:33
14	42 M.Mayer/J.Seyffarth	SMS Seyffarth Motorsport(GER)	Mercedes Benz AMG SLS GT3	12	1:27.522	0.967	0.010	148,8	13:19:02
15	4 F.Stoll/D.Dobitsch	kfzteile24 MS RACING Team(GER)	Mercedes Benz AMG SLS GT3	13	1:27.539	0.984	0.017	148,8	13:17:34
16	37 S.Bert/C.Brück	Gemballa Racing(GER)	McLaren MP4-12C GT3	9	1:27.563	1.008	0.024	148,7	13:09:47
17	15 S.Dolenc(*A*)/M.Ragginger	FACH AUTO TECH(SUI)	Porsche 911 GT3 R	10	1:27.585	1.030	0.022	148,7	13:19:08
18	19 A.Al Faisal/M.Bortolotti	Schubert Motorsport(GER)	BMW Z4 GT3	6	1:27.715	1.160	0.130	148,5	13:07:51
19	2 F.Spengler/J.Leidinger	Liqui Moly Team Engstler(GER)	BMW Alpina B6 GT3	12	1:27.738	1.183	0.023	148,5	13:14:32
20	23 M.Matzke/F.Lestrup	WestCoastRacing(SWE)	BMW Z4 GT3	11	1:27.756	1.201	0.018	148,4	13:04:08
21	22 C.Abt/L.Ludwig	Prosperia uhc speed(GER)	AUDI R8 LMS ultra	9	1:27.799	1.244	0.043	148,3	13:10:44
22	18 T.Seiler(*A*)/F.Kechele	Callaway Competition(GER)	Corvette Z06.R GT3	7	1:27.851	1.296	0.052	148,3	13:06:16
23	8 D.Baumann/H.Proczyk	Heico Motorsport(GER)	Mercedes Benz AMG SLS GT3	10	1:27.866	1.311	0.015	148,2	13:09:50
24	9 A.Simonsen/M.Buhk	HEICO Junior Team(GER)	Mercedes Benz AMG SLS GT3	17	1:27.927	1.372	0.061	148,1	13:18:42
25	11 D.Mengesdorf/R.Bader	Team rhino's Leipert Motorsport(GE	Lamborghini Gallardo LP600+	10	1:28.316	1.761	0.389	147,5	13:02:36
26	38 J.Krohn/N.Verdonck	Lambda Performance(GER)	Ford GT GT3	21	1:28.403	1.848	0.087	147,3	13:24:49
27	31 M.Schulze/T.Schulze	Schulze Motorsport(GER)	Nissan GT-R GT3	9	1:28.519	1.964	0.116	147,1	13:16:33
28	14 C.Ott/P.Eng	MRS GT-Racing(GER)	McLaren MP4-12C GT3	11	1:28.729	2.174	0.210	146,8	13:06:34
29	17 R.Lips(*A*)/F.Schmickler	Callaway Competition(GER)	Corvette Z06.R GT3	8	1:28.820	2.265	0.091	146,6	13:05:33
30	3 A.von Thurn und Taxis/S.Rosina	InternetX - Reiter Engineering(GER)	Lamborghini Gallardo LP600+	11	1:28.871	2.316	0.051	146,6	13:08:09
31	16 A.Gugger(*A*)/O.Klohs(*A*)	FACH AUTO TECH(SUI)	Porsche 911 GT3 R	12	1:29.512	2.957	0.641	145,5	13:20:57
32	26 R.Bourdeaux(*A*)/A.Renauer	Team GT 3 Kasko(GER)	Porsche 911 GT3 R	8	1:29.519	2.964	0.007	145,5	13:03:34
33	25 G.Engelhardt(*A*)/M.Seefried	Team GT 3 Kasko(GER)	Porsche 911 GT3 R	9	1:29.591	3.036	0.072	145,4	13:17:11
34	43 D.Bohr/G.Grasser	GRT Grasser Racing Team(AUT)	Lamborghini Gallardo LP600+	12	1:29.813	3.258	0.222	145,0	13:15:00
35	29 R.Renauer/N.Thiim	FROGREEN CO2 neutral(GER)	Porsche 911 GT3 R	6	1:30.331	3.776	0.518	144,2	12:55:57
36	44 J.Stovicek(*A*)/E.Janis	HEICO-GRAVITY CHAROUZ TEAM	Mercedes Benz AMG SLS GT3	17	1:30.439	3.884	0.108	144,0	13:21:20
37	34 M.Sandritter/C.Bracke	YACO Racing powered by Jochen S	Chevrolet Camaro GT3	6	1:30.462	3.907	0.023	144,0	12:56:10
38	35 A.Winter(*A*)/C.Geipel	YACO Racing powered by Jochen S	Chevrolet Camaro GT3	9	1:33.084	6.529	2.622	139,9	13:01:18
39	12 O.Petrishin(*A*)/K.Baier(*A*)	Team rhino's Leipert Motorsport(GE	Lamborghini Gallardo LP600+	10	1:34.557	8.002	1.473	137,7	13:04:23

car no. 21 cancelation relevant lap time, leaving the track at 13:03

car no. 21 cancelation relevant lap time, leaving the track at 13:05

car no. 10 cancelation relevant lap time, leaving the track at 13:14

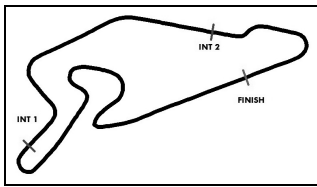
car no. 2 cancelation relevant lap time, leaving the track at 13:02

Subject to final scrutineering!

Publications Time:

Race Director:

Time Keeping:



ADAC GT Masters

Lap analysis Zeittraining 1

Provisional



Nürburgring, Length: 3618 m

Air temperature: 14.1°C

Track temperature: 16.7°C

Weather condition: Wet



Reg. Nr.: 229/2012

Friday 13.7.2012 12:45

**ADAC Masters
Weekend**

Lap	Time	SE1	SP1	SE2	SP2	SE3	SP3	Lap	Time	SE1	SP1	SE2	SP2	SE3	SP3
1 Dino Lunardi, FRA/ Maxime Martin, BEL								theoretical besttime: 1:27.022							
1	7:27.770	6:41.338		25.596	231	20.836	184	9	1:27.366	44.873		23.466	237	19.027	188
2	1:30.011	47.002		23.418	238	19.591	182	10	1:27.627	44.980		23.286	240	19.361	186
3	1:28.858	46.029		23.493	238	19.336	185	11	1:33.847	45.562		23.296	240	24.989	
4	1:28.459	45.228		23.524	235	19.707	185	12	4:52.620	4:08.498		24.835	237	19.287	189
5	1:30.142	46.496		23.717	235	19.929	187	13	1:27.399	44.968		23.272	240	19.159	187
6	1:38.691	46.754		24.387	236	27.550		14	1:27.385	44.964		23.406	238	19.015	188
7	7:08.154	6:25.712		23.183	238	19.259	187	15	1:35.028	45.199		23.212	241	26.617	
8	1:27.209	44.849		23.158	238	19.202	184								

2 Florian Spengler, GER/ Johannes Leidinger, GER								theoretical besttime: 1:27.416							
1	3:21.707	2:26.386		29.012	210	26.309	178	8	1:28.081	45.476		22.966	240	19.639	186
2	1:37.397	52.191		24.438	239	20.768	182	9	1:27.858	45.474		23.112	241	19.272	188
3	1:32.773	48.789		23.759	239	20.225	186	10	1:39.777	46.232		23.659	240	29.886	
4	1:30.623	47.135		23.610	239	19.878	186	11	5:15.638	4:33.022		23.431	240	19.185	189
5	1:38.713	48.326		23.613	241	26.774		12	1:27.738	45.265		23.241	240	19.232	187
6	5:33.099	4:49.417		23.611	239	20.071	188	13	1:36.452	46.621		23.226	241	26.605	
7	1:30.430	46.327		23.351	242	20.752	186								

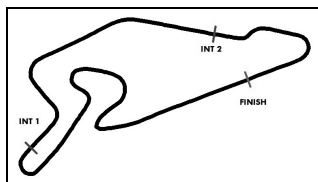
3 Albert von Thurn und Taxis, GER/ Stefan Rosina, SVK								theoretical besttime: 1:28.871							
1	3:14.745	2:16.251		32.272	178	26.222	180	7	1:29.415	46.270		23.479	236	19.666	187
2	1:35.036	49.890		24.561	235	20.585	184	8	1:29.516	46.222		23.503	236	19.791	187
3	1:32.106	48.096		23.884	235	20.126	184	9	1:35.329	46.733		23.828	210	24.768	187
4	1:31.434	47.664		23.828	235	19.942	185	10	1:29.296	46.178		23.471	237	19.647	186
5	1:37.642	47.328		23.681	235	26.633		11	1:28.871	46.066		23.350	237	19.455	185
6	6:05.726	5:18.198		25.514	211	22.014	186	12	1:36.403	46.258		24.808	215	25.337	

4 Florian Stoll, GER/ Daniel Dobitsch, AUT								theoretical besttime: 1:27.539							
1	2:21.994	1:34.726		25.392	229	21.876	180	8	1:30.062	46.794		23.549	240	19.719	186
2	1:34.150	49.607		24.012	238	20.531	184	9	1:28.122	45.782		23.170	241	19.170	187
3	1:31.132	48.030		23.475	241	19.627	185	10	2:00.532	54.789		34.137	163	31.606	
4	1:52.011	52.912		29.182	152	29.917		11	10:38.602	9:55.810		23.483	237	19.309	186
5	3:43.174	2:59.598		23.577	239	19.999	186	12	1:27.735	45.506		23.155	240	19.074	187
6	1:28.965	45.975		23.634	239	19.356	187	13	1:27.539	45.438		23.153	241	18.948	188
7	1:30.025	46.741		23.560	240	19.724	187	14	1:41.432	49.468		24.660	231	27.304	

5 Sebastian Asch, GER/ Maximilian Götz, GER								theoretical besttime: 1:26.466							
1	3:19.794	2:26.978		27.635	193	25.181	178	7	1:26.932	44.883		23.031	242	19.018	191
2	1:37.392	52.353		24.474	239	20.565	185	8	1:26.660	45.073		22.877	242	18.710	190
3	1:38.367	48.779		24.018	240	25.570		9	1:26.555	44.897		22.952	243	18.706	191
4	9:34.341	8:50.196		24.193	239	19.952	188	10	1:26.786	45.028		22.940	242	18.818	191
5	1:29.366	46.479		23.462	240	19.425	189	11	1:33.818	46.250		23.080	243	24.488	
6	1:27.339	45.292		23.078	241	18.969	190								

6 Mario Farnbacher, GER/ Niclas Kentenich, GER								theoretical besttime: 1:27.236							
1	3:12.556	2:20.230		28.685	170	23.641	185	7	15:59.844	15:17.138		23.360	244	19.346	189
2	1:32.020	48.290		23.681	244	20.049	187	8	1:27.380	45.293		23.063	244	19.024	192
3	1:30.699	47.039		23.181	245	20.479	189	9	1:28.267	45.696		23.079	245	19.492	174
4	1:28.561	45.872		23.102	245	19.587	190	10	1:27.504	45.554		23.067	245	18.883	192
5	1:28.347	45.784		23.148	246	19.415	190	11	1:28.757	45.677		23.060	247	20.020	190
6	1:38.666	47.762		24.370	224	26.534		12	1:36.603	46.603		23.434	243	26.566	

7 Christiaan Frankenhou, NED/ Kenneth Heyer, GER								theoretical besttime: 1:27.003							
1	5:16.550	4:29.373		25.373	235	21.804	182	11	1:27.214	45.067		23.110	240	19.037	189
2	1:33.177	49.331		23.784	238	20.062	186	12	1:40.755	48.921		25.839	218	25.995	
3	1:30.086	46.752		23.611	238	19.723	187	13	8:19.501	7:35.268		23.753	238	20.480	188
4	1:29.506	46.212		23.333	240	19.961	187	14	1:27.673	45.225		23.348	239	19.100	187
5	1:29.165	46.075		23.394	240	19.696	186	15	1:27.317	45.135		23.251	239	18.931	189
6	1:36.167	46.231		23.509	239	26.427		16	1:27.267	44.965		23.286	240	19.016	188
7	4:02.544	3:18.090		23.771	201	20.683	187	17	1:27.379	45.138		23.313	240	18.928	189
8	1:28.292	45.822		23.242	238	19.228	187	18	1:27.155	45.012		23.204	239	18.939	188



ADAC GT Masters

Lap analysis Zeittraining 1

Provisional



Nürburgring, Length: 3618 m

Air temperature: 14.1°C

Track temperature: 16.7°C

Weather condition: Wet



Reg. Nr.: 229/2012

Friday 13.7.2012 12:45

**ADAC Masters
Weekend**

Lap	Time	SE1	SP1	SE2	SP2	SE3	SP3	Lap	Time	SE1	SP1	SE2	SP2	SE3	SP3
9	1:29.538	45.666		24.089	232	19.783	188	19	1:43.546	48.479		27.574	192	27.493	
10	1:27.595	45.270		23.164	240	19.161	188								

8 Dominik Baumann, AUT/ Hari Proczyk, AUT

theoretical besttime: 1:27.788

1	5:04.874	4:18.127	25.322	233	21.425	183		9	1:28.398	45.696		23.359	239	19.343	187
2	1:34.629	50.432	23.860	238	20.337	186		10	1:27.866	45.445		23.287	239	19.134	187
3	1:30.798	47.339	23.545	239	19.914	186		11	1:27.882	45.481		23.260	240	19.141	187
4	1:30.998	46.797	23.625	232	20.576	185		12	1:28.960	45.394		24.038	217	19.528	188
5	1:29.849	46.457	23.531	240	19.861	186		13	1:28.018	45.419		23.368	241	19.231	188
6	1:29.101	46.057	23.563	238	19.481	187		14	1:28.072	45.445		23.297	241	19.330	187
7	1:36.074	46.791	23.678	240	25.605			15	1:35.621	46.614		24.043	225	24.964	
8	7:37.476	6:54.484	23.585	239	19.407	187									

9 Andreas Simonsen, SWE/ Maximilian Buhk, GER

theoretical besttime: 1:27.755

1	5:35.232	4:47.487	25.823	227	21.922	182		10	1:37.233	50.663		25.781	169	20.789	188
2	1:33.027	49.205	23.996	238	19.826	185		11	1:28.398	45.860		23.334	238	19.204	187
3	1:30.043	46.841	23.605	238	19.597	186		12	1:28.074	45.562		23.415	239	19.097	189
4	1:29.272	46.444	23.310	239	19.518	187		13	1:27.999	45.467		23.339	239	19.193	189
5	1:29.354	46.233	23.381	240	19.740	185		14	1:28.022	45.348		23.508	239	19.166	189
6	1:31.081	46.276	24.112	213	20.693	186		15	1:28.074	45.430		23.516	239	19.128	188
7	1:30.593	46.897	23.815	239	19.881	186		16	1:29.109	45.784		23.550	240	19.775	189
8	1:36.710	47.595	23.948	239	25.167			17	1:27.927	45.393		23.425	239	19.109	188
9	5:32.044	4:47.967	23.632	235	20.445	187		18	1:33.018	45.550		23.346	238	24.122	

10 Lance David Arnold, GER/ Alexandros Margaritis, GRE

theoretical besttime: 1:27.280

1	6:26.853	5:37.535	27.708	210	21.610	182		9	1:27.825	45.456		23.332	238	19.037	187
2	1:33.186	48.363	24.460	229	20.363	182		10	1:27.379	45.179		23.237	239	18.963	187
3	1:30.852	47.500	23.687	238	19.665	184		11	1:32.681	46.674		26.828	229	19.179	186
4	1:28.986	46.155	23.521	239	19.310	185		12	1:27.732	45.514		23.334	239	18.884	186
5	1:28.792	45.862	23.666	240	19.264	186		13	1:48.366	52.995		27.452	157	27.919	
6	1:54.244	54.075	28.217	183	31.952			14	5:41.738	4:58.522		23.901	237	19.315	186
7	7:19.794	6:32.984	25.212	137	21.598	186		15	1:27.811	45.534		23.217	239	19.060	186
8	1:27.754	45.489	23.275	239	18.990	187		16	1:44.909	45.476		29.118	131	30.315	

11 David Mengesdorf, GER/ Raffael Bader, SUI

theoretical besttime: 1:28.109

1	3:29.857	2:32.188	29.278	168	28.391			7	1:28.987	45.870		23.683	236	19.434	187
2	1:55.390	1:08.448	26.606	222	20.336	184		8	1:38.840	49.038		28.103	184	21.699	187
3	1:31.167	47.666	23.546	237	19.955	188		9	1:34.632	46.928		27.851	213	19.853	188
4	1:31.259	48.056	23.485	237	19.718	185		10	1:28.316	45.806		23.377	240	19.133	189
5	1:29.178	46.421	23.289	237	19.468	187		11	1:42.382	52.841		23.842	228	25.699	
6	1:28.544	45.978	23.170	240	19.396	187									

12 Oleg Petrishin, RUS/ Korbinian Baier, GER

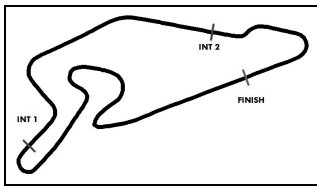
theoretical besttime: 1:33.993

1	3:40.455	2:36.734	29.595	199	34.126			7	1:38.444	50.090		26.417	214	21.937	182
2	2:37.645	1:46.397	26.967	213	24.281	175		8	1:38.045	51.305		25.223	222	21.517	183
3	1:42.138	52.676	26.458	219	23.004	174		9	1:35.193	49.583		24.757	231	20.853	183
4	1:41.132	51.821	26.201	221	23.110	178		10	1:34.557	48.383		25.281	219	20.893	182
5	1:38.160	50.010	25.727	221	22.423	183		11	1:46.253	49.619		25.115	231	31.519	
6	1:37.738	50.294	25.962	220	21.482	181									

14 Christian Ott, GER/ Philipp Eng, AUT

theoretical besttime: 1:28.729

1	3:24.722	2:25.930	29.330	131	29.462	179		7	1:30.405	46.604		23.909	243	19.892	191
2	1:35.497	50.447	24.202	242	20.848	185		8	1:29.303	45.966		23.458	243	19.879	191
3	1:32.120	48.135	23.816	243	20.169	190		9	1:29.420	46.150		23.563	241	19.707	191
4	1:31.130	47.266	23.747	243	20.117	192		10	1:38.105	47.489		28.633	157	21.983	191
5	1:39.606	48.025	23.823	242	27.758			11	1:28.729	45.842		23.386	243	19.501	191
6	4:15.254	3:30.007	24.394	237	20.853	190		12	1:41.560	48.227		23.709	241	29.624	



ADAC GT Masters

Lap analysis Zeittraining 1

Provisional



Nürburgring, Length: 3618 m

Air temperature: 14.1°C

Track temperature: 16.7°C

Weather condition: Wet



Reg. Nr.: 229/2012

Friday 13.7.2012 12:45

**ADAC Masters
Weekend**

Lap	Time	SE1	SP1	SE2	SP2	SE3	SP3	Lap	Time	SE1	SP1	SE2	SP2	SE3	SP3
15 Swen Dolenc, GER/ Martin Ragginger, AUT								theoretical besttime: 1:27.482							
1	2:59.953	2:03.470		32.798	190	23.685	177	7	1:28.496	46.027		23.201	246	19.268	191
2	1:37.947	48.504		28.406	228	21.037	186	8	1:27.590	45.251		23.118	244	19.221	192
3	1:29.773	46.919		23.351	245	19.503	190	9	1:30.327	45.363		25.298	201	19.666	192
4	1:29.306	46.362		23.311	244	19.633	189	10	1:27.585	45.143		23.130	246	19.312	193
5	1:45.907	48.745		27.341	167	29.821		11	1:46.273	51.111		26.799	158	28.363	
6	18:51.707	18:07.792		24.246	244	19.669	193								

16 Andrina Gugger, SUI/ Otto Klohs, GER								theoretical besttime: 1:29.512							
1	3:22.682	2:05.981		40.678	97	36.023		8	1:29.882	46.589		23.506	245	19.787	192
2	5:30.982	4:44.176		25.439	228	21.367	186	9	1:35.670	46.731		23.675	244	25.264	
3	1:34.430	49.376		24.559	236	20.495	189	10	13:03.117	12:19.166		23.978	243	19.973	191
4	1:46.772	1:01.671		24.612	234	20.489	191	11	1:30.557	47.116		23.650	245	19.791	190
5	1:31.544	47.581		23.842	245	20.121	191	12	1:29.512	46.475		23.423	245	19.614	193
6	1:30.985	47.085		23.858	244	20.042	192	13	1:51.763	1:01.723		24.163	241	25.877	
7	1:30.973	47.024		24.067	245	19.882	192								

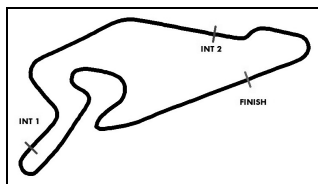
17 Remo Lips, SUI/ Frank Schmickler, GER								theoretical besttime: 1:28.682							
1	9:48.772	8:57.906		26.781	216	24.085	177	7	1:29.315	46.057		23.512	241	19.746	186
2	1:38.578	52.552		24.600	238	21.426	181	8	1:28.820	46.080		23.360	242	19.380	190
3	1:33.353	49.101		24.163	240	20.089	185	9	1:28.893	46.268		23.266	243	19.359	188
4	1:33.366	48.411		24.472	233	20.483	184	10	1:29.281	46.069		23.439	242	19.773	187
5	1:31.273	47.391		23.899	242	19.983	187	11	1:37.805	46.246		25.559	189	26.000	
6	1:29.742	46.679		23.414	241	19.649	188								

18 Toni Seiler, SUI/ Frank Kechele, GER								theoretical besttime: 1:27.645							
1	12:06.850	11:15.920		28.186	220	22.744	182	8	1:27.994	45.529		23.203	243	19.262	189
2	1:39.133	51.740		25.258	229	22.135	181	9	1:42.122	48.232		23.741	241	30.149	
3	1:35.556	50.472		24.192	240	20.892	188	10	5:08.894	4:19.537		28.180	192	21.177	191
4	1:30.434	46.887		23.605	241	19.942	190	11	1:29.511	45.462		23.480	241	20.569	177
5	1:28.833	46.137		23.335	242	19.361	190	12	1:36.644	52.925		23.886	241	19.833	190
6	1:27.977	45.239		23.362	243	19.376	189	13	1:49.193	51.090		27.676	196	30.427	
7	1:27.851	45.274		23.374	243	19.203	189								

19 Abdulaziz Al Faisal, KSA/ Mirko Bortolotti, ITA								theoretical besttime: 1:27.586							
1	15:13.857	14:23.295		27.408	223	23.154	177	8	7:40.300	6:56.970		23.693	234	19.637	184
2	1:36.757	50.145		25.550	234	21.062	181	9	1:28.706	45.729		23.443	234	19.534	185
3	1:31.769	47.746		24.094	232	19.929	182	10	1:33.731	46.057		23.493	234	24.181	
4	1:33.330	46.920		25.840	221	20.570	184	11	3:11.972	2:29.169		23.530	235	19.273	183
5	1:28.221	45.693		23.157	237	19.371	185	12	1:28.695	45.607		23.572	235	19.516	181
6	1:27.715	45.201		23.112	235	19.402	184	13	1:38.116	45.815		25.437	200	26.864	
7	1:36.207	45.239		23.218	235	27.750									

20 Claudia Hürtgen, GER/ Dominik Schwager, GER								theoretical besttime: 1:26.922							
1	3:23.258	2:28.049		31.435	193	23.774	176	7	10:19.775	9:37.207		23.355	239	19.213	186
2	1:34.621	50.090		23.919	237	20.612	178	8	1:27.016	44.974		23.035	240	19.007	187
3	1:31.070	47.789		23.734	236	19.547	183	9	1:27.520	44.880		23.124	240	19.516	186
4	1:30.398	46.558		23.835	237	20.005	184	10	1:28.745	45.311		23.965	240	19.469	188
5	1:29.450	46.597		23.384	238	19.469	184	11	1:27.157	44.938		23.166	240	19.053	187
6	1:38.877	48.065		24.966	233	25.846		12	1:33.233	44.928		23.152	240	25.153	

21 Edward Sandström, SWE/ Christopher Mies, GER								theoretical besttime: 1:27.377							
1	13:32.822	12:43.720		27.453	221	21.649	180	6	1:27.896	45.353		23.368	235	19.175	185
2	1:34.769	49.573		24.731	231	20.465	183	7	1:28.729	45.478		23.277	237	19.974	182
3	1:31.303	47.616		23.988	233	19.699	183	8	1:28.232	45.726		23.335	236	19.171	185
4	1:28.972	46.096		23.669	233	19.207	183	9	1:28.669	46.278		23.343	236	19.048	187
5	1:27.512	45.488		23.244	235	18.780	186	10	1:35.939	45.631		23.711	235	26.597	



ADAC GT Masters

Lap analysis Zeittraining 1

Provisional



Nürburgring, Length: 3618 m

Air temperature: 14.1°C

Track temperature: 16.7°C

Weather condition: Wet

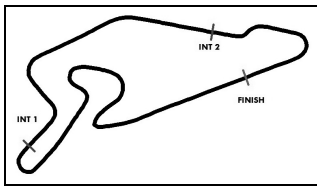


Reg. Nr.: 229/2012

Friday 13.7.2012 12:45

**ADAC Masters
Weekend**

Lap	Time	SE1	SP1	SE2	SP2	SE3	SP3	Lap	Time	SE1	SP1	SE2	SP2	SE3	SP3
22 Christian Abt, GER/ Luca Ludwig, GER								theoretical besttime: 1:27.553							
1	2:51.262	1:52.538		27.043	212	31.681		9	1:27.799	45.412		23.260	234	19.127	183
2	5:46.361	4:59.900		24.933	230	21.528	176	10	1:28.200	45.332		23.579	233	19.289	184
3	1:35.482	50.372		24.880	233	20.230	181	11	1:27.834	45.444		23.429	235	18.961	184
4	1:29.566	46.363		23.654	234	19.549	183	12	1:35.178	46.350		24.027	234	24.801	
5	1:29.565	46.231		23.608	235	19.726	175	13	5:02.419	4:18.844		23.612	233	19.963	184
6	1:43.842	48.710		24.485	230	30.647		14	1:28.193	45.615		23.279	234	19.299	182
7	7:52.317	7:08.961		23.811	232	19.545	185	15	1:42.190	49.323		25.861	194	27.006	
8	1:28.324	45.392		23.403	235	19.529	183								
23 Martin Matzke, CZE/ Fredrik Lestrup, SWE								theoretical besttime: 1:27.726							
1	2:09.037	1:13.810		32.600	190	22.627	178	7	1:37.429	48.049		23.686	237	25.694	
2	1:35.110	50.297		24.365	233	20.448	181	8	3:16.573	2:30.325		25.625	225	20.623	183
3	1:33.583	48.660		23.675	236	21.248	181	9	1:30.088	46.644		23.724	237	19.720	184
4	1:30.893	47.771		23.467	236	19.655	183	10	1:28.367	45.836		23.275	237	19.256	186
5	1:29.470	46.558		23.289	236	19.623	183	11	1:27.756	45.538		23.190	237	19.028	185
6	1:29.841	46.320		23.160	238	20.361	183	12	1:34.266	46.648		23.481	236	24.137	
25 Georg Engelhardt, GER/ Marco Seefried, GER								theoretical besttime: 1:29.404							
1	8:50.106	7:49.515		29.717	178	30.874	177	7	12:11.487	11:27.317		24.070	235	20.100	190
2	1:33.717	48.959		24.186	241	20.572	186	8	1:29.699	46.213		23.778	238	19.708	188
3	1:32.338	47.011		25.015	220	20.312	185	9	1:29.591	46.233		23.608	238	19.750	189
4	1:31.864	47.026		24.437	237	20.401	186	10	1:29.788	46.584		23.621	239	19.583	189
5	1:31.891	47.654		24.077	241	20.160	185	11	1:42.276	49.458		25.068	228	27.750	
6	2:00.773	1:07.767		25.636	237	27.370									
26 Rene Bourdeaux, GER/ Alfred Renauer, GER								theoretical besttime: 1:29.519							
1	7:41.542	6:46.328		32.142	149	23.072	182	6	1:31.893	47.015		24.263	227	20.615	189
2	1:36.785	51.110		24.367	239	21.308	188	7	1:29.653	46.295		23.450	244	19.908	190
3	1:32.086	48.004		23.622	244	20.460	189	8	1:29.519	46.197		23.426	243	19.896	187
4	1:31.746	47.135		23.944	241	20.667	188	9	1:47.990	51.118		25.597	211	31.275	
5	1:40.567	49.224		26.639	146	24.704	188								
27 Andreas Wirth, GER/ Heinz-Harald Frentzen, GER								theoretical besttime: 1:26.975							
1	15:10.137	14:20.610		27.088	224	22.439	186	9	1:27.413	45.172		23.026	243	19.215	188
2	1:35.854	49.571		24.125	243	22.158	188	10	1:27.719	45.215		23.062	244	19.442	181
3	1:30.187	46.841		23.570	239	19.776	186	11	1:36.990	47.665		24.123	238	25.202	
4	1:28.581	45.691		23.143	242	19.747	141	12	4:09.447	3:26.248		23.330	242	19.869	193
5	1:36.433	51.455		24.975	226	20.003	187	13	1:28.831	45.442		23.210	239	20.179	195
6	1:27.970	45.450		22.879	243	19.641	184	14	1:27.362	45.268		23.170	242	18.924	188
7	1:32.348	46.487		25.535	218	20.326	188	15	1:27.819	45.179		23.018	244	19.622	175
8	1:27.560	45.415		23.056	243	19.089	194	16		45.583					
28 Diego Alessi, ITA/ Daniel Keilwitz, GER								theoretical besttime: 1:26.677							
1	8:43.350	7:38.875		28.709	144	35.766		10	1:27.467	45.298		23.135	242	19.034	190
2	2:46.957	2:00.516		25.258	239	21.183	181	11	1:27.082	44.941		22.979	243	19.162	188
3	1:31.685	47.839		24.166	241	19.680	186	12	1:38.678	50.335		24.273	241	24.070	
4	1:30.478	46.717		23.937	243	19.824	186	13	3:31.994	2:48.489		23.746	240	19.759	190
5	1:31.718	46.777		24.877	229	20.064	186	14	1:27.204	45.203		23.102	243	18.899	189
6	1:42.643	53.306		27.103	177	22.234	188	15	1:27.086	45.188		23.141	242	18.757	190
7	1:28.643	45.986		23.557	240	19.100	188	16	1:28.747	44.997		23.714	239	20.036	189
8	1:27.563	45.282		22.990	243	19.291	186	17	1:38.468	45.001		23.938	224	29.529	
9	1:38.137	46.574		28.558	185	23.005	190								
29 Robert Renauer, GER/ Nicki Thiim, DEN								theoretical besttime: 1:30.097							
1	3:08.304	2:17.441		28.095	215	22.768	182	5	1:40.181	55.969		24.254	242	19.958	189
2	1:35.407	50.425		24.346	238	20.636	186	6	1:30.331	47.023		23.517	243	19.791	187
3	1:32.841	48.836		23.947	240	20.058	188	7	1:39.672	47.292		24.369	225	28.011	
4	1:30.567	47.354		23.656	242	19.557	189								



ADAC GT Masters

Lap analysis Zeittraining 1

Provisional



Nürburgring, Length: 3618 m

Air temperature: 14.1°C

Track temperature: 16.7°C

Weather condition: Wet



Reg. Nr.: 229/2012

Friday 13.7.2012 12:45

**ADAC Masters
Weekend**

Lap	Time	SE1	SP1	SE2	SP2	SE3	SP3	Lap	Time	SE1	SP1	SE2	SP2	SE3	SP3
31 Michael Schulze, GER/ Tobias Schulze, GER								theoretical besttime: 1:28.341							
1	2:34.465	1:39.638		27.821	129	27.006	170	7	18:11.931	17:27.888		24.259	236	19.784	185
2	1:34.976	50.478		24.143	238	20.355	182	8	1:29.370	46.139		23.555	238	19.676	184
3	1:31.753	47.937		23.696	239	20.120	182	9	1:28.519	45.810		23.547	239	19.162	186
4	1:30.247	47.099		23.526	240	19.622	184	10	1:28.751	46.042		23.369	238	19.340	184
5	1:30.273	46.316		23.609	239	20.348	184	11	1:28.916	45.872		23.524	241	19.520	187
6	1:41.763	49.586		25.674	213	26.503		12	1:40.632	48.788		25.805	205	26.039	

33 Kristian Poulsen, DEN/ Christoffer Nygaard, DEN								theoretical besttime: 1:27.185							
1	2:31.539	1:38.703		27.104	168	25.732	179	9	7:52.551	7:09.982		23.410	234	19.159	185
2	1:34.190	49.488		23.902	234	20.800	181	10	1:27.404	45.016		23.074	236	19.314	184
3	1:30.914	47.798		23.535	236	19.581	184	11	1:27.507	45.245		23.150	237	19.112	185
4	1:29.341	46.585		23.360	233	19.396	183	12	1:27.775	45.208		23.203	237	19.364	185
5	1:34.507	49.977		24.528	234	20.002	185	13	1:36.558	49.287		27.565	218	19.706	185
6	1:28.576	46.023		23.057	238	19.496	184	14	1:35.339	47.450		28.476	216	19.413	184
7	1:28.222	45.616		23.116	239	19.490	183	15	1:27.851	45.257		23.291	239	19.303	184
8	1:38.929	49.923		23.943	236	25.063		16	1:45.844	49.820		25.779	187	30.245	

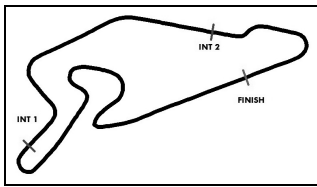
34 Max Sandritter, GER/ Christian Bracke, GER								theoretical besttime: 1:30.230							
1	3:18.201	2:19.761		31.195	141	27.245	160	7	1:39.104	51.713		27.008	246	20.383	193
2	1:45.957	58.465		25.427	233	22.065	189	8	1:31.615	47.488		23.850	249	20.277	193
3	1:33.953	49.622		23.487	248	20.844	190	9	2:11.305	1:16.496		26.775	214	28.034	
4	1:31.449	47.635		23.432	248	20.382	192	10	12:55.436	12:10.885		23.953	246	20.598	193
5	1:30.599	46.869		23.441	249	20.289	191	11	1:41.793	48.171		25.650	180	27.972	
6	1:30.462	47.101		23.278	248	20.083	193								

35 Achim Winter, GER/ Charlie Geipel, GER								theoretical besttime: 1:32.372							
1	3:38.635	2:40.497		34.910	218	23.228	180	6	1:33.970	49.159		23.970	243	20.841	186
2	1:39.692	52.098		24.874	236	22.720	185	7	1:33.938	49.108		24.307	242	20.523	189
3	1:37.836	50.834		24.632	238	22.370	188	8	1:33.548	48.580		24.411	244	20.557	191
4	1:33.886	49.163		24.011	242	20.712	188	9	1:33.084	48.685		24.080	243	20.319	190
5	1:33.358	48.083		24.419	241	20.856	188	10	1:45.401	51.535		27.051	221	26.815	

36 Christian Engelhart, GER/ Sean Edwards, GBR								theoretical besttime: 1:26.922							
1	5:40.116	4:54.797		25.205	236	20.114	184	7	1:28.023	45.576		23.068	239	19.379	187
2	1:35.311	49.498		25.912	222	19.901	186	8	1:32.662	45.351		25.704	187	21.607	190
3	1:30.179	46.766		23.806	238	19.607	187	9	1:27.314	45.046		23.288	240	18.980	188
4	1:29.249	46.321		23.453	240	19.475	186	10	1:27.173	45.033		23.044	243	19.096	187
5	1:38.949	47.130		24.240	237	27.579		11	1:35.487	44.898		27.555	144	23.034	189
6	5:10.106	4:26.677		23.448	240	19.981	189	12	1:38.174	45.233		23.875	239	29.066	

37 Sascha Bert, GER/ Christopher Brück, GER								theoretical besttime: 1:27.560							
1	5:48.218	4:58.255		27.909	157	22.054	182	10	1:27.858	45.507		23.266	241	19.085	190
2	1:30.911	47.675		23.565	241	19.671	186	11	1:41.225	47.737		27.434	168	26.054	189
3	1:30.105	46.918		23.389	242	19.798	186	12	1:28.232	45.929		23.253	242	19.050	190
4	1:29.655	46.540		23.315	240	19.800	184	13	1:35.307	48.039		25.132	182	22.136	189
5	1:29.107	46.207		23.399	241	19.501	189	14	1:36.828	47.223		23.834	237	25.771	
6	1:56.400	46.473		41.490	220	28.437		15	3:16.619	2:29.691		27.382	228	19.546	190
7	8:06.718	7:22.382		24.401	226	19.935	189	16	1:27.883	45.602		23.349	240	18.932	190
8	1:28.440	46.163		23.210	240	19.067	189	17	1:27.893	45.500		23.273	240	19.120	189
9	1:27.563	45.503		23.133	240	18.927	190	18	1:43.521	48.573		24.982	215	29.966	

38 Jesse Krohn, FIN/ Nicolas Verdonck, BEL								theoretical besttime: 1:28.022							
1	1:55.948	1:10.010		25.387	233	20.551	182	12	1:36.345	46.659		24.304	232	25.382	
2	1:35.379	50.703		24.357	235	20.319	182	13	6:08.796	5:16.587		30.632	191	21.577	178
3	1:40.942	50.241		24.878	234	25.823		14	1:31.837	48.324		23.973	236	19.540	185
4	4:10.586	3:26.290		24.349	231	19.947	181	15	1:28.947	46.107		23.590	237	19.250	185
5	1:30.649	47.291		23.751	236	19.607	183	16	1:29.171	46.343		23.516	237	19.312	183
6	1:29.179	46.293		23.664	239	19.222	185	17	1:32.716	48.212		25.125	236	19.379	185
7	1:31.948	47.969		24.474	234	19.505	183	18	1:28.734	46.048		23.530	236	19.156	186
8	1:30.435	46.542		24.431	235	19.462	184	19	1:28.717	45.692		23.339	238	19.686	171



ADAC GT Masters

Lap analysis Zeittraining 1

Provisional



Nürburgring, Length: 3618 m

Air temperature: 14.1°C

Track temperature: 16.7°C

Weather condition: Wet



Reg. Nr.: 229/2012

Friday 13.7.2012 12:45



Lap	Time	SE1	SP1	SE2	SP2	SE3	SP3	Lap	Time	SE1	SP1	SE2	SP2	SE3	SP3
9	1:28.955	46.104		23.335	239	19.516	184	20	1:28.687	46.107		23.447	238	19.133	186
10	1:28.818	45.989		23.649	237	19.180	185	21	1:28.403	45.554		23.523	240	19.326	186
11	1:43.836	45.742		36.483	212	21.611	182	22	1:41.400	45.903		27.404	183	28.093	

40 Rene Rast, GER/ Christian Mamerow, GER

theoretical besttime: 1:26.872

1	11:53.524	11:07.157		25.286	233	21.081	179	8	1:26.872	44.931		22.966	238	18.975	186
2	1:32.699	48.500		24.290	235	19.909	184	9	1:34.494	46.180		23.937	235	24.377	
3	1:30.934	47.107		23.779	237	20.048	185	10	6:12.583	5:28.713		23.450	236	20.420	187
4	1:28.657	45.855		23.238	237	19.564	184	11	1:27.834	45.181		23.427	237	19.226	186
5	1:27.882	45.528		23.173	236	19.181	186	12	1:27.785	45.164		23.382	237	19.239	188
6	1:27.296	44.976		23.214	237	19.106	184	13	1:34.142	45.574		23.432	237	25.136	
7	1:27.269	45.025		23.143	238	19.101	187								

41 Simon Knap, NED/ Jeroen den Boer, NED

theoretical besttime: 1:27.205

1	2:50.580	1:58.163		28.432	161	23.985	171	11	1:27.675	45.398		23.237	236	19.040	186
2	1:35.001	50.659		24.139	235	20.203	181	12	1:27.603	45.290		23.300	237	19.013	187
3	1:30.745	47.760		23.459	234	19.526	182	13	1:28.401	45.981		23.251	237	19.169	186
4	1:29.446	46.503		23.457	235	19.486	183	14	1:27.800	45.172		23.327	236	19.301	186
5	1:28.889	46.201		23.230	236	19.458	184	15	1:27.594	45.336		23.225	236	19.033	187
6	1:29.020	46.136		23.079	237	19.805	183	16	1:27.517	45.309		23.114	237	19.094	186
7	1:34.639	49.605		24.967	234	20.067	185	17	1:27.603	45.326		23.155	237	19.122	185
8	1:39.522	46.328		24.527	233	28.667		18	1:27.420	45.180		23.286	236	18.954	186
9	11:27.590	10:44.262		23.623	234	19.705	185	19	1:37.594	45.593		23.370	237	28.631	
10	1:28.250	45.683		23.228	236	19.339	185								

42 Maximilian Mayer, GER/ Jan Seyffarth, GER

theoretical besttime: 1:27.381

1	1:57.713	1:08.592		27.618	223	21.503	180	8	13:14.999	12:28.802		26.550	221	19.647	186
2	1:36.301	50.397		25.015	230	20.889	184	9	1:28.198	45.741		23.412	237	19.045	186
3	1:40.498	49.256		23.977	236	27.265		10	1:28.086	45.673		23.402	237	19.011	186
4	4:33.055	3:48.065		24.239	230	20.751	184	11	1:58.369	1:12.449		26.070	190	19.850	186
5	1:30.568	46.958		23.469	238	20.141	185	12	1:27.522	45.281		23.199	237	19.042	187
6	1:29.140	46.050		23.543	237	19.547	185	13	1:27.604	45.171		23.213	237	19.220	186
7	1:37.836	46.487		24.112	234	27.237		14	1:39.039	48.248		23.562	237	27.229	

43 Daniel Bohr, LUX/ Gottfried Grasser, AUT

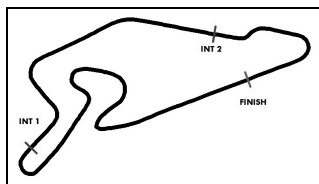
theoretical besttime: 1:29.791

1	5:17.545	4:24.434		30.221	189	22.890	182	8	7:21.361	6:34.916		26.522	216	19.923	189
2	1:40.187	52.746		26.773	230	20.668	183	9	1:30.247	46.354		23.690	239	20.203	181
3	1:33.491	48.636		24.294	238	20.561	184	10	1:40.729	47.867		24.681	205	28.181	
4	1:32.616	47.318		24.351	240	20.947	184	11	3:06.097	2:21.709		24.295	239	20.093	189
5	1:30.935	47.392		23.698	240	19.845	187	12	1:29.813	46.376		23.679	240	19.758	185
6	1:30.679	46.837		24.010	239	19.832	188	13	1:31.100	46.386		24.043	242	20.671	179
7	1:46.847	47.557		27.860	188	31.430		14	1:51.840	52.972		25.090	234	33.778	

44 Jan Stovicek, CZE/ Erik Janis, CZE

theoretical besttime: 1:30.075

1	2:05.826							12	1:30.617	46.202		24.040	237	20.375	186
2	2:21.057	1:14.614		33.581	176	32.862		13	1:31.468	46.156		24.295	237	21.017	181
3	5:26.585	4:26.740		33.947	128	25.898	178	14	1:40.309	48.703		24.443	237	27.163	
4	1:40.111	52.036		26.045	226	22.030	183	15	6:07.446	5:14.943		31.092	158	21.411	185
5	1:36.480	49.680		25.365	236	21.435	185	16	1:31.877	46.775		24.893	236	20.209	187
6	1:34.303	48.566		24.593	240	21.144	185	17	1:30.439	46.192		23.883	238	20.364	186
7	1:35.376	50.014		24.358	239	21.004	186	18	1:30.668	46.323		24.090	237	20.255	187
8	1:32.753	47.550		24.401	238	20.802	186	19	1:31.286	46.777		24.235	238	20.274	186
9	1:32.544	47.922		24.157	238	20.465	186	20	1:31.264	46.841		24.387	237	20.036	187
10	1:32.416	47.771		24.269	237	20.376	187	21		47.016		27.745	179		
11	1:31.067	46.502		24.115	237	20.450	187								



ADAC GT Masters

Start Grid Rennen 1



Provisional

Nürburgring, Length: 3618 m

Air temperature: 14.4°C

Track temperature: 16.8°C

Weather condition: Dry



Reg. Nr.: 229/2012

Saturday 14.7.2012 12:30

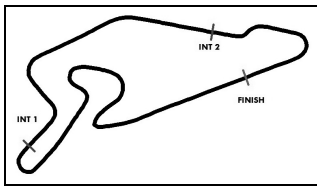
**ADAC Masters
Weekend**

40 MAMEROW Racing Rene Rast/ Christian Mamerow	1:26.872
28 Callaway Competition Diego Alessi/ Daniel Keilwitz	1:27.082
36 Team Geyer&Weinig EDV Schütz I Christian Engelhart/ Sean Edwards	1:27.173
27 Callaway Competition Andreas Wirth/ Heinz-Harald Frentzen	1:27.362
6 Farnbacher ESET Racing Mario Farnbacher/ Niclas Kentenich	1:27.380
41 DB Motorsport Simon Knap/ Jeroen den Boer	1:27.420
42 SMS Seyffarth Motorsport Maximilian Mayer/ Jan Seyffarth	1:27.522
37 Gemballa Racing Sascha Bert/ Christopher Brück	1:27.563
19 Schubert Motorsport Abdulaziz Al Faisal/ Mirko Bortolotti	1:27.715
23 WestCoastRacing Martin Matzke/ Fredrik Lestrup	1:27.756
18 Callaway Competition Toni Seiler/ Frank Kechele	1:27.851
9 HEICO Junior Team Andreas Simonsen/ Maximilian Buhk	1:27.927
38 Lambda Performance Jesse Krohn/ Nicolas Verdonck	1:28.403
14 MRS GT-Racing Christian Ott/ Philipp Eng	1:28.729
3 InternetX - Reiter Engineering Albert von Thurn und Taxis/ Stefan Rosina	1:28.871
26 Team GT 3 Kasko Rene Bourdeaux/ Alfred Renauer	1:29.519
43 GRT Grasser Racing Team Daniel Bohr/ Gottfried Grasser	1:29.813
44 HEICO-GRAVITY CHAROUZ TEAM Jan Stovicek/ Erik Janis	1:30.439
35 YACO Racing powered by Jochen Achim Winter/ Charlie Geipel	1:33.084

1
2
3
4
5
6
7
8
9
10
11
12
13
14
15
16
17
18
19

POLE POSITION

5 kfzteile24 MS RACING Team Sebastian Asch/ Maximilian Götz	1:26.555
20 Schubert Motorsport Claudia Hürtgen/ Dominik Schwager	1:27.016
7 Heico Motorsport Christiaan Frankenhout/ Kenneth Heyer	1:27.155
1 ALPINA Dino Lunardi/ Maxime Martin	1:27.209
10 Schöner Wohnen Polarweiss Team Lance David Arnold/ Alexandros Margaritis	1:27.379
33 Young Driver AMR Kristian Poulsen/ Christoffer Nygaard	1:27.404
21 Prosperia uhc speed Edward Sandström/ Christopher Mies	1:27.512
4 kfzteile24 MS RACING Team Florian Stoll/ Daniel Dobitsch	1:27.539
15 FACH AUTO TECH Swen Dolenc/ Martin Ragginger	1:27.585
2 Liqui Moly Team Engstler Florian Spengler/ Johannes Leidinger	1:27.738
22 Prosperia uhc speed Christian Abt/ Luca Ludwig	1:27.799
8 Heico Motorsport Dominik Baumann/ Hari Proczyk	1:27.866
11 Team rhino's Leipert Motorsport David Mengesdorf/ Raffael Bader	1:28.316
31 Schulze Motorsport Michael Schulze/ Tobias Schulze	1:28.519
17 Callaway Competition Remo Lips/ Frank Schmickler	1:28.820
16 FACH AUTO TECH Andrina Gugger/ Otto Klohs	1:29.512
25 Team GT 3 Kasko Georg Engelhardt/ Marco Seefried	1:29.591
29 FROGREEN CO2 neutral Robert Renauer/ Nicki Thiim	1:30.331
34 YACO Racing powered by Jochen Max Sandritter/ Christian Bracke	1:30.462



ADAC GT Masters

Start Grid Rennen 1

Provisional



Nürburgring, Length: 3618 m

Air temperature: 14.4°C

Track temperature: 16.8°C

Weather condition: Dry



Reg. Nr.: 229/2012

Saturday 14.7.2012 12:30

**ADAC Masters
Weekend**

32 Young Driver AMR
Ferdinand Stuck/ Johannes Stuck

20

12 Team rhino's Leipert Motorsport 1:34.557
Oleg Petrishin/ Korbinian Baier

Publications Time:

Race Director:

Time Keeping: