

ADAC Formel Masters

Result List - 2Lines - Class Rank Freies Training



Provisional

Nürburgring, Length: 3618 m
Air temperature: 13.2°C
Track temperature: 14.3°C
Weather condition: Wet

DMSB Reg. Nr.: 230/2012
Deutscher Motor Sport Bund e.V.

Friday 13.7.2012 11:25

**ADAC Masters
Weekend**

started : 18 classified : 18 not classified : 0

Competitor Drivers	Sponsor Car	Lap	Best Time	Gap	Diff	Kph	Day Time
1 15 Neuhauser Racing T.Jäger(AUT)	Formel ADAC powered by Volkswagen	14	1:42.495			127,1	11:50:55
2 12 Mücke-Motorsport J.Kremer(GER)	Formel ADAC powered by Volkswagen	12	1:43.421	0.926	0.926	125,9	11:50:50
3 21 G&J /Schiller Motorsport A.Picariello(BEL)	Formel ADAC powered by Volkswagen	12	1:44.256	1.761	0.835	124,9	11:49:36
4 3 Lotus M.Kirchhöfer(GER)	Formel ADAC powered by Volkswagen	6	1:44.583	2.088	0.327	124,5	11:35:55
5 6 Lotus I.Dontje(NED)	Formel ADAC powered by Volkswagen	13	1:44.607	2.112	0.024	124,5	11:51:27
6 8 Mücke-Motorsport R.Nissany(ISR)	Formel ADAC powered by Volkswagen	12	1:44.644	2.149	0.037	124,5	11:50:53
7 14 Neuhauser Racing G.Malja(SWE)	Formel ADAC powered by Volkswagen	14	1:44.676	2.181	0.032	124,4	11:50:37
8 19 G&J /Schiller Motorsport S.Balthasar(GER)	Formel ADAC powered by Volkswagen	13	1:44.809	2.314	0.133	124,3	11:50:30
9 5 Lotus B.Visser(NED)	Formel ADAC powered by Volkswagen	13	1:44.902	2.407	0.093	124,2	11:50:15
10 10 Mücke-Motorsport L.Caspari(GER)	Formel ADAC powered by Volkswagen	12	1:44.996	2.501	0.094	124,1	11:50:11
11 7 Lotus J.Schmidt(SUI)	Formel ADAC powered by Volkswagen	12	1:45.251	2.756	0.255	123,7	11:49:10
12 9 Mücke-Motorsport F.Herzog(GER)	Formel ADAC powered by Volkswagen	9	1:45.632	3.137	0.381	123,3	11:41:51
13 4 Lotus H.Vier(GER)	Formel ADAC powered by Volkswagen	11	1:45.813	3.318	0.181	123,1	11:48:20
14 23 HS Engineering N.Beer(DEN)	Formel ADAC powered by Volkswagen	13	1:45.835	3.340	0.022	123,1	11:49:35
15 2 Lotus K.Dalewski(POL)	Formel ADAC powered by Volkswagen	12	1:45.919	3.424	0.084	123,0	11:50:27
16 11 ADAC Berlin-Brandenburg e.V. H.Grapp(GER)	Formel ADAC powered by Volkswagen	9	1:47.777	5.282	1.858	120,8	11:42:18
17 17 Team KUG Motorsport N.Pohler(GER)	Formel ADAC powered by Volkswagen	10	1:48.168	5.673	0.391	120,4	11:51:26
18 20 HS Engineering F.Wieland(GER)	Formel ADAC powered by Volkswagen	13	1:49.420	6.925	1.252	119,0	11:51:40

Drop of 5 grid positions(Race 1) for cars no. 23, 5, 10, 9 - best sector time under yellow flag

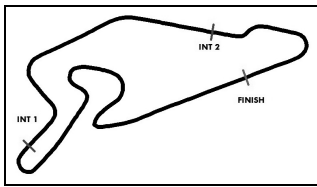
Drop of 10 grid positions(Race 1) for cars no. 20 - best sector time under yellow flag

Subject to final scrutineering!

Publications Time:

Race Director:

Time Keeping:



ADAC Formel Masters

Lap analysis Freies Training



Provisional

Nürburgring, Length: 3618 m

Air temperature: 13.2°C

Track temperature: 14.3°C

Weather condition: Wet



Reg. Nr.: 230/2012

Friday 13.7.2012 11:25

**ADAC Masters
Weekend**

Lap	Time	SE1	SP1	SE2	SP2	SE3	SP3	TSP	Lap	Time	SE1	SP1	SE2	SP2	SE3	SP3	TSP
2 Kuba Dalewski, POL/ ,									theoretical besttime: 1:45.706								
1	2:08.433	1:13.745		29.929	148	24.759	152		8	1:47.830	56.026		28.647	196	23.157	158	
2	1:50.254	58.046		28.736	194	23.472	157		9	1:55.338	56.345		29.057	196	29.936		
3	1:47.808	56.076		28.453	196	23.279	158		10	5:16.275	4:24.658		28.498	195	23.119	157	
4	1:47.209	55.568		28.356	197	23.285	159		11	1:46.346	55.301		28.271	197	22.774	159	
5	1:47.278	55.679		28.303	196	23.296	158		12	1:45.919	55.514		27.942	197	22.463	160	
6	1:46.985	55.465		28.303	197	23.217	159		13	1:44.816	54.304		28.070	197	22.442	160	
7	1:47.995	55.667		28.741	196	23.587	158		14		1:00.583		33.008	157			

Lap	Time	SE1	SP1	SE2	SP2	SE3	SP3	TSP	Lap	Time	SE1	SP1	SE2	SP2	SE3	SP3	TSP
3 Marvin Kirchhöfer, GER/ ,									theoretical besttime: 1:43.775								
1	2:04.981	1:09.573		30.830	163	24.578	145		8	1:54.271	54.777		29.584	187	29.910		
2	1:49.730	57.557		28.644	193	23.529	158		9	5:10.353	4:17.426		29.578	190	23.349	157	
3	1:45.994	54.740		28.214	193	23.040	158		10	1:47.236	56.483		28.160	197	22.593	158	
4	1:45.739	54.474		27.816	197	23.449	158		11	1:45.366	54.679		27.956	198	22.731	160	
5	1:44.768	54.048		27.889	196	22.831	159		12	1:45.102	54.852		27.735	198	22.515	161	
6	1:44.583	53.718		27.826	196	23.039	158		13	1:51.165	54.678		27.845	198	28.642		
7	1:45.315	53.525		28.882	194	22.908	159										

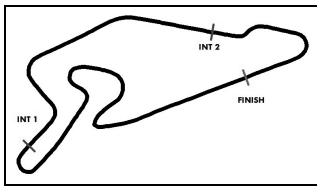
Lap	Time	SE1	SP1	SE2	SP2	SE3	SP3	TSP	Lap	Time	SE1	SP1	SE2	SP2	SE3	SP3	TSP
4 Hubertus-Carlos Vier, GER/ ,									theoretical besttime: 1:45.590								
1	2:29.694	1:29.903		32.933	165	26.858	141		8	1:56.360	55.411		29.491	192	31.458		
2	1:54.659	1:00.265		29.695	186	24.699	150		9	4:23.815	3:31.392		29.013	191	23.410	153	
3	1:50.531	56.560		29.651	190	24.320	153		10	1:46.438	55.642		28.001	193	22.795	155	
4	1:48.684	56.004		28.922	192	23.758	153		11	1:45.813	54.902		28.224	194	22.687	155	
5	1:48.617	56.079		28.832	191	23.706	153		12	1:46.011	54.915		28.272	194	22.824	155	
6	1:47.915	56.004		28.305	193	23.606	154		13	1:55.389	54.967		28.068	194	32.354		
7	1:48.536	55.331		29.829	194	23.376	154										

Lap	Time	SE1	SP1	SE2	SP2	SE3	SP3	TSP	Lap	Time	SE1	SP1	SE2	SP2	SE3	SP3	TSP
5 Beitske Visser, NED/ ,									theoretical besttime: 1:44.739								
1	2:18.766	1:17.612		34.622	143	26.532	153		8	1:47.407	55.365		28.654	197	23.388	159	
2	1:54.509	1:00.631		29.016	196	24.862	154		9	1:45.800	54.588		28.113	198	23.099	160	
3	1:49.730	56.908		28.893	195	23.929	157		10	1:58.462	56.556		28.592	196	33.314		
4	1:47.956	56.033		28.565	197	23.358	159		11	3:00.135	2:06.050		29.320	138	24.765	157	
5	1:47.425	55.854		28.247	198	23.324	160		12	1:44.986	54.666		27.776	198	22.544	159	
6	1:48.127	56.069		28.744	198	23.314	159		13	1:44.902	54.724		27.803	197	22.375	160	
7	1:47.303	55.630		28.627	197	23.046	160		14	2:00.135	56.303		28.587	196	35.245		

Lap	Time	SE1	SP1	SE2	SP2	SE3	SP3	TSP	Lap	Time	SE1	SP1	SE2	SP2	SE3	SP3	TSP
6 Indy Dontje, NED/ ,									theoretical besttime: 1:44.587								
1	2:43.301	1:40.457		36.319	141	26.525	152		8	1:48.367	56.090		28.842	193	23.435	157	
2	1:50.177	57.386		28.919	191	23.872	155		9	1:54.939	54.599		28.478	195	31.862		
3	1:48.525	56.457		28.673	192	23.395	157		10	3:55.520	3:04.259		28.456	194	22.805	158	
4	1:48.703	56.062		29.113	192	23.528	157		11	1:45.778	55.117		28.076	194	22.585	158	
5	1:47.440	55.412		28.555	193	23.473	158		12	1:44.986	54.642		27.923	195	22.421	159	
6	1:47.538	55.339		28.538	194	23.661	157		13	1:44.607	54.425		27.741	197	22.441	160	
7	1:47.769	55.081		29.207	192	23.481	158		14	1:51.968	54.539		27.572	196	29.857		

Lap	Time	SE1	SP1	SE2	SP2	SE3	SP3	TSP	Lap	Time	SE1	SP1	SE2	SP2	SE3	SP3	TSP
7 Jeffrey Schmidt, SUI/ ,									theoretical besttime: 1:45.151								
1	2:11.674	1:14.844		31.262	171	25.568	150		8	1:56.206	55.641		30.788	145	29.777		
2	1:55.441	1:00.254		29.612	190	25.575	152		9	3:32.164	2:38.999		29.331	190	23.834	157	
3	1:52.600	57.773		30.260	188	24.567	155		10	1:46.769	55.711		28.132	194	22.926	158	
4	1:49.721	57.254		29.004	196	23.463	158		11	1:46.055	55.210		28.079	195	22.766	158	
5	1:48.548	56.447		28.545	195	23.556	155		12	1:45.251	54.636		27.749	195	22.866	158	
6	1:52.406	1:00.550		28.188	196	23.668	159		13	1:57.811	57.324		28.308	195	32.179		
7	1:53.840	55.367		33.061	146	25.412	157										

Lap	Time	SE1	SP1	SE2	SP2	SE3	SP3	TSP	Lap	Time	SE1	SP1	SE2	SP2	SE3	SP3	TSP
8 Roy Nissany, ISR/ ,									theoretical besttime: 1:44.644								
1	2:40.770	1:40.690		33.172	160	26.908	153		8	1:47.839	55.682		29.108	198	23.049	159	
2	1:50.819	57.732		29.279	188	23.808	157		9	1:54.537	55.576		28.895	197	30.066		
3	1:48.416	55.971		29.118	193	23.327	158		10	5:11.221	4:18.695		29.173	184	23.353	158	
4	1:47.407	55.916		28.362	196	23.129	159		11	1:46.960	56.665		27.961	197	22.334	162	
5	1:46.994	55.607		28.363	195	23.024	159		12	1:44.644	54.945		27.584	198	22.115	162	
6	1:46.666	55.303		28.375	196	22.988	160		13	1:56.771	57.703		27.917	197	31.151		



ADAC Formel Masters

Lap analysis Freies Training



Provisional

Nürburgring, Length: 3618 m

Air temperature: 13.2°C

Track temperature: 14.3°C

Weather condition: Wet



Reg. Nr.: 230/2012

Friday 13.7.2012 11:25

**ADAC Masters
Weekend**

Lap	Time	SE1	SP1	SE2	SP2	SE3	SP3	TSP	Lap	Time	SE1	SP1	SE2	SP2	SE3	SP3	TSP
7	1:48.031	55.112		29.589	199	23.330	161										

9 Florian Herzog, GER/ ,

theoretical besttime: 1:45.083

1	2:25.582	1:31.034		29.591	187	24.957	151		8	1:46.763	55.259		28.338	195	23.166	158	
2	1:49.468	56.929		28.722	191	23.817	154		9	1:45.632	54.743		27.823	197	23.066	159	
3	1:53.890	1:01.129		28.601	193	24.160	156		10	1:55.617			27.960	196	33.159		
4	1:47.286	55.425		28.317	194	23.544	156		11	5:04.769	4:12.942		28.556	193	23.271	157	
5	1:47.293	55.432		28.226	194	23.635	157		12	1:45.647	54.735		28.150	194	22.762	158	
6	1:48.468	56.193		27.964	196	24.311	158		13	2:06.449	1:00.272		29.955	167	36.222		
7	1:47.359	55.247		28.664	194	23.448	158										

10 Luca Caspari, GER/ ,

theoretical besttime: 1:44.616

1	2:16.473	1:18.875		31.225	187	26.373	151		8	1:49.474	56.223		29.396	196	23.855	157	
2	1:53.430	59.655		29.196	192	24.579	155		9	1:53.761	55.184		28.112	196	30.465		
3	1:50.268	57.381		28.682	195	24.205	155		10	4:45.290	3:53.663		28.333	196	23.294	156	
4	1:48.205	56.106		28.263	195	23.836	155		11	1:45.013			27.629	197	22.795	156	
5	1:48.261	55.839		28.431	194	23.991	156		12	1:44.996	54.969		27.494	197	22.533	157	
6	1:49.063	57.132		28.331	196	23.600	156		13	1:43.976	53.971		27.332	198	22.673	158	
7	1:47.388	55.361		28.505	195	23.522	158		14	1:56.870	55.653		28.552	195	32.665		

11 Hendrik Grapp, GER/ ,

theoretical besttime: 1:47.717

1	2:30.454	1:32.834		30.856	189	26.764	151		8	1:49.196	56.519		29.299	194	23.378	158	
2	1:55.486	1:00.348		30.035	193	25.103	151		9	1:47.777	56.184		28.466	196	23.127	156	
3	1:53.173	58.809		29.891	192	24.473	153		10	1:56.219	56.620		28.554	195	31.045		
4	1:53.176	58.309		30.374	191	24.493	156		11	4:38.928	3:42.701		31.976	189	24.251	156	
5	1:50.316	57.589		28.808	194	23.919	156		12	1:48.281	56.548		28.657	196	23.076	156	
6	1:48.839	56.175		28.952	195	23.712	158		13	2:03.719	57.100		29.305	164	37.314		
7	1:50.413	57.061		29.482	193	23.870	157										

12 Jason Kremer, GER/ ,

theoretical besttime: 1:43.421

1	2:20.569	1:26.943		29.922	179	23.704	154		8	1:46.642	54.551		29.179	195	22.912	158	
2	1:48.992	56.672		28.758	193	23.562	154		9	1:52.621	54.221		28.732	195	29.668		
3	1:48.600	55.928		29.327	192	23.345	157		10	5:37.052	4:46.112		28.306	192	22.634	158	
4	1:45.843	54.723		28.182	195	22.938	159		11	1:44.072	53.989		27.588	196	22.495	158	
5	1:48.706	57.376		28.263	194	23.067	158		12	1:43.421	53.732		27.520	196	22.169	159	
6	1:45.369	54.455		27.947	195	22.967	158		13	1:58.599	54.852		28.547	177	35.200		
7	1:49.275	54.264		29.913	149	25.098	159										

14 Gustav Malja, SWE/ ,

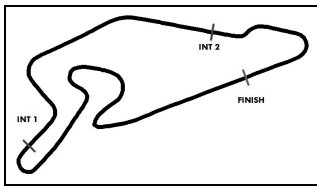
theoretical besttime: 1:44.413

1	2:19.160	1:21.411		31.340	152	26.409	153		9	1:46.950	55.257		28.693	197	23.000	160	
2	1:54.630	59.467		29.227	180	25.936	154		10	1:46.414	54.193		28.661	197	23.560	159	
3	1:50.921	57.922		28.842	196	24.157	157		11	1:45.730	54.586		28.295	197	22.849	158	
4	1:46.891	55.342		27.954	199	23.595	160		12	1:44.723	54.342		27.716	197	22.665	158	
5	1:47.559	55.811		28.316	198	23.432	156		13	1:45.877	54.906		27.770	198	23.201	159	
6	1:50.320	56.303		30.338	195	23.679	159		14	1:44.676	54.441		27.555	200	22.680	161	
7	1:47.042	55.038		28.825	197	23.179	160		15	2:04.234	58.781		30.615	168	34.838		
8	1:47.290	54.625		29.007	196	23.658	160										

15 Thomas Jäger, AUT/ ,

theoretical besttime: 1:42.495

1	2:12.747	1:17.949		29.729	183	25.069	151		9	1:46.138	54.054		29.096	194	22.988	158	
2	1:52.303	58.436		29.153	193	24.714	155		10	2:09.984	1:17.713		29.264	194	23.007	158	
3	1:47.308	55.866		28.057	196	23.385	157		11	1:44.898	54.543		27.763	197	22.592	158	
4	1:49.892	55.499		30.750	191	23.643	156		12	1:48.013	53.886		30.618	162	23.509	158	
5	1:45.924	54.560		27.934	196	23.430	157		13	1:43.805	53.623		27.792	198	22.390	159	
6	1:55.296	1:01.584		30.354	191	23.358	157		14	1:42.495	53.140		27.157	199	22.199	161	
7	1:48.299	55.022		29.084	195	24.193	158		15	2:03.226	58.087		29.053	189	36.086		
8	1:48.412	53.896		31.126	188	23.390	158										



ADAC Formel Masters

Lap analysis Freies Training



Provisional

Nürburgring, Length: 3618 m

Air temperature: 13.2°C

Track temperature: 14.3°C

Weather condition: Wet



Reg. Nr.: 230/2012

Friday 13.7.2012 11:25

**ADAC Masters
Weekend**

Lap	Time	SE1	SP1	SE2	SP2	SE3	SP3	TSP	Lap	Time	SE1	SP1	SE2	SP2	SE3	SP3	TSP
17	Nicolas Pohler, GER/ ,								theoretical besttime: 1:47.930								
1	2:51.508	1:42.212		38.943	122	30.353	128		7	1:51.723	58.583		29.504	190	23.636	153	
2	2:02.429	1:04.638		31.716	159	26.075	150		8	1:50.955	58.160		29.118	189	23.677	141	
3	1:54.451	59.998		30.118	189	24.335	153		9	1:51.672	1:00.249		28.296	192	23.127	155	
4	1:52.770	58.682		30.026	190	24.062	153		10	1:48.168	56.536		28.267	192	23.365	155	
5	1:51.884	57.949		29.688	190	24.247	154		11	2:02.724	56.946		28.700	191	37.078		
6	8:31.690	57.930		7:08.362	177	25.398	151										

19	Sebastian Balthasar, GER/ ,								theoretical besttime: 1:44.620								
1	2:16.061	1:20.173		30.613	183	25.275	152		8	1:46.358	54.449		28.972	192	22.937	156	
2	1:50.456	57.076		28.634	192	24.746	154		9	1:46.251	54.509		28.716	192	23.026	157	
3	1:48.663	56.208		28.555	193	23.900	155		10	1:55.665	54.815		28.223	192	32.627		
4	1:47.830	55.090		28.684	192	24.056	157		11	3:28.398	2:37.379		28.302	192	22.717	156	
5	1:46.268	54.900		28.116	194	23.252	157		12	1:45.950	55.371		28.080	193	22.499	157	
6	1:47.063	55.151		28.510	193	23.402	156		13	1:44.809	54.638		27.817	194	22.354	159	
7	1:47.282	54.980		29.180	192	23.122	156		14	1:56.161	53.649		27.808	195	34.704		

20	Felix Wieland, GER/ ,								theoretical besttime: 1:49.352								
1	2:55.513	1:39.018		45.340	116	31.155	133		8	1:54.419	1:00.182		30.238	193	23.999	155	
2	2:26.544	1:23.528		34.942	146	28.074	149		9	1:54.357	1:00.382		29.752	191	24.223	154	
3	2:06.052	1:06.257		32.047	168	27.748	153		10	1:51.954	58.188		30.020	184	23.746	155	
4	2:01.088	1:03.276		31.432	181	26.380	148		11	1:50.919	57.235		29.943	194	23.741	155	
5	2:05.057	1:04.301		33.355	167	27.401	155		12	1:50.483	57.861		29.051	191	23.571	156	
6	1:57.626	1:00.176		30.885	163	26.565	154		13	1:49.420	57.303		28.995	194	23.122	156	
7	1:57.152	1:01.023		30.742	191	25.387	155		14	2:08.184	1:01.256		30.682	156	36.246		

21	Alessio Picariello, BEL/ ,								theoretical besttime: 1:44.008								
1	2:13.238	1:19.157		29.285	185	24.796	155		8	1:46.012	55.595		27.636	196	22.781	157	
2	1:50.184	57.690		28.481	193	24.013	153		9	1:46.091	55.032		28.228	196	22.831	157	
3	1:48.053	56.589		28.050	194	23.414	155		10	1:44.680	54.692		27.499	196	22.489	158	
4	1:47.193	55.945		27.975	196	23.273	158		11	1:44.580	54.830		27.387	197	22.363	158	
5	1:46.400	55.157		28.045	195	23.198	158		12	1:44.256	54.831		27.258	198	22.167	160	
6	1:51.808	55.092		27.879	196	28.837			13	1:49.657	54.640		27.201	197	27.816		
7	4:33.949	3:41.617		28.729	195	23.603	156										

23	Nicolas Beer, DEN/ ,								theoretical besttime: 1:44.631								
1	2:42.247	1:39.351		34.412	153	28.484	152		9	1:46.682	54.913		28.526	195	23.243	156	
2	1:56.533	1:00.590		30.481	172	25.462	154		10	1:47.147	55.940		28.167	195	23.040	156	
3	1:53.979	59.623		29.511	185	24.845	154		11	1:52.586	1:01.142		28.345	195	23.099	156	
4	1:51.367	58.043		29.190	191	24.134	156		12	1:45.887	55.039		28.020	195	22.828	157	
5	1:49.707	57.088		28.737	191	23.882	156		13	1:45.835	54.555		28.514	196	22.766	156	
6	1:48.848	56.472		28.816	193	23.560	157		14	1:45.972	55.896		27.491	197	22.585	158	
7	1:47.913	55.703		28.803	194	23.407	157		15	2:06.744	56.150		32.237	140	38.357		
8	1:47.274	55.406		28.644	194	23.224	157										