

# ADAC GT Masters

## Results Freies Training 2



Provisional

Nürburgring, Length: 3618 m

Air temperature: 11.8°C

Track temperature: 11.5°C

Weather condition: Wet



Reg. Nr.: 229/2012

Friday 13.7.2012 09:45

**ADAC Masters  
Weekend**

started : 41      classified : 41      not classified : 0

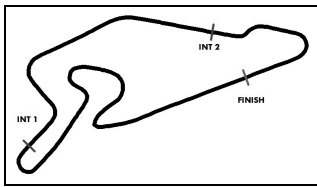
	Drivers	Team	Car	Lap	Best Time	Gap	Diff	Kph	Day Time
1	40 R.Rast/C.Mamerow	MAMEROW Racing(GER)	AUDI R8 LMS ultra	21	<b>1:39.354</b>			131,1	10:30:26
2	1 D.Lunardi/M.Martin	ALPINA(GER)	BMW Alpina B6 GT3	18	<b>1:39.380</b>	0.026	0.026	131,1	10:30:52
3	6 M.Farnbacher/N.Kentenich	Farnbacher ESET Racing(GER)	Porsche 911 GT3 R	8	<b>1:39.812</b>	0.458	0.432	130,5	10:05:32
4	22 C.Abt/L.Ludwig	Prosperia uhc speed(GER)	AUDI R8 LMS ultra	16	<b>1:39.943</b>	0.589	0.131	130,3	10:16:23
5	7 C.Frankenhou/K.Heyer	Heico Motorsport(GER)	Mercedes Benz AMG SLS GT3	23	<b>1:40.051</b>	0.697	0.108	130,2	10:28:57
6	29 R.Renauer/N.Thiim	FROGREEN CO2 neutral(GER)	Porsche 911 GT3 R	13	<b>1:40.232</b>	0.878	0.181	129,9	10:12:23
7	11 D.Mengesdorf/R.Bader	Team rhino's Leipt Motorsport(GE	Lamborghini Gallardo LP600+	23	<b>1:40.253</b>	0.899	0.021	129,9	10:27:25
8	15 S.Dolenc(*A*)/M.Ragginger	FACH AUTO TECH(SUI)	Porsche 911 GT3 R	16	<b>1:40.314</b>	0.960	0.061	129,8	10:15:55
9	9 A.Simonsen/M.Buhk	HEICO Junior Team(GER)	Mercedes Benz AMG SLS GT3	6	<b>1:40.333</b>	0.979	0.019	129,8	9:56:26
10	21 E.Sandström/C.Mies	Prosperia uhc speed(GER)	AUDI R8 LMS ultra	18	<b>1:40.372</b>	1.018	0.039	129,8	10:22:10
11	27 A.Wirth/H.Frentzen	Callaway Competition(GER)	Corvette Z06.R GT3	11	<b>1:40.401</b>	1.047	0.029	129,7	10:11:15
12	38 J.Krohn/N.Verdonck	Lambda Performance(GER)	Ford GT GT3	13	<b>1:40.409</b>	1.055	0.008	129,7	10:08:55
13	8 D.Baumann/H.Proczyk	Heico Motorsport(GER)	Mercedes Benz AMG SLS GT3	11	<b>1:40.488</b>	1.134	0.079	129,6	10:05:59
14	18 T.Seiler(*A*)/F.Kechele	Callaway Competition(GER)	Corvette Z06.R GT3	11	<b>1:40.565</b>	1.211	0.077	129,5	10:08:18
15	42 M.Mayer/J.Seyffarth	SMS Seyffarth Motorsport(GER)	Mercedes Benz AMG SLS GT3	7	<b>1:40.653</b>	1.299	0.088	129,4	10:03:41
16	10 L.Arnold/A.Margaritis	Schöner Wohnen Polarweiss Team	Mercedes Benz AMG SLS GT3	4	<b>1:40.678</b>	1.324	0.025	129,4	9:52:40
17	5 S.Asch/M.Götz	kfzteile24 MS RACING Team(GER)	Mercedes Benz AMG SLS GT3	10	<b>1:40.687</b>	1.333	0.009	129,4	10:10:58
18	14 C.Ott/P.Eng	MRS GT-Racing(GER)	McLaren MP4-12C GT3	7	<b>1:40.698</b>	1.344	0.011	129,3	9:59:11
19	20 C.Hürtgen/D.Schwager	Schubert Motorsport(GER)	BMW Z4 GT3	11	<b>1:41.097</b>	1.743	0.399	128,8	10:07:46
20	24 M.Hayek(*A*)/P.Kox	InternetX - Reiter Engineering(GER)	Lamborghini Gallardo LP600+	11	<b>1:41.379</b>	2.025	0.282	128,5	10:09:16
21	34 C.Bracke/M.Sandritter	YACO Racing powered by Jochen S	Chevrolet Camaro GT3	22	<b>1:41.393</b>	2.039	0.014	128,5	10:30:57
22	43 D.Bohr/G.Grasser	GRT Grasser Racing Team(AUT)	Lamborghini Gallardo LP600+	22	<b>1:41.437</b>	2.083	0.044	128,4	10:30:09
23	36 C.Engelhart/S.Edwards	Team Geyer&Weinig EDV Schütz M	Porsche 911 GT3 R	4	<b>1:41.443</b>	2.089	0.006	128,4	10:30:42
24	3 A.von Thurn und Taxis/S.Rosina	InternetX - Reiter Engineering(GER)	Lamborghini Gallardo LP600+	21	<b>1:41.471</b>	2.117	0.028	128,4	10:28:19
25	28 D.Alessi/D.Keilwitz	Callaway Competition(GER)	Corvette Z06.R GT3	2	<b>1:41.514</b>	2.160	0.043	128,3	9:51:51
26	4 F.Stoll/D.Dobitsch	kfzteile24 MS RACING Team(GER)	Mercedes Benz AMG SLS GT3	20	<b>1:41.639</b>	2.285	0.125	128,1	10:31:08
27	37 S.Bert/C.Brück	Gemballa Racing(GER)	McLaren MP4-12C GT3	9	<b>1:41.715</b>	2.361	0.076	128,1	10:14:51
28	2 F.Spengler/J.Leidinger	Liqui Moly Team Engstler(GER)	BMW Alpina B6 GT3	23	<b>1:41.790</b>	2.436	0.075	128,0	10:30:59
29	17 R.Lips(*A*)/F.Schmickler	Callaway Competition(GER)	Corvette Z06.R GT3	20	<b>1:41.984</b>	2.630	0.194	127,7	10:28:54
30	33 K.Poulsen(*A*)/C.Nygaard	Young Driver AMR(GER)	Aston Martin V12 Vantage GT3	18	<b>1:42.120</b>	2.766	0.136	127,5	10:29:59
31	19 A.Al Faisal/M.Bortolotti	Schubert Motorsport(GER)	BMW Z4 GT3	9	<b>1:42.377</b>	3.023	0.257	127,2	10:05:20
32	26 R.Bourdeaux(*A*)/A.Renauer	Team GT 3 Kasko(GER)	Porsche 911 GT3 R	21	<b>1:42.417</b>	3.063	0.040	127,2	10:29:41
33	23 M.Matzke/F.Lestrup	WestCoastRacing(SWE)	BMW Z4 GT3	12	<b>1:42.537</b>	3.183	0.120	127,0	10:09:50
34	41 S.Knap/J.den Boer	DB Motorsport(NED)	BMW Z4 GT3	17	<b>1:42.719</b>	3.365	0.182	126,8	10:22:57
35	31 M.Schulze/T.Schulze	Schulze Motorsport(GER)	Nissan GT-R GT3	17	<b>1:42.947</b>	3.593	0.228	126,5	10:20:13
36	44 J.Stovicek(*A*)/E.Janis	HEICO-GRAVITY CHAROUZ TEAM	Mercedes Benz AMG SLS GT3	23	<b>1:43.251</b>	3.897	0.304	126,1	10:31:33
37	35 A.Winter(*A*)/C.Geipel	YACO Racing powered by Jochen S	Chevrolet Camaro GT3	18	<b>1:43.682</b>	4.328	0.431	125,6	10:28:12
38	16 A.Gugger(*A*)/O.Klohs(*A*)	FACH AUTO TECH(SUI)	Porsche 911 GT3 R	19	<b>1:44.333</b>	4.979	0.651	124,8	10:22:37
39	12 O.Petrishin(*A*)/K.Baier(*A*)	Team rhino's Leipt Motorsport(GE	Lamborghini Gallardo LP600+	18	<b>1:50.111</b>	10.757	5.778	118,3	10:24:00
40	32 F.Stuck/J.Stuck	Young Driver AMR(GER)	Aston Martin V12 Vantage GT3	0	<b>3:06.565</b>	1:27.211	1:16.454	69,8	9:48:58
	25 G.Engelhardt(*A*)/M.Seefried	Team GT 3 Kasko(GER)	Porsche 911 GT3 R	0					

Subject to final scrutineering!

Publications Time:

Race Director:

Time Keeping:



# ADAC GT Masters

## Lap analysis Freies Training 2



Provisional

Nürburgring, Length: 3618 m  
 Air temperature: 11.8°C  
 Track temperature: 11.5°C  
 Weather condition: Wet

**DMSB** Reg. Nr.: 229/2012  
Deutscher Motor Sport Bund e.V.

**ADAC Masters  
 Weekend**

Friday 13.7.2012 09:45

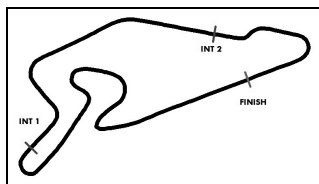
Lap	Time	SE1	SP1	SE2	SP2	SE3	SP3	Lap	Time	SE1	SP1	SE2	SP2	SE3	SP3
<b>1</b> Dino Lunardi, FRA/ Maxime Martin, BEL								<b>theoretical besttime: 1:39.172</b>							
1	2:08.650	48.372		29.669	150	50.609		11	1:46.371	52.314		26.191	232	27.866	
2	4:31.685	3:42.213		26.376	227	23.096	179	12	9:47.795	8:59.836		25.940	232	22.019	181
3	1:41.905	53.052		26.811	228	22.042	181	13	1:40.699	52.873		<b>25.813</b>	233	22.013	183
4	1:42.116	52.949		27.259	224	21.908	182	14	1:45.077	52.463		25.929	233	26.685	
5	1:40.680	52.562		26.288	230	21.830	182	15	2:48.061	1:59.943		26.023	232	22.095	181
6	1:47.609	52.627		26.868	230	28.114		16	1:41.031	52.653		26.083	233	22.295	182
7	4:26.800	3:38.948		25.829	232	22.023	182	17	1:40.615	52.274		26.218	231	22.123	183
8	1:41.112	52.722		26.010	233	22.380	182	18	<b>1:39.380</b>	<b>51.551</b>		26.021	<b>233</b>	<b>21.808</b>	<b>183</b>
9	1:42.141	53.122		26.739	230	22.280	181	19	1:46.287	52.678		26.120	231	27.489	
10	1:40.427	52.353		26.002	232	22.072	182								

<b>2</b> Florian Spengler, GER/ Johannes Leidinger, GER								<b>theoretical besttime: 1:41.397</b>							
1	2:18.261	53.556		33.021	161	51.684		13	4:07.846	3:18.663		26.838	229	22.345	183
2	2:21.058	1:26.867		30.579	199	23.612	180	14	1:44.318	54.064		27.456	222	22.798	182
3	1:50.594	59.908		27.841	221	22.845	180	15	1:42.614	53.044		27.433	213	<b>22.137</b>	182
4	1:45.479	55.400		27.151	222	22.928	179	16	1:42.389	53.229		<b>26.665</b>	232	22.495	182
5	1:46.214	53.944		29.094	216	23.176	180	17	1:44.491	54.719		26.921	228	22.851	183
6	1:46.490	54.706		27.871	225	23.913	182	18	1:42.548	53.103		26.849	231	22.596	183
7	1:45.140	55.265		26.881	232	22.994	179	19	1:42.072	52.909		26.994	229	22.169	183
8	1:44.451	54.509		27.014	230	22.928	178	20	1:41.874	52.768		26.731	231	22.375	182
9	1:54.254	54.832		27.589	219	31.833		21	1:44.260	54.324		27.109	230	22.827	182
10	3:55.991	3:05.918		27.275	230	22.798	182	22	1:42.279	52.932		26.845	<b>233</b>	22.502	184
11	1:43.071	53.884		26.801	231	22.386	179	23	<b>1:41.790</b>	<b>52.595</b>		26.934	231	22.261	<b>184</b>
12	1:50.954	53.772		26.930	230	30.252		24	1:55.645	55.808		26.888	230	32.949	

<b>3</b> Albert von Thurn und Taxis, GER/ Stefan Rosina, SVK								<b>theoretical besttime: 1:40.969</b>							
1	2:43.008	1:17.973		32.743	157	52.292		13	1:42.174	53.182		26.817	225	22.175	181
2	2:31.345	1:34.495		30.085	166	26.765	178	14	1:42.960	53.305		26.762	227	22.893	180
3	1:45.472	54.993		27.614	218	22.865	181	15	1:43.051	53.171		26.974	224	22.906	180
4	1:43.832	54.186		27.209	220	22.437	<b>182</b>	16	1:48.462	53.489		27.207	224	27.766	
5	1:44.543	54.522		27.581	220	22.440	182	17	3:03.656	2:14.571		26.462	226	22.623	179
6	1:47.389	57.004		27.369	221	23.016	181	18	1:41.590	53.173		<b>26.189</b>	<b>227</b>	22.228	179
7	1:43.912	54.161		27.141	223	22.610	182	19	1:41.698	53.035		26.478	227	22.185	179
8	1:50.130	53.679		28.148	216	28.303		20	1:43.979	53.698		26.697	222	23.584	179
9	3:51.726	2:52.903		31.897	109	26.926	180	21	<b>1:41.471</b>	<b>52.741</b>		26.691	225	<b>22.039</b>	180
10	1:47.826	55.517		28.418	209	23.891	181	22	1:42.418	53.929		26.369	226	22.120	179
11	1:53.365	54.093		27.974	172	31.298		23	1:42.198	53.346		26.271	227	22.581	180
12	3:07.109	2:15.841		26.903	223	24.365	182	24	2:11.608	1:02.701		32.793	193	36.114	

<b>4</b> Florian Stoll, GER/ Daniel Dobitsch, AUT								<b>theoretical besttime: 1:41.065</b>							
0	3:08.611	2:19.141		27.018	224	22.452	180	12	2:06.380	1:12.769		27.253	226	26.358	
1	1:45.714	55.976		27.007	228	22.731	180	13	3:59.217	3:09.916		26.695	226	22.606	182
2	1:44.097	53.329		26.987	210	23.781	179	14	1:43.460	53.815		26.628	229	23.017	182
3	1:44.523	54.441		27.770	220	22.312	182	15	1:41.866	53.122		26.415	228	22.329	183
4	1:43.626	52.957		28.272	217	22.397	182	16	1:47.842	53.211		26.701	229	27.930	
5	1:42.034	53.025		26.737	230	22.272	182	17	5:00.718	4:11.673		26.651	227	22.394	183
6	1:42.221	53.068		26.664	<b>232</b>	22.489	179	18	1:42.702	53.261		27.151	224	22.290	183
7	1:54.416	1:00.199		26.994	229	27.223		19	1:43.333	<b>52.741</b>		<b>26.241</b>	230	24.351	180
8	4:07.820	3:18.749		26.988	223	<b>22.083</b>	182	20	<b>1:41.639</b>	52.771		26.396	229	22.472	<b>184</b>
9	1:43.320	53.351		27.316	231	22.653	182	21	1:43.144	53.923		26.817	227	22.404	183
10	1:42.573	53.722		26.715	231	22.136	182	22	2:01.938	58.596		28.817	188	34.525	
11	1:42.280	53.056		26.585	232	22.639	182								

<b>5</b> Sebastian Asch, GER/ Maximilian Götz, GER								<b>theoretical besttime: 1:39.700</b>							
0	3:13.334	2:24.312		26.829	225	22.193	183	11	1:49.114	52.961		27.779	221	28.374	
1	1:42.246	53.489		26.660	231	22.097	184	12	3:21.983	2:32.783		27.013	231	22.187	184
2	1:43.236	53.147		26.542	225	23.547	182	13	1:42.298	52.866		26.817	229	22.615	184
3	1:42.163	53.481		26.442	232	22.240	183	14	1:40.990	52.232		26.566	232	22.192	184
4	1:44.291	53.907		27.956	215	22.428	183	15	1:47.033	53.599		26.712	229	26.722	
5	1:42.226	53.135		26.388	<b>233</b>	22.703	183	16	3:04.190	2:10.431		30.525	164	23.234	184



# ADAC GT Masters

## Lap analysis Freies Training 2



Provisional

Nürburgring, Length: 3618 m

Air temperature: 11.8°C

Track temperature: 11.5°C

Weather condition: Wet

**DMSB** Reg. Nr.: 229/2012  
Deutscher Motor Sport Bund e.V.

Friday 13.7.2012 09:45

**ADAC Masters  
Weekend**

Lap	Time	SE1	SP1	SE2	SP2	SE3	SP3	Lap	Time	SE1	SP1	SE2	SP2	SE3	SP3
6	1:41.535	53.042		26.492	230	22.001	183	17	1:41.741	53.398		26.678	231	21.665	184
7	2:08.590	1:13.765		26.952	231	27.873		18	1:45.347	51.791		26.796	231	26.760	
8	6:58.294	6:09.536		26.678	233	22.080	184	19	2:16.516	1:28.157		26.706	231	<b>21.653</b>	<b>185</b>
9	1:40.982	52.356		26.464	233	22.162	183	20	1:46.593	<b>51.706</b>		26.433	225	28.454	
10	<b>1:40.687</b>	52.297		<b>26.341</b>	233	22.049	184								

**6** Mario Farnbacher, GER/ Niclas Kentenich, GER

**theoretical besttime: 1:39.519**

0	5:43.405	4:46.407		27.487	211	29.511		12	1:41.299	52.753		26.376	236	22.170	183
1	2:07.315	1:09.950		26.270	234	31.095		13	1:41.953	53.486		26.389	234	22.078	184
2	2:33.514	1:44.293		26.912	235	22.309	184	14	1:41.434	52.286		26.531	234	22.617	183
3	1:41.524	53.284		26.047	236	22.193	185	15	1:41.714	53.148		26.496	235	22.070	185
4	1:42.894	53.764		26.626	<b>238</b>	22.504	185	16	1:41.469	52.878		26.499	235	22.092	185
5	1:41.533	53.207		26.043	237	22.283	186	17	1:43.781	54.839		26.637	232	22.305	185
6	1:41.369	52.889		26.561	236	21.919	185	18	1:51.807	54.311		29.067	216	28.429	
7	1:40.544	52.713		<b>25.958</b>	237	21.873	<b>187</b>	19	3:36.896	2:47.000		26.926	231	22.970	183
8	<b>1:39.812</b>	<b>51.857</b>		26.251	237	<b>21.704</b>	186	20	1:43.223	53.484		26.981	229	22.758	185
9	1:45.076	52.237		26.160	238	26.679		21	1:43.677	54.092		26.568	232	23.017	185
10	3:50.656	3:01.980		26.555	233	22.121	184	22	2:07.335	54.574		32.700	129	40.061	
11	1:40.999	52.324		26.583	232	22.092	183								

**7** Christiaan Frankenhou, NED/ Kenneth Heyer, GER

**theoretical besttime: 1:39.645**

1	3:21.772	2:31.174		27.392	220	23.206	180	13	1:40.996	52.961		26.399	232	<b>21.636</b>	183
2	1:45.851	55.339		27.610	220	22.902	181	14	1:42.230	53.050		26.370	224	22.810	183
3	1:43.547	53.504		27.228	225	22.815	182	15	1:41.518	53.330		26.286	231	21.902	183
4	1:42.521	53.002		26.965	228	22.554	182	16	1:42.095	53.278		26.167	231	22.650	183
5	1:42.019	52.888		27.007	224	22.124	184	17	1:41.441	53.153		26.401	232	21.887	184
6	1:44.015	52.865		26.876	228	24.274	181	18	1:41.555	53.007		26.475	232	22.073	182
7	1:42.491	53.307		26.801	230	22.383	183	19	1:41.853	53.920		<b>26.123</b>	232	21.810	183
8	1:43.917	53.420		27.357	227	23.140	180	20	1:41.141	52.129		26.215	231	22.797	182
9	1:42.425	53.503		26.774	229	22.148	184	21	1:42.981	54.595		26.132	232	22.254	184
10	1:49.236	53.611		27.195	215	28.430		22	1:42.261	53.412		26.692	224	22.157	184
11	4:02.141	3:12.458		27.362	205	22.321	183	23	<b>1:40.051</b>	<b>51.886</b>		26.328	<b>233</b>	21.837	<b>185</b>
12	1:41.028	52.379		26.450	231	22.199	182	24		53.048		26.723	217		

**8** Dominik Baumann, AUT/ Hari Proczyk, AUT

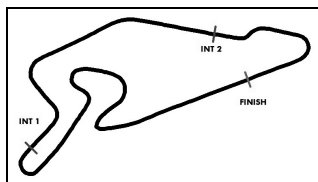
**theoretical besttime: 1:40.213**

1	3:37.557	2:46.750		27.580	215	23.227	180	13	4:46.722	3:55.912		27.637	201	23.173	184
2	1:45.155	55.206		27.146	227	22.803	181	14	1:43.019	53.913		26.548	228	22.558	183
3	1:42.236	53.191		26.712	228	22.333	182	15	1:46.585	53.102		26.589	225	26.894	
4	1:42.554	53.527		26.491	229	22.536	183	16	3:17.374	2:28.650		26.651	225	22.073	184
5	1:41.786	52.726		27.036	229	22.024	183	17	1:42.271	52.838		26.535	225	22.898	183
6	1:41.587	52.661		26.755	230	22.171	182	18	1:43.967	52.960		27.571	185	23.436	185
7	1:42.068	53.717		26.467	231	21.884	184	19	1:41.184	52.711		26.337	228	22.136	183
8	1:41.182	52.880		26.444	231	<b>21.858</b>	<b>185</b>	20	1:41.522	52.835		26.488	229	22.199	181
9	1:40.986	52.618		26.238	<b>232</b>	22.130	185	21	1:42.143	53.240		26.574	228	22.329	183
10	1:41.914	53.658		26.306	230	21.950	184	22	1:41.005	52.519		26.302	230	22.184	183
11	<b>1:40.488</b>	<b>52.134</b>		<b>26.221</b>	231	22.133	183	23	1:43.344	53.373		27.105	221	22.866	182
12	1:53.809	55.223		27.087	224	31.499		24	1:58.551	53.864		27.957	208	36.730	

**9** Andreas Simonsen, SWE/ Maximilian Buhk, GER

**theoretical besttime: 1:40.009**

1	1:58.192	39.389		34.069	164	44.734		13	1:41.942	53.396		26.479	230	22.067	182
2	2:23.426	1:30.999		29.108	214	23.319	183	14	1:41.588	52.897		26.634	230	22.057	184
3	1:41.572	53.007		26.319	229	22.246	<b>184</b>	15	1:40.804	52.335		26.485	230	21.984	183
4	1:40.381	<b>52.156</b>		26.118	231	22.107	182	16	1:41.341	52.319		26.598	230	22.424	178
5	2:01.905	1:12.915		26.493	230	22.497	183	17	1:41.545	52.532		26.976	229	22.037	184
6	<b>1:40.333</b>	52.165		26.350	230	<b>21.818</b>	184	18	1:47.196	52.554		26.689	228	27.953	
7	1:40.741	52.499		26.277	232	21.965	181	19	4:09.189	3:20.395		26.894	228	21.900	183
8	1:40.437	52.357		<b>26.035</b>	<b>232</b>	22.045	182	20	1:41.678	52.867		26.638	230	22.173	184
9	1:47.722	53.196		26.178	231	28.348		21	1:42.263	53.188		26.683	230	22.392	184
10	4:40.654	3:48.951		28.638	196	23.065	179	22	1:40.770	52.492		26.428	229	21.850	184
11	1:43.998	54.114		26.854	229	23.030	182	23		52.607		26.692	230		
12	1:43.186	53.636		26.852	230	22.698	182								



# ADAC GT Masters

## Lap analysis Freies Training 2



Provisional

Nürburgring, Length: 3618 m

Air temperature: 11.8°C

Track temperature: 11.5°C

Weather condition: Wet

**DMSB** Reg. Nr.: 229/2012  
Deutscher Motor Sport Bund e.V.

Friday 13.7.2012 09:45

**ADAC Masters  
Weekend**

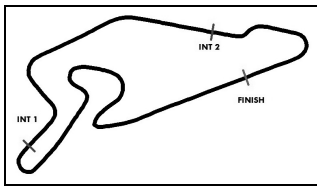
Lap	Time	SE1	SP1	SE2	SP2	SE3	SP3	Lap	Time	SE1	SP1	SE2	SP2	SE3	SP3
<b>10</b> Lance David Arnold, GER/ Alexandros Margaritis, GRE								<b>theoretical besttime: 1:40.194</b>							
1	2:01.127	41.277		33.065	150	46.785		13	1:41.400	52.734		26.565	231	22.101	182
2	2:16.612	1:26.819		26.998	219	22.795	181	14	1:41.047	52.401		26.431	231	22.215	182
3	1:41.414	52.676		26.501	225	22.237	182	15	1:40.849	52.276		26.407	232	22.166	183
4	<b>1:40.678</b>	52.370		<b>26.232</b>	228	22.076	182	16	1:48.380	52.866		32.320	202	23.194	<b>184</b>
5	1:41.040	52.522		26.473	229	22.045	183	17	1:41.792	52.856		26.654	<b>232</b>	22.282	183
6	2:03.146	1:12.674		27.769	215	22.703	182	18	1:41.246	<b>52.150</b>		26.869	232	22.227	183
7	1:40.719	52.326		26.581	230	<b>21.812</b>	182	19	1:41.333	52.677		26.527	231	22.129	183
8	1:40.694	52.264		26.341	230	22.089	182	20	1:43.579	54.450		26.613	232	22.516	183
9	1:51.878	56.483		27.428	226	27.967		21	1:47.422	52.880		26.517	229	28.025	
10	5:14.580	4:25.309		27.090	231	22.181	181	22	4:30.528	3:41.647		26.733	231	22.148	183
11	1:41.468	52.390		26.578	231	22.500	182	23	1:41.273	52.669		26.547	230	22.057	183
12	1:49.632	52.928		26.710	232	29.994	180	24	1:54.855	52.574		28.357	187	33.924	

<b>11</b> David Mengesdorf, GER/ Raffael Bader, SUI								<b>theoretical besttime: 1:39.413</b>							
1	1:14.386	7.005		33.129	132	34.252		14	3:51.031	3:00.774		27.510	219	22.747	183
2	2:23.877	1:33.204		27.552	217	23.121	180	15	1:42.158	53.070		26.828	223	22.260	184
3	1:43.673	53.873		26.890	220	22.910	182	16	1:44.230	53.980		27.650	230	22.600	185
4	2:11.778	53.765		27.076	221	50.937	175	17	1:41.082	52.213		26.687	228	22.182	182
5	1:46.949	56.489		27.019	221	23.441	182	18	1:40.717	52.876		<b>25.873</b>	229	21.968	186
6	1:45.096	54.403		27.426	220	23.267	182	19	1:41.488	52.846		26.581	228	22.061	185
7	1:43.885	53.867		27.173	221	22.845	183	20	1:41.184	53.202		25.989	230	21.993	185
8	1:43.357	53.697		26.845	223	22.815	180	21	1:40.494	52.328		26.158	<b>231</b>	22.008	<b>186</b>
9	1:44.958	53.644		27.843	206	23.471	182	22	1:41.125	53.131		26.218	229	21.776	185
10	1:44.996	54.802		27.306	222	22.888	183	23	<b>1:40.253</b>	52.263		26.248	230	<b>21.742</b>	186
11	1:43.648	53.306		27.242	224	23.100	183	24	1:40.360	<b>51.798</b>		26.199	229	22.363	184
12	1:43.070	53.249		26.832	223	22.989	183	25	1:52.092	53.367		29.308	224	29.417	
13	1:51.076	54.292		27.296	214	29.488									

<b>12</b> Oleg Petrishin, RUS/ Korbinian Baier, GER								<b>theoretical besttime: 1:48.748</b>							
1	1:56.226	35.619		36.267	164	44.340		12	1:52.747	<b>56.683</b>		30.794	196	25.270	173
2	2:40.593	1:38.752		33.373	174	28.468	164	13	1:52.200	57.524		29.934	201	24.742	175
3	2:03.406	1:05.416		30.505	193	27.485	174	14	2:06.531	1:00.947		32.078	193	33.506	
4	1:58.379	1:01.689		30.582	187	26.108	172	15	5:00.458	4:02.281		31.179	187	26.998	172
5	1:58.197	1:00.333		31.208	192	26.656	173	16	1:59.037	1:04.042		30.005	194	24.990	178
6	1:55.593	58.657		30.631	198	26.305	175	17	2:16.002	1:21.407		30.007	201	24.588	173
7	1:54.897	58.469		30.750	193	25.678	173	18	<b>1:50.111</b>	57.115		29.472	208	<b>23.524</b>	<b>179</b>
8	1:55.415	58.846		31.565	198	25.004	174	19	1:55.712	1:00.499		31.634	207	23.579	177
9	1:53.049	57.967		29.800	196	25.282	174	20	1:51.420	57.329		30.031	206	24.060	176
10	1:54.979	57.848		31.180	201	25.951	174	21	1:51.386	59.262		<b>28.541</b>	<b>211</b>	23.583	179
11	1:51.912	57.924		29.743	202	24.245	175	22	2:03.947	1:00.447		29.786	203	33.714	

<b>14</b> Christian Ott, GER/ Philipp Eng, AUT								<b>theoretical besttime: 1:40.308</b>							
1	3:26.986							13	1:43.806	53.487		27.486	224	22.833	185
2	2:12.732	1:21.428		27.647	218	23.657	185	14	1:43.918	53.435		27.410	223	23.073	182
3	1:43.618	54.353		26.634	225	22.631	186	15	1:43.366	53.847		27.122	225	22.397	185
4	1:41.779	53.033		26.581	226	22.165	<b>187</b>	16	1:43.591	53.476		27.287	224	22.828	186
5	1:41.716	52.622		26.754	<b>229</b>	22.340	187	17	1:44.844	55.216		27.027	225	22.601	186
6	1:43.469	53.489		26.784	221	23.196	187	18	2:00.599	1:10.900		27.120	225	22.579	184
7	<b>1:40.698</b>	<b>51.957</b>		<b>26.444</b>	229	22.297	185	19	1:44.463	53.581		27.422	222	23.460	182
8	1:41.761	53.346		26.508	228	<b>21.907</b>	186	20	1:44.134	54.165		27.245	225	22.724	186
9	1:41.254	52.518		26.494	222	22.242	187	21	1:42.925	53.091		27.133	224	22.701	184
10	2:15.187	1:20.554		26.882	227	27.751		22	1:44.356	54.327		26.874	228	23.155	178
11	7:18.181	6:26.942		28.039	220	23.200	182	23	1:43.997	54.253		27.442	221	22.302	184
12	1:44.013	53.892		27.502	220	22.619	185	24	1:57.734	53.716		27.320	224	36.698	

<b>15</b> Swen Dolenc, GER/ Martin Ragginger, AUT								<b>theoretical besttime: 1:40.250</b>							
1	2:34.334	1:11.809		34.043	147	48.482		14	3:28.354	2:38.735		26.971	224	22.648	187
2	2:07.489	1:17.230		27.649	221	22.610	186	15	1:40.869	52.165		26.473	232	22.231	187
3	1:44.473	54.745		26.872	225	22.856	187	16	<b>1:40.314</b>	52.004		<b>26.221</b>	<b>233</b>	<b>22.089</b>	187
4	1:42.627	53.104		27.198	223	22.325	184	17	1:48.394	52.824		29.720	103	25.850	187
5	1:50.989	1:01.083		27.696	223	22.210	186	18	1:40.681	<b>51.940</b>		26.649	224	22.092	186



# ADAC GT Masters

## Lap analysis Freies Training 2



Provisional

Nürburgring, Length: 3618 m  
 Air temperature: 11.8°C  
 Track temperature: 11.5°C  
 Weather condition: Wet

**DMSB** Reg. Nr.: 229/2012  
Deutscher Motor Sport Bund e.V.

Friday 13.7.2012 09:45

**ADAC Masters  
Weekend**

Lap	Time	SE1	SP1	SE2	SP2	SE3	SP3	Lap	Time	SE1	SP1	SE2	SP2	SE3	SP3
6	1:53.893	1:04.769		26.938	228	22.186	187	19	1:44.015	52.473		26.891	182	24.651	185
7	1:42.437	53.206		27.003	228	22.228	185	20	1:42.256	52.665		27.129	228	22.462	188
8	1:42.848	53.381		26.999	227	22.468	186	21	1:49.706	52.177		26.923	206	30.606	
9	1:44.678	54.126		27.246	220	23.306	186	22	3:20.093	2:31.087		26.674	230	22.332	188
10	1:42.158	53.056		26.871	229	22.231	187	23	1:42.757	53.616		26.652	224	22.489	<b>189</b>
11	1:42.289	53.512		26.491	233	22.286	185	24	1:42.364	53.532		26.485	230	22.347	187
12	1:42.647	53.370		26.978	227	22.299	185	25	2:03.332	59.062		28.112	202	36.158	
13	1:54.867	58.429		28.327	215	28.111									

**16** Andrina Gugger, SUI/ Otto Klohs, GER

theoretical besttime: 1:43.942

1	2:45.877	1:21.632		31.368	191	52.877		13	1:48.009	55.126		28.384	213	24.499	183
2	2:13.825	1:20.507		29.406	202	23.912	184	14	1:49.567	58.137		28.202	214	23.228	185
3	1:47.475	55.302		27.800	213	24.373	173	15	1:46.114	54.380		27.976	216	23.758	181
4	2:08.212	1:15.376		29.012	211	23.824	182	16	1:46.564	54.650		28.498	211	23.416	185
5	1:46.824	54.512		28.822	209	23.490	184	17	1:46.174	54.984		28.030	219	23.160	185
6	1:49.411	56.959		27.685	211	24.767	183	18	1:44.625	54.122		27.486	214	23.017	<b>186</b>
7	1:46.225	55.324		27.774	216	23.127	184	19	<b>1:44.333</b>	54.174		<b>27.248</b>	218	22.911	184
8	1:46.053	55.272		27.479	<b>222</b>	23.302	184	20	2:05.033	1:13.282		28.087	216	23.664	184
9	1:47.084	55.438		27.930	218	23.716	185	21	1:45.444	55.121		27.443	221	<b>22.880</b>	183
10	1:45.413	54.830		27.477	217	23.106	185	22	1:44.515	<b>53.814</b>		27.648	220	23.053	182
11	1:56.242	59.015		27.657	218	29.570		23	1:44.633	54.101		27.506	219	23.026	184
12	3:38.639	2:44.963		28.796	206	24.880	184	24	3:46.482	2:39.845		30.182	198	36.455	

**17** Remo Lips, SUI/ Frank Schmickler, GER

theoretical besttime: 1:41.984

1	2:29.541	1:08.837		35.233	150	45.471		13	1:52.666	55.546		27.762	223	29.358	
2	2:18.079	1:23.559		30.030	188	24.490	166	14	4:41.349	3:45.614		28.375	215	27.360	176
3	1:54.418	58.059		28.829	183	27.530	178	15	1:48.619	57.786		27.113	224	23.720	181
4	1:47.992	56.540		28.156	217	23.296	181	16	1:51.636	54.628		28.291	215	28.717	
5	1:45.746	54.807		27.610	220	23.329	179	17	2:54.669	2:04.620		27.287	224	22.762	182
6	1:45.440	54.720		27.490	224	23.230	180	18	1:44.653	54.895		27.008	224	22.750	<b>184</b>
7	1:44.725	54.357		27.260	225	23.108	179	19	1:43.627	54.354		26.614	229	22.659	183
8	1:58.463	58.265		28.751	212	31.447		20	<b>1:41.984</b>	<b>53.230</b>		<b>26.297</b>	<b>230</b>	<b>22.457</b>	183
9	3:40.666	2:48.772		27.672	220	24.222	182	21	1:46.619	57.030		26.827	225	22.762	183
10	2:40.601	1:47.648		29.445	198	23.508	180	22	1:42.394	53.518		26.414	227	22.462	182
11	1:45.773	54.762		28.158	216	22.853	181	23	1:51.361	54.414		27.073	217	29.874	
12	1:43.649	53.870		27.236	228	22.543	181								

**18** Toni Seiler, SUI/ Frank Kechele, GER

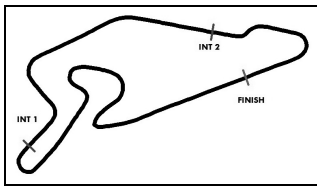
theoretical besttime: 1:40.289

0	1:03.720			34.439	192	35.464		12	1:46.851	52.420		26.666	230	27.765	
1	3:06.330	2:10.436		30.853	197	25.041	183	13	3:20.784	2:28.622		28.520	213	23.642	179
2	1:42.510	53.552		26.553	232	22.405	184	14	2:15.574	1:15.191		34.399	143	25.984	182
3	1:42.068	53.379		26.465	233	22.224	186	15	1:47.826	56.116		28.526	215	23.184	181
4	1:42.590	54.309		26.123	235	22.158	186	16	1:46.133	55.271		27.610	228	23.252	182
5	1:41.009	52.461		26.131	234	22.417	186	17	1:48.163	57.009		28.036	223	23.118	182
6	1:41.460	53.178		26.006	234	22.276	<b>187</b>	18	1:50.630	55.114		31.423	204	24.093	185
7	1:48.745	52.769		27.254	226	28.722		19	1:55.225	54.926		27.837	215	32.462	
8	3:47.512	2:58.233		26.875	228	22.404	184	20	2:59.185	2:06.045		29.307	217	23.833	177
9	1:41.074	52.587		<b>25.998</b>	234	22.489	184	21	1:47.419	55.413		28.245	217	23.761	177
10	1:40.792	52.766		26.086	<b>235</b>	<b>21.940</b>	184	22	1:47.731	54.595		28.277	217	24.859	181
11	<b>1:40.565</b>	<b>52.351</b>		26.001	235	22.213	185	23	2:02.159	56.566		29.741	201	35.852	

**19** Abdulaziz Al Faisal, KSA/ Mirko Bortolotti, ITA

theoretical besttime: 1:41.814

1	2:04.807	42.625		33.102	146	49.080		12	1:43.233	53.579		27.068	222	22.586	<b>178</b>
2	2:22.865	1:31.486		27.812	219	23.567	176	13	1:44.392	54.309		27.155	224	22.928	176
3	1:43.942	54.072		27.220	216	22.650	176	14	2:02.451	1:12.371		27.179	224	22.901	177
4	1:42.928	53.942		<b>26.264</b>	225	22.722	175	15	1:50.870	56.005		27.069	225	27.796	
5	1:43.320	54.023		26.371	225	22.926	177	16	3:35.778	2:44.019		28.646	219	23.113	178
6	1:50.440	53.980		26.960	225	29.500		17	1:44.454	54.458		27.143	226	22.853	177
7	5:18.423	4:25.874		26.837	225	25.712	178	18	1:44.295	54.265		27.343	225	22.687	177
8	1:51.284	53.592		26.811	<b>227</b>	30.881	178	19	1:43.660	53.652		26.972	224	23.036	176
9	<b>1:42.377</b>	53.316		26.481	226	<b>22.580</b>	177	20	1:43.551	53.584		27.251	226	22.716	177
10	1:48.392	<b>52.970</b>		27.709	227	27.713		21	1:48.872	53.395		27.080	224	28.397	



# ADAC GT Masters

## Lap analysis Freies Training 2



Provisional

Nürburgring, Length: 3618 m  
 Air temperature: 11.8°C  
 Track temperature: 11.5°C  
 Weather condition: Wet

**DMSB** Reg. Nr.: 229/2012  
Deutscher Motor Sport Bund e.V.



Friday 13.7.2012 09:45

Lap	Time	SE1	SP1	SE2	SP2	SE3	SP3	Lap	Time	SE1	SP1	SE2	SP2	SE3	SP3
11	4:22.102	3:31.565		27.427	224	23.110	176								

**20** Claudia Hürtgen, GER/ Dominik Schwager, GER

theoretical besttime: 1:40.874

1	1:41.163	31.014		32.451	171	37.698		13	1:41.155	52.968		<b>26.279</b>	227	21.908	180
2	2:09.599	1:18.279		28.429	213	22.891	177	14	1:47.452	53.569		26.365	226	27.518	
3	1:43.713	54.353		27.070	221	22.290	178	15	3:21.224	2:31.524		27.274	224	22.426	177
4	1:43.551	53.999		26.975	227	22.577	178	16	1:42.390	53.241		26.915	226	22.234	179
5	1:44.580	54.354		26.936	215	23.290	179	17	1:43.315	53.814		27.195	225	22.306	180
6	1:51.420	53.893		27.006	220	30.521		18	1:42.352	53.029		27.120	224	22.203	180
7	5:05.139	4:14.919		27.674	224	22.546	179	19	1:48.338	53.303		26.977	224	28.058	
8	1:41.852	53.105		26.498	227	22.249	180	20	4:05.288	3:15.395		27.484	225	22.409	180
9	1:42.701	53.808		26.466	<b>229</b>	22.427	180	21	1:43.105	53.191		27.229	224	22.685	179
10	1:41.164	<b>52.808</b>		26.309	228	22.047	180	22	1:42.271	53.106		26.941	225	22.224	180
11	<b>1:41.097</b>	52.975		26.335	227	<b>21.787</b>	180	23	1:48.912	53.200		27.022	224	28.690	
12	1:41.353	53.110		26.309	227	21.934	<b>181</b>								

**21** Edward Sandström, SWE/ Christopher Mies, GER

theoretical besttime: 1:39.880

1	2:31.912	1:09.714		35.158	141	47.040		13	1:40.893	53.079		26.035	229	<b>21.779</b>	183
2	2:08.422	1:18.731		26.730	209	22.961	178	14	1:42.266	52.759		27.459	225	22.048	181
3	1:43.529	54.799		26.692	226	22.038	180	15	1:41.455	52.569		26.496	230	22.390	180
4	1:42.066	52.938		26.709	226	22.419	179	16	1:41.179	53.205		25.922	231	22.052	181
5	1:42.056	52.822		26.746	227	22.488	179	17	1:41.032	52.454		26.437	227	22.141	182
6	1:41.956	52.753		26.768	227	22.435	180	18	<b>1:40.372</b>	52.432		25.880	229	22.060	179
7	1:47.285	53.115		26.730	228	27.440		19	1:40.428	<b>52.305</b>		25.899	231	22.224	182
8	5:11.635	4:22.671		26.635	228	22.329	178	20	1:43.023	54.074		26.435	221	22.514	182
9	1:42.310	53.050		26.711	228	22.549	180	21	1:46.451	58.146		26.358	229	21.947	<b>183</b>
10	1:42.429	53.432		26.735	228	22.262	179	22	1:44.993	52.986		27.057	230	24.950	183
11	1:47.445	52.602		26.743	228	28.100		23	1:40.485	52.389		<b>25.796</b>	<b>232</b>	22.300	181
12	3:21.236	2:32.977		26.231	228	22.028	181	24	1:50.082	53.665		26.412	229	30.005	

**22** Christian Abt, GER/ Luca Ludwig, GER

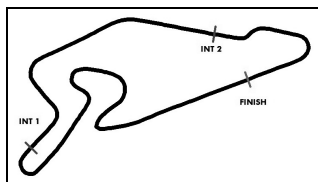
theoretical besttime: 1:39.736

1	2:21.658	56.216		31.051	171	54.391		13	1:45.764	52.293		26.310	<b>229</b>	27.161	
2	2:12.080	1:20.916		27.021	213	24.143	177	14	3:14.054	2:24.836		27.119	225	22.099	181
3	1:42.050	53.164		26.612	226	22.274	179	15	1:40.860	52.354		26.580	227	21.926	181
4	1:41.275	52.765		26.480	227	22.030	179	16	<b>1:39.943</b>	<b>51.784</b>		26.302	227	21.857	179
5	1:41.079	52.516		26.321	227	22.242	180	17	1:40.978	52.297		26.437	227	22.244	180
6	1:41.022	52.281		26.502	228	22.239	180	18	1:47.549	53.035		26.697	228	27.817	
7	1:46.468	53.347		26.497	228	26.624		19	3:56.824	3:07.675		26.781	227	22.368	182
8	3:11.352	2:21.573		27.501	220	22.278	180	20	1:40.794	52.464		26.209	227	22.121	181
9	1:40.972	52.470		26.433	228	22.069	180	21	1:46.731	55.390		27.269	227	24.072	181
10	1:41.008	52.435		26.217	228	22.356	176	22	1:40.713	52.036		<b>26.096</b>	228	22.581	181
11	1:42.232	53.697		26.542	228	21.993	180	23	1:40.392	52.440		<b>26.096</b>	227	<b>21.856</b>	<b>182</b>
12	1:40.974	52.423		26.343	228	22.208	181	24	1:48.218	51.942		<b>26.096</b>	227	30.180	

**23** Martin Matzke, CZE/ Fredrik Lestrup, SWE

theoretical besttime: 1:42.231

1	1:09.941	1.747		30.258	162	37.936		14	1:42.985	53.392		27.262	227	22.331	179
2	2:15.074	1:23.956		27.899	216	23.219	175	15	1:49.327	53.767		27.381	<b>228</b>	28.179	
3	1:45.475	55.118		27.526	216	22.831	<b>179</b>	16	4:42.745	3:51.497		28.020	218	23.228	179
4	1:44.678	54.500		27.575	225	22.603	177	17	1:45.107	54.929		27.200	225	22.978	178
5	1:43.703	53.811		27.107	226	22.785	178	18	1:44.733	54.675		27.302	225	22.756	179
6	1:46.357	55.773		28.040	227	22.544	177	19	1:44.696	54.135		27.693	224	22.868	179
7	1:43.244	54.144		<b>26.999</b>	226	<b>22.101</b>	179	20	1:46.347	55.009		28.237	224	23.101	178
8	1:43.522	53.473		27.731	226	22.318	178	21	1:44.043	54.094		27.308	226	22.641	179
9	1:54.024	53.984		29.238	209	30.802		22	1:43.426	53.603		27.371	227	22.452	178
10	5:37.454	4:47.016		27.798	227	22.640	178	23	1:44.097	54.400		27.274	226	22.423	179
11	1:43.713	54.325		27.170	226	22.218	178	24	1:44.396	53.770		28.307	201	22.319	179
12	<b>1:42.537</b>	53.138		27.105	226	22.294	177	25		54.342		27.530	197		
13	1:42.910	<b>53.131</b>		27.325	227	22.454	178								



# ADAC GT Masters

## Lap analysis Freies Training 2



Provisional

Nürburgring, Length: 3618 m

Air temperature: 11.8°C

Track temperature: 11.5°C

Weather condition: Wet

**DMSB** Reg. Nr.: 229/2012  
Deutscher Motor Sport Bund e.V.

Friday 13.7.2012 09:45



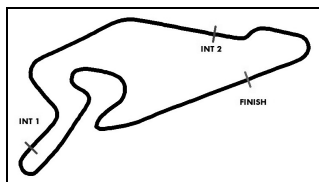
Lap	Time	SE1	SP1	SE2	SP2	SE3	SP3	Lap	Time	SE1	SP1	SE2	SP2	SE3	SP3
<b>24</b> Marc Hayek, SUI/ Peter Kox, NED								<b>theoretical besttime: 1:41.075</b>							
1	2:06.114	47.428		30.032	151	48.654		13	1:42.007	52.663		26.984	220	22.360	182
2	2:20.731	1:29.314		28.094	212	23.323	180	14	1:45.696	53.084		<b>26.214</b>	229	26.398	
3	1:43.190	53.648		26.904	225	22.638	181	15	6:07.919	5:18.854		26.657	229	22.408	182
4	1:42.683	53.331		26.687	226	22.665	181	16	1:41.673	53.033		26.383	229	22.257	181
5	1:42.681	53.530		26.649	227	22.502	182	17	1:41.829	52.942		26.571	229	22.316	181
6	1:51.347	53.837		27.431	218	30.079		18	1:42.642	53.448		26.688	229	22.506	180
7	6:02.044	5:12.515		26.626	224	22.903	179	19	1:42.119	52.945		26.608	<b>230</b>	22.566	180
8	1:41.587	52.946		26.302	229	22.339	181	20	1:42.040	52.926		26.459	230	22.655	181
9	1:42.322	52.966		26.753	219	22.603	176	21	1:41.960	52.995		26.380	228	22.585	180
10	1:41.473	52.689		26.584	229	<b>22.200</b>	182	22	1:42.306	53.397		26.509	224	22.400	<b>182</b>
11	<b>1:41.379</b>	<b>52.661</b>		26.389	229	22.329	182	23	2:23.474	1:03.519		42.169	112	37.786	
12	1:41.380	52.848		26.276	229	22.256	181								

<b>25</b> Georg Engelhardt, GER/ Marco Seefried, GER								<b>theoretical besttime: 3:01.360</b>							
1	2:59.589	1:24.099		32.990	<b>149</b>	1:02.500		3		<b>2:29.315</b>		33.697	127		
2	36:05.165	34:53.866		<b>32.045</b>	145	39.254									

<b>26</b> Rene Bourdeaux, GER/ Alfred Renauer, GER								<b>theoretical besttime: 1:41.945</b>							
1	2:48.671	1:22.478		31.125	191	55.068		13	4:18.761	3:29.314		26.856	224	22.591	185
2	2:29.390	1:38.241		27.695	211	23.454	181	14	1:42.682	53.557		26.574	<b>229</b>	22.551	185
3	1:45.971	54.309		27.688	214	23.974	178	15	1:42.680	53.524		26.746	226	22.410	186
4	1:46.577	56.127		27.320	220	23.130	184	16	2:19.961	1:17.989		33.807	105	28.165	186
5	1:44.931	53.533		27.937	219	23.461	179	17	1:43.618	54.384		26.783	225	22.451	186
6	1:49.567	53.786		27.235	216	28.546		18	1:42.945	53.510		27.012	224	22.423	<b>187</b>
7	3:03.915	2:13.593		27.313	218	23.009	183	19	1:50.643	53.882		26.921	219	29.840	
8	1:44.390	54.758		27.026	221	22.606	183	20	3:24.569	2:12.849		46.875	136	24.845	185
9	1:43.086	53.560		26.971	222	22.555	184	21	<b>1:42.417</b>	53.737		<b>26.385</b>	227	<b>22.295</b>	186
10	1:43.700	54.085		26.799	224	22.816	184	22	1:42.637	<b>53.265</b>		26.463	226	22.909	183
11	1:43.385	53.500		26.933	222	22.952	183	23	1:43.398	54.181		26.561	219	22.656	187
12	1:48.752	53.421		26.934	219	28.397		24	2:11.805	1:05.371		28.826	195	37.608	

<b>27</b> Andreas Wirth, GER/ Heinz-Harald Frentzen, GER								<b>theoretical besttime: 1:40.388</b>							
0	2:57.080	2:04.966		28.304	170	23.810	184	11	<b>1:40.401</b>	<b>52.161</b>		26.249	234	<b>21.991</b>	184
1	1:42.734	53.034		26.418	227	23.282	185	12	1:46.531	52.674		<b>26.236</b>	231	27.621	
2	1:41.627	52.703		26.339	227	22.585	185	13	6:43.793	5:51.599		29.084	216	23.110	185
3	1:42.556	52.431		27.280	199	22.845	186	14	1:42.873	53.435		26.612	230	22.826	184
4	1:41.597	52.616		26.421	233	22.560	186	15	1:42.498	53.447		26.450	233	22.601	184
5	1:44.376	52.829		27.860	186	23.687	185	16	1:44.901	53.798		28.046	229	23.057	184
6	1:40.893	52.440		26.396	232	22.057	186	17	1:42.649	53.537		26.518	234	22.594	<b>187</b>
7	1:45.747	52.609		26.550	232	26.588		18	1:50.384	54.870		31.407	154	24.107	186
8	5:17.554	4:28.414		26.960	220	22.180	186	19	1:43.152	53.573		26.672	<b>236</b>	22.907	186
9	1:40.875	52.216		26.628	233	22.031	185	20	1:51.229	53.663		26.756	225	30.810	
10	1:41.888	52.685		26.718	233	22.485	186								

<b>28</b> Diego Alessi, ITA/ Daniel Keilwitz, GER								<b>theoretical besttime: 1:40.993</b>							
0	2:27.283	1:37.938		26.439	230	22.906	184	13	1:42.270	53.418		26.723	234	22.129	185
1	1:43.017	52.868		27.649	206	22.500	185	14	1:49.451	54.507		30.485	187	24.459	185
2	<b>1:41.514</b>	<b>52.539</b>		26.357	232	22.618	184	15	1:42.516	53.257		26.834	234	22.425	186
3	1:43.817	53.435		27.813	200	22.569	185	16	1:42.211	53.305		26.583	235	22.323	185
4	1:42.778	53.093		26.880	226	22.805	184	17	1:44.853	54.520		27.617	225	22.716	185
5	2:27.185	1:38.183		26.361	233	22.641	185	18	1:53.214	53.912		32.647	186	26.655	185
6	1:43.614	54.211		26.827	233	22.576	185	19	1:51.823	54.231		27.830	193	29.762	186
7	1:42.891	53.931		26.505	234	22.455	184	20	1:41.701	52.729		26.673	234	22.299	184
8	1:41.841	52.966		<b>26.350</b>	<b>235</b>	22.525	185	21	1:41.812	53.269		26.439	234	<b>22.104</b>	<b>186</b>
9	1:49.736	54.567		26.367	234	28.802		22	1:41.666	52.790		26.632	234	22.244	185
10	5:30.877	4:41.694		26.792	231	22.391	184	23	1:44.174	54.653		26.693	234	22.828	185
11	1:43.274	53.962		26.958	229	22.354	185	24	2:06.587	1:00.572		30.389	178	35.626	
12	1:43.495	53.652		27.309	234	22.534	183								



# ADAC GT Masters

## Lap analysis Freies Training 2



Provisional

Nürburgring, Length: 3618 m

Air temperature: 11.8°C

Track temperature: 11.5°C

Weather condition: Wet

**DMSB** Reg. Nr.: 229/2012  
Deutscher Motor Sport Bund e.V.

Friday 13.7.2012 09:45

**ADAC Masters  
Weekend**

Lap	Time	SE1	SP1	SE2	SP2	SE3	SP3	Lap	Time	SE1	SP1	SE2	SP2	SE3	SP3
<b>29</b> Robert Renauer, GER/ Nicki Thiim, DEN								<b>theoretical besttime: 1:39.714</b>							
1	2:13.320	51.477		31.731	155	50.112		11	1:40.461	52.594		25.920	234	21.947	<b>185</b>
2	2:15.672	1:25.940		27.089	218	22.643	182	12	2:13.549	1:21.427		28.832	196	23.290	184
3	1:45.583	53.120		26.964	217	25.499	182	13	<b>1:40.232</b>	52.634		<b>25.911</b>	231	<b>21.687</b>	184
4	1:40.585	52.255		26.003	233	22.327	182	14	1:48.409	52.334		25.938	234	30.137	
5	1:40.629	52.122		26.041	231	22.466	183	15	5:20.118	4:09.215		45.428	106	25.475	138
6	1:46.630	<b>52.116</b>		26.045	233	28.469		16	1:51.694	1:00.446		26.753	199	24.495	185
7	5:18.618	4:29.217		27.107	227	22.294	184	17	1:40.877	52.482		26.412	228	21.983	185
8	1:44.970	53.846		26.252	227	24.872	184	18	1:40.662	52.535		26.235	231	21.892	184
9	1:41.404	52.951		26.228	232	22.225	184	19	1:54.171	55.492		27.265	219	31.414	
10	1:40.981	53.055		26.198	<b>235</b>	21.728	185								

Lap	Time	SE1	SP1	SE2	SP2	SE3	SP3	Lap	Time	SE1	SP1	SE2	SP2	SE3	SP3
<b>31</b> Michael Schulze, GER/ Tobias Schulze, GER								<b>theoretical besttime: 1:42.834</b>							
1	2:38.596	1:14.539		32.910	136	51.147		12	5:33.004	4:40.712		27.857	222	24.435	177
2	2:16.148	1:23.121		27.801	217	25.226	169	13	1:43.996	54.531		27.002	224	22.463	180
3	1:48.309	56.997		28.003	214	23.309	177	14	1:44.328	54.993		26.903	225	22.432	179
4	1:49.185	56.564		28.205	208	24.416	175	15	1:44.349	54.338		27.355	222	22.656	179
5	1:46.322	55.072		27.470	220	23.780	177	16	1:43.305	53.909		<b>26.899</b>	<b>227</b>	<b>22.497</b>	179
6	1:45.850	55.238		27.407	221	23.205	178	17	<b>1:42.947</b>	<b>53.860</b>		27.012	224	<b>22.075</b>	<b>181</b>
7	1:45.850	55.381		27.876	220	22.593	178	18	1:51.040	54.886		27.465	216	28.689	
8	1:47.003	55.257		28.884	219	22.862	179	19	3:38.413	2:45.460		28.966	206	23.987	171
9	1:44.461	54.934		27.189	224	22.338	179	20	1:48.799	57.154		28.051	184	23.594	176
10	1:44.368	54.482		27.090	221	22.796	176	21	1:48.363	57.621		27.895	196	22.847	179
11	1:54.636	55.792		28.482	187	30.362		22	1:54.737	55.329		28.723	164	30.685	

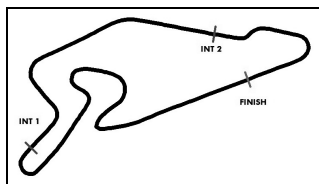
Lap	Time	SE1	SP1	SE2	SP2	SE3	SP3	Lap	Time	SE1	SP1	SE2	SP2	SE3	SP3
<b>32</b> Ferdinand Stuck, AUT/ Johannes Stuck, AUT								<b>theoretical besttime: 1:46.717</b>							
0	<b>3:06.565</b>	2:13.075		28.984	202	<b>24.506</b>	<b>175</b>	1	1:56.902	<b>54.892</b>		<b>27.319</b>	<b>215</b>	34.691	

Lap	Time	SE1	SP1	SE2	SP2	SE3	SP3	Lap	Time	SE1	SP1	SE2	SP2	SE3	SP3
<b>33</b> Kristian Poulsen, DEN/ Christoffer Nygaard, DEN								<b>theoretical besttime: 1:41.184</b>							
0	3:00.070	2:09.874		27.191	219	23.005	179	10	1:45.155	55.696		26.912	226	22.547	180
1	1:43.502	54.497		26.689	224	22.316	180	11	1:43.566	54.213		26.708	226	22.645	178
2	1:42.223	53.644		26.660	227	21.919	180	12	1:43.815	54.523		26.812	226	22.480	180
3	1:42.878	53.399		26.755	229	22.724	177	13	1:43.098	53.901		26.714	226	22.483	181
4	1:43.195	<b>53.073</b>		27.472	219	22.650	176	14	1:43.012	53.472		26.814	227	22.726	181
5	1:50.156	54.829		<b>26.316</b>	229	29.011		15	1:42.607	53.389		26.638	223	22.580	181
6	7:33.146	6:43.787		27.052	228	22.307	175	16	1:43.760	54.255		27.088	226	22.417	181
7	1:42.206	53.757		26.654	228	<b>21.795</b>	181	17	1:42.735	53.618		26.758	225	22.359	181
8	1:50.115	54.678		27.371	228	28.066		18	<b>1:42.120</b>	53.311		26.549	<b>230</b>	<b>22.260</b>	<b>182</b>
9	5:52.727	5:02.202		27.511	222	23.014	179	19	1:48.805	53.932		26.850	224	28.023	

Lap	Time	SE1	SP1	SE2	SP2	SE3	SP3	Lap	Time	SE1	SP1	SE2	SP2	SE3	SP3
<b>34</b> Christian Bracke, GER/ Max Sandritter, GER								<b>theoretical besttime: 1:41.393</b>							
1	2:24.090	1:02.663		33.186	178	48.241		13	1:45.023	55.380		26.922	226	22.721	176
2	2:45.116	1:49.887		29.989	212	25.240	176	14	1:44.445	54.452		26.703	229	23.290	187
3	1:54.936	1:00.021		29.873	210	25.042	176	15	1:45.442	56.000		26.967	225	22.475	186
4	1:54.229	1:00.381		29.396	211	24.452	179	16	1:43.283	53.761		26.971	227	22.551	187
5	1:58.530	1:02.030		31.104	190	25.396	180	17	1:42.753	53.783		26.821	227	22.149	<b>188</b>
6	1:56.513	1:02.109		29.889	220	24.515	175	18	1:44.122	54.477		27.059	228	22.586	186
7	1:50.379	57.684		28.363	221	24.332	180	19	1:46.610	57.159		26.914	227	22.537	187
8	1:54.773	59.930		30.331	207	24.512	178	20	1:44.275	54.529		26.997	229	22.749	186
9	1:51.029	58.196		28.932	222	23.901	182	21	1:43.699	54.692		26.655	228	22.352	187
10	2:15.391	1:21.958		29.185	218	24.248	179	22	<b>1:41.393</b>	<b>52.854</b>		<b>26.449</b>	<b>231</b>	<b>22.090</b>	188
11	2:02.438	59.141		29.651	203	33.646		23	1:43.089	53.629		26.869	221	22.591	187
12	5:48.358	4:58.030		27.276	226	23.052	187	24	1:55.878	54.061		29.419	204	32.398	

Lap	Time	SE1	SP1	SE2	SP2	SE3	SP3	Lap	Time	SE1	SP1	SE2	SP2	SE3	SP3
<b>35</b> Achim Winter, GER/ Charlie Geipel, GER								<b>theoretical besttime: 1:43.536</b>							
1	7:49.540							12	1:57.410	57.779		28.698	211	30.933	
2	2:51.158	1:53.552		31.645	194	25.961	170	13	4:50.754	3:57.022		28.175	209	25.557	167
3	1:58.410	1:01.219		31.146	195	26.045	175	14	1:46.798	56.816		27.234	221	22.748	183
4	1:54.593	59.471		30.048	206	25.074	177	15	1:44.806	54.213		27.718	223	22.875	<b>183</b>
5	1:52.892	58.119		29.962	205	24.811	177	16	1:44.978	54.562		27.374	224	23.042	182
6	1:53.480	58.436		29.598	212	25.446	180	17	1:45.803	55.449		27.256	223	23.098	183





# ADAC GT Masters

## Lap analysis Freies Training 2



Provisional

Nürburgring, Length: 3618 m

Air temperature: 11.8°C

Track temperature: 11.5°C

Weather condition: Wet

**DMSB** Reg. Nr.: 229/2012  
Deutscher Motor Sport Bund e.V.

Friday 13.7.2012 09:45

**ADAC Masters  
Weekend**

Lap	Time	SE1	SP1	SE2	SP2	SE3	SP3	Lap	Time	SE1	SP1	SE2	SP2	SE3	SP3
7	1:52.954	58.631		29.601	210	24.722	181	18	<b>1:43.682</b>	<b>53.980</b>		<b>26.933</b>	<b>225</b>	22.769	183
8	1:51.044	57.909		29.158	212	23.977	182	19	1:44.652	54.694		27.169	224	22.789	183
9	1:51.559	57.664		28.970	208	24.925	180	20	1:44.851	55.032		27.196	222	<b>22.623</b>	183
10	1:52.251	58.601		29.098	211	24.552	179	21	1:44.925	54.697		27.359	222	22.869	182
11	1:50.156	57.295		28.958	211	23.903	181	22	1:54.397	55.294		27.280	224	31.823	

**36** Christian Engelhart, GER/ Sean Edwards, GBR

**theoretical besttime: 1:41.443**

1	40:15.041							4	<b>1:41.443</b>	<b>53.091</b>		<b>26.288</b>	<b>232</b>	<b>22.064</b>	<b>184</b>
2	2:02.765	1:12.374		27.304	221	23.087	182	5	1:49.589	54.798		26.623	227	28.168	
3	1:42.375	53.521		26.532	227	22.322	183								

**37** Sascha Bert, GER/ Christopher Brück, GER

**theoretical besttime: 1:41.715**

0	3:30.248	2:38.665		28.529	214	23.054	181	10	1:47.533	53.075		26.838	224	27.620	
1	1:45.604	55.229		27.525	220	22.850	184	11	3:18.369	2:27.208		27.969	208	23.192	182
2	1:45.112	54.453		27.822	219	22.837	184	12	1:44.137	54.138		27.446	221	22.553	184
3	1:43.846	53.992		27.199	226	22.655	184	13	1:43.771	53.836		27.511	223	22.424	183
4	1:44.983	54.285		27.516	225	23.182	184	14	1:43.419	53.953		26.929	226	22.537	183
5	1:50.130	53.995		27.674	221	28.461		15	1:43.736	54.148		27.136	228	22.452	184
6	12:22.991	11:31.100		27.269	228	24.622	182	16	1:43.600	53.957		27.129	227	22.514	184
7	1:43.722	54.201		27.010	228	22.511	184	17	1:43.268	53.619		27.115	228	22.534	185
8	1:42.343	53.249		26.745	<b>231</b>	22.349	184	18	1:58.032	55.706		28.921	211	33.405	
9	<b>1:41.715</b>	<b>52.913</b>		<b>26.601</b>	229	<b>22.201</b>	<b>185</b>								

**38** Jesse Krohn, FIN/ Nicolas Verdonck, BEL

**theoretical besttime: 1:40.087**

1	2:26.337	1:03.338		33.560	168	49.439		11	1:41.942	53.912		26.160	231	21.870	182
2	2:10.331	1:19.904		27.370	219	23.057	180	12	1:41.089	52.785		26.403	231	21.901	182
3	1:41.969	52.877		26.265	224	22.827	179	13	<b>1:40.409</b>	<b>52.227</b>		26.287	229	21.895	181
4	1:42.820	54.183		26.484	226	22.153	180	14	1:40.615	52.262		26.580	<b>231</b>	<b>21.773</b>	182
5	1:41.819	53.129		26.617	226	22.073	181	15	1:46.094	52.470		<b>26.087</b>	230	27.537	
6	1:59.966	1:10.922		26.674	225	22.370	178	16	5:11.560	4:20.199		27.925	219	23.436	180
7	1:44.465	55.744		26.667	223	22.054	178	17	1:44.646	54.602		27.219	223	22.825	181
8	1:41.400	53.305		26.302	229	21.793	181	18	1:43.823	53.958		27.186	226	22.679	181
9	1:48.565	1:00.008		26.344	229	22.213	180	19	1:42.767	52.877		27.608	221	22.282	<b>183</b>
10	1:54.035	1:06.033		26.132	229	21.870	181								

**40** Rene Rast, GER/ Christian Mamerow, GER

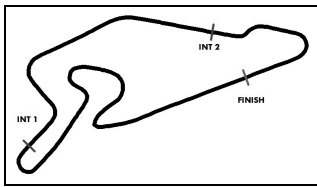
**theoretical besttime: 1:39.153**

1	1:12.258	4.276		31.869	136	36.113		12	1:50.819	52.741		27.084	221	30.994	
2	2:35.613	1:43.993		28.535	222	23.085	180	13	5:39.187	4:44.178		30.194	128	24.815	181
3	1:40.384	52.011		26.173	228	22.200	181	14	1:40.713	52.501		26.226	230	21.986	181
4	1:39.682	<b>51.363</b>		26.121	230	22.198	182	15	1:40.582	52.101		26.051	231	22.430	179
5	1:41.869	52.773		26.844	225	22.252	<b>183</b>	16	1:49.507	52.662		28.071	217	28.774	
6	1:44.431	52.731		27.421	205	24.279	181	17	4:32.308	3:43.761		26.532	219	22.015	183
7	1:41.811	53.216		26.504	229	22.091	183	18	1:40.551	52.438		<b>25.962</b>	230	22.151	182
8	1:40.110	51.630		26.332	<b>231</b>	22.148	182	19	1:40.448	52.223		26.052	230	22.173	181
9	1:51.372	55.773		27.100	230	28.499		20	1:39.409	51.504		26.077	230	<b>21.828</b>	183
10	4:05.307	3:15.914		27.024	229	22.369	180	21	<b>1:39.354</b>	51.395		26.034	230	21.925	183
11	1:40.018	51.791		26.224	231	22.003	179	22	1:53.523	54.142		27.333	229	32.048	

**41** Simon Knap, NED/ Jeroen den Boer, NED

**theoretical besttime: 1:42.207**

0	1:07.532			34.286	152	36.916		12	1:43.424	53.449		26.882	225	23.093	174
1	2:12.234	1:22.395		27.231	222	22.608	176	13	1:49.190	<b>53.275</b>		26.657	228	29.258	
2	1:43.770	53.985		26.946	222	22.839	177	14	3:58.840	3:06.057		28.560	205	24.223	179
3	1:43.468	53.774		26.800	225	22.894	175	15	1:43.988	54.148		26.891	224	22.949	<b>180</b>
4	1:44.792	54.135		26.871	220	23.786	174	16	1:42.795	53.632		26.703	227	22.460	179
5	1:51.535	53.817		27.151	218	30.567		17	<b>1:42.719</b>	53.532		26.877	227	22.310	180
6	6:12.398	5:22.504		27.217	225	22.677	177	18	1:44.824	54.501		27.390	223	22.933	177
7	1:43.629	53.651		26.774	227	23.204	177	19	1:42.727	53.795		<b>26.643</b>	<b>228</b>	<b>22.289</b>	180
8	1:44.486	54.657		27.131	226	22.698	176	20	1:43.679	54.246		26.866	226	22.567	180
9	1:44.075	54.949		26.748	228	22.378	178	21	1:43.267	53.925		26.887	227	22.455	178
10	1:43.772	54.173		27.207	224	22.392	174	22	1:43.798	54.304		26.992	227	22.502	179
11	1:43.937	54.010		27.100	225	22.827	178	23	2:02.947	57.816		27.899	217	37.232	



# ADAC GT Masters

## Lap analysis Freies Training 2



Provisional

Nürburgring, Length: 3618 m  
 Air temperature: 11.8°C  
 Track temperature: 11.5°C  
 Weather condition: Wet

**DMSB** Reg. Nr.: 229/2012  
Deutscher Motor Sport Bund e.V.

**ADAC Masters  
 Weekend**

Friday 13.7.2012 09:45

Lap	Time	SE1	SP1	SE2	SP2	SE3	SP3	Lap	Time	SE1	SP1	SE2	SP2	SE3	SP3
<b>42 Maximilian Mayer, GER/ Jan Seyffarth, GER</b>								<b>theoretical besttime: 1:40.653</b>							
0	2:18.113	1:28.270		27.191	221	22.652	180	11	1:48.875	56.523		28.456	214	23.896	182
1	1:43.418	53.979		26.837	225	22.602	182	12	1:47.396	56.032		28.232	215	23.132	182
2	1:44.114	53.605		26.973	215	23.536	181	13	1:47.037	54.887		28.157	215	23.993	182
3	1:49.007	53.957		26.491	225	28.559		14	1:46.141	54.950		28.138	215	23.053	183
4	5:07.466	4:10.107		30.395	167	26.964	181	15	1:46.473	54.913		28.366	213	23.194	181
5	1:43.904	54.684		27.005	225	22.215	183	16	1:46.963	55.258		27.713	219	23.992	175
6	1:41.877	53.357		26.649	227	21.871	<b>185</b>	17	1:53.733	1:01.535		29.014	206	23.184	181
7	<b>1:40.653</b>	<b>52.482</b>		<b>26.397</b>	<b>230</b>	<b>21.774</b>	184	18	1:44.688	54.367		27.537	220	22.784	183
8	1:41.785	53.512		26.473	<b>230</b>	21.800	184	19	1:44.363	53.929		27.829	221	22.605	181
9	1:49.143	52.989		26.565	222	29.589		20	1:49.250	55.521		30.114	204	23.615	180
10	8:34.843	7:42.204		28.771	212	23.868	179	21	1:58.061	55.384		28.874	210	33.803	

Lap	Time	SE1	SP1	SE2	SP2	SE3	SP3	Lap	Time	SE1	SP1	SE2	SP2	SE3	SP3
<b>43 Daniel Bohr, LUX/ Gottfried Grasser, AUT</b>								<b>theoretical besttime: 1:41.080</b>							
1	2:15.456	51.069		34.676	169	49.711		13	1:42.968	53.449		27.160	222	22.359	183
2	2:22.826	1:28.625		29.248	202	24.953	178	14	1:41.979	53.195		26.557	227	22.227	181
3	1:53.829	1:01.556		28.815	210	23.458	180	15	1:42.974	54.126		26.630	229	22.218	184
4	1:46.621	55.117		28.133	212	23.371	179	16	1:43.289	54.489		26.586	<b>229</b>	22.214	183
5	1:48.843	55.877		29.524	210	23.442	180	17	1:41.791	52.911		26.702	227	22.178	183
6	1:45.110	54.266		28.052	214	22.792	182	18	2:39.570	1:47.712		28.565	218	23.293	183
7	1:47.877	57.570		27.600	215	22.707	182	19	1:41.537	52.855		<b>26.555</b>	225	22.127	184
8	1:47.961	55.640		28.672	205	23.649	182	20	1:47.505	56.270		29.217	222	<b>22.018</b>	<b>185</b>
9	2:02.341	56.730		27.682	214	37.929	132	21	1:51.683	52.657		33.780	178	25.246	183
10	2:11.507	1:05.065		31.290	198	35.152		22	<b>1:41.437</b>	<b>52.507</b>		26.607	226	22.323	<b>185</b>
11	5:27.638	4:36.081		28.094	216	23.463	179	23	1:53.342	52.680		30.415	215	30.247	
12	1:43.732	54.175		27.070	223	22.487	183								

Lap	Time	SE1	SP1	SE2	SP2	SE3	SP3	Lap	Time	SE1	SP1	SE2	SP2	SE3	SP3
<b>44 Jan Stovicek, CZE/ Erik Janis, CZE</b>								<b>theoretical besttime: 1:42.831</b>							
1	3:33.381							13	1:48.660	56.318		28.505	212	23.837	179
2	2:31.873	1:25.547		37.920	102	28.406	151	14	1:48.041	55.976		28.370	213	23.695	179
3	2:11.498	1:09.253		35.904	140	26.341	176	15	1:50.753	58.517		28.545	215	23.691	179
4	1:53.573	57.115		31.784	200	24.674	177	16	1:49.546	54.826		29.041	188	25.679	178
5	1:49.104	56.005		28.805	210	24.294	177	17	1:47.093	55.112		28.354	214	23.627	179
6	1:55.885	59.774		31.896	210	24.215	177	18	1:49.587	56.302		29.526	212	23.759	179
7	1:52.214	56.279		31.108	203	24.827	177	19	1:59.350	56.062		30.434	209	32.854	
8	1:50.767	55.312		29.211	184	26.244	176	20	3:26.360	2:36.026		27.568	223	22.766	<b>183</b>
9	1:51.663	57.830		29.171	208	24.662	178	21	1:43.602	54.144		26.765	<b>229</b>	22.693	179
10	1:50.448	55.969		29.959	210	24.520	177	22	1:43.311	<b>53.622</b>		26.830	227	22.859	179
11	1:53.174	1:00.287		28.684	212	24.203	178	23	<b>1:43.251</b>	54.042		<b>26.556</b>	227	<b>22.653</b>	183
12	1:49.899	55.959		29.558	205	24.382	178	24	2:01.939	55.363		27.875	198	38.701	