

Ergebnis

ADAC Junior Cup

2012

V5 eni Motorrad Grand Prix Deutschland

vom

06. - 08.07.2012



3671 m.

Computerised results and timing service provided by **TISSOT**

Revised

Junior**eni MOTORRAD GRAND PRIX DEUTSCHLAND****Qualifying Practice Nr. 1****Best Partial Times***IT* Ideal Lap Time, sum of the best partial times*BT* Best Lap Time**T1****T2****T3****T4**

Pos	Rider	Time	Rider	Time	Rider	Time	Pos	Rider	Time	IT	BT
1	J.GEITNER	28.121	A.MICHAIL	32.472	A.MICHAIL	27.727	1	A.MICHAIL	28.693	2'01.039	2'01.370 (1)
2	K.RENTZSCH	28.226	C.ROSSI	33.192	C.ROSSI	28.095	2	A.MICHAIL	31.720	2'02.288	2'02.288 (2)
3	J.POSTMA	28.840	N.TIETZE	33.263	H.SOOMER	28.297	3	C.ROSSI	31.979	2'03.186	2'03.659 (4)
4	C.ROSSI	29.022	K.RENTZSCH	33.552	N.TIETZE	28.467	4	K.RENTZSCH	32.131	2'03.735	2'04.137 (6)
5	J.SCHMIDT	29.118	E.SACHMANN	33.771	F.KLINCK	28.503	5	J.GEITNER	32.258	2'03.804	2'03.928 (5)
6	A.MICHAIL	29.120	J.GEITNER	33.786	C.STANGE	28.724	6	N.TIETZE	32.280	2'04.146	2'04.995 (8)
7	R.NEUBAUER	29.137	F.KLINCK	33.805	J.SCHMIDT	28.985	7	H.SOOMER	32.362	2'04.724	2'04.724 (7)
8	F.KLINCK	29.147	G.NODERER	33.830	G.NODERER	29.036	8	G.NODERER	32.592	2'04.781	2'05.445 (10)
9	H.SOOMER	29.298	H.SOOMER	34.375	S.KROG	29.049	9	S.KROG	32.668	2'05.440	2'05.440 (9)
10	G.NODERER	29.323	R.NEUBAUER	34.447	K.RENTZSCH	29.277	10	J.POSTMA	32.754	2'05.783	2'07.968 (14)
11	N.TIETZE	29.403	J.POSTMA	34.513	J.POSTMA	29.433	11	J.SCHMIDT	32.997	2'06.113	2'06.113 (11)
12	W.GRUNINGER	29.452	J.SCHMIDT	34.596	J.GEITNER	29.535	12	E.SACHMANN	33.013	2'06.718	2'07.553 (12)
13	S.KROG	29.454	S.KROG	34.679	E.SACHMANN	29.719	13	R.NEUBAUER	33.414	2'07.759	2'08.567 (16)
14	C.GEBHARDT	29.685	T.GÜNTHER	34.679	T.GÜNTHER	29.800	14	T.GÜNTHER	33.483	2'08.325	2'08.678 (17)
15	L.ZIESING	29.733	K.ROFNER	34.759	L.ZIESING	29.912	15	W.GRUNINGE	33.594	2'08.402	2'08.402 (15)
16	E.SACHMANN	29.745	L.ZIESING	34.822	W.GRUNINGER	30.091	16	L.ZIESING	33.676	2'08.666	2'09.251 (18)
17	T.GÜNTHER	30.014	D.GEBHARDT	35.112	K.ROFNER	30.404	17	K.ROFNER	33.809	2'09.484	2'09.562 (19)
18	K.ROFNER	30.218	W.GRUNINGER	35.265	R.NEUBAUER	30.499	18	D.GEBHARDT	33.820	2'09.937	2'10.003 (20)
19	K.SCHWARTZ	30.249	L.LANGSTÄDTLE	35.841	D.GEBHARDT	30.522	19	K.SCHWARTZ	33.832	2'10.916	2'11.394 (23)
20	P.ECKERT	30.417	P.ECKERT	35.847	K.SCHWARTZ	30.620	20	P.ECKERT	33.835	2'11.004	2'11.252 (22)
21	D.GEBHARDT	30.468	C.GEBHARDT	36.014	P.ECKERT	30.669	21	C.GEBHARDT	33.898	2'11.930	2'13.644 (25)
22	M.GERSTACKER	30.599	K.SCHWARTZ	36.044	T.GLÖSS	30.773	22	M.GERSTACK	33.920	2'13.761	2'14.254 (27)
23	H.WIEDEMANN	30.831	M.GERSTACKER	36.284	G.INVERSO	30.825	23	T.THURMAYER	34.003	2'14.034	2'14.034 (26)
24	L.LANGSTÄDTLE	31.084	T.THURMAYER	36.796	M.KÖRNER	30.871	24	L.LANGSTÄDT	34.071	2'14.051	2'14.874 (28)

These data/results cannot be reproduced, stored and/or transmitted in whole or in part by any manner of electronic, mechanical, photocopying, recording, broadcasting or otherwise now known or hereinafter developed without the previous express consent by the copyright owner, except for reproduction in daily press and regular printed publications on sale to the public within 60 days of the event related to those data/results and always provided that copyright symbol appears together as follows below.

© DORNA, 2012

Official MotoGP Timing by **TISSOT**

www.motogp.com





3671 m.

Computerised results and timing service provided by **TISSOT**

Revised

Junior**eni MOTORRAD GRAND PRIX DEUTSCHLAND****Qualifying Practice Nr. 1****Best Partial Times***IT* Ideal Lap Time, sum of the best partial times*BT* Best Lap Time**T1****T2****T3****T4**

<i>Pos</i>	<i>Rider</i>	<i>Time</i>	<i>Rider</i>	<i>Time</i>	<i>Rider</i>	<i>Time</i>	<i>Rider</i>	<i>Time</i>	<i>Pos</i>	<i>Rider</i>	<i>IT</i>	<i>BT</i>
25	T. THURMAYER	31.106	T. GLÖSS	36.853	F. FRANKENBER	30.986	K. ROFNER	34.103	25	T. GLÖSS	2'14.306	2'15.455 (29)
26	F. FRANKENBER	31.147	F. FRANKENBER	36.859	S. FROSSARD	31.287	L. ZIESING	34.199	26	K. LEIBOLD	2'15.801	2'16.128 (31)
27	K. LEIBOLD	31.340	H. WIEDEMANN	37.084	T. THURMAYER	31.300	L. LANGSTÄDTLE	34.485	27	H. WIEDEMAN	2'16.799	2'18.154 (33)
28	R. NICKEL	31.456	C. MIEBACH	37.231	M. GERSTACKER	31.691	T. THURMAYER	34.832	28	C. MIEBACH	2'17.101	2'17.630 (32)
29	C. MIEBACH	31.518	K. LEIBOLD	37.241	K. LEIBOLD	31.858	T. GLÖSS	35.028	29	M. ZELLHÖFER	2'19.348	2'19.553 (34)
30	T. GLÖSS	31.652	C. KOGELBAUER	37.661	M. ZELLHÖFER	32.126	M. GERSTACKER	35.187	30	C. KOGELBAU	2'19.899	2'20.237 (35)
31	C. KOGELBAUER	31.971	M. ZELLHÖFER	37.954	C. GEBHARDT	32.333	S. FROSSARD	35.277	31	R. NICKEL	2'19.937	2'20.948 (36)
32	M. ZELLHÖFER	32.321	R. NICKEL	38.372	L. LANGSTÄDTLE	32.641	K. LEIBOLD	35.362	32	C. STANGE		2'03.421 (3)
33	S. FROSSARD	33.348	S. FROSSARD	40.050	C. MIEBACH	32.762	C. MIEBACH	35.590	33	M. KÖRNER		2'07.781 (13)
34	N. KASTENHOLZ		N. KASTENHOLZ		H. WIEDEMANN	33.220	H. WIEDEMANN	35.664	34	G. INVERSO		2'10.126 (21)
35	M. KÖRNER		M. KÖRNER		C. KOGELBAUER	33.697	R. NICKEL	35.890	35	F. FRANKENBE		2'11.850 (24)
36	G. INVERSO		G. INVERSO		R. NICKEL	34.219	C. KOGELBAUER	36.570	36	S. FROSSARD		2'16.104 (30)
37	C. STANGE		C. STANGE		N. KASTENHOLZ	35.294	M. ZELLHÖFER	36.947	37	N. KASTENHOL		2'21.318 (37)

These data/results cannot be reproduced, stored and/or transmitted in whole or in part by any manner of electronic, mechanical, photocopying, recording, broadcasting or otherwise now known or herein after developed without the previous express consent by the copyright owner, except for reproduction in daily press and regular printed publications on sale to the public within 60 days of the event related to those data/results and always provided that copyright symbol appears together as follows below.

© DORNA, 2012

Official MotoGP Timing by **TISSOT**

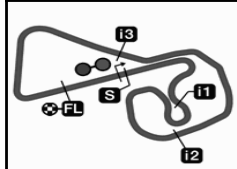
www.motogp.com



Sachsenring

Computerised results and timing service provided by **TISSOT**

Junior




eni MOTORRAD GRAND PRIX DEUTSCHLAND

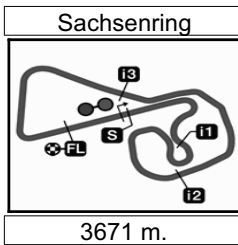
Qualifying Practice Nr. 1

Fastest Laps Sequence

3671 m.

<i>Practice Time</i>	 <i>Rider</i>	<i>Nation</i>	<i>Motorcycle</i>	<i>Time</i>	<i>Km/h</i>	<i>Rider's Lap</i>
4'38.065	7 Aris MICHAIL	GRE	APRILIA	2'08.132	103.140	2
6'44.219	7 Aris MICHAIL	GRE	APRILIA	2'06.154	104.757	3
8'46.882	7 Aris MICHAIL	GRE	APRILIA	2'02.663	107.739	4
10'48.314	7 Aris MICHAIL	GRE	APRILIA	2'01.432	108.831	5
14'55.360	7 Aris MICHAIL	GRE	APRILIA	2'01.370	108.886	7

DORNA DATA PROCESSING TIMING SERVICE DORNA DATA PROCESSING TIMING SERVICE DORNA DATA PROCESSING TIMING SERVICE DORNA DATA PROCESSING TIMING SERVICE DORNA DATA PROCESSING TIMING SERVICE DORNA DATA PROCESSING TIMING SERVICE DORNA DATA PROCESSING TIMING SERVICE DORNA DATA PROCESSING TIMING SERVICE DORNA DATA PROCCCESSS



Computerised results and timing service provided by **TISSOT**

Revised
Junior

eni MOTORRAD GRAND PRIX DEUTSCHLAND
Qualifying Practice Nr. 1
Chronological Analysis of Performances

8

<i>P</i> Crossing the finish line in pit lane			<i>T1</i> Time from finish line to 1st intermediate				<i>T2</i> Time from 1st intermed. to 2nd intermed.				<i>T3</i> Time from 2nd intermed. to 3rd intermed.				<i>T4</i> Time from 3rd intermediate to finish line			
Lap	Lap Time		T1	T2	T3	T4	Speed	Lap	Lap Time	T1	T2	T3	T4	Speed				
1st	7	Aris MICHAÏL	ADAC Team Hansa GRE															
			Runs=1	Total laps=8	Full laps=6													
1	2'29.933	47.838	37.170	30.892	34.033													
2	2'08.132	30.845	34.225	30.331	32.731	147.1												
3	2'06.154	29.509	34.267	28.617	33.761	151.3												
4	2'02.663	29.265	33.224	28.167	32.007	147.4												
5	2'01.432	29.219	32.472	28.021	31.720	150.0												
6	2'05.676	31.472	33.497	28.975	31.732	152.5												
7	2'01.370	29.120	32.529	27.727	31.994	151.3												
8	3'24.413 P			38.761	45.939	151.7												
5th	21	Jonas GEITNER	Freudenberg Racing/A GER															
			Runs=1	Total laps=14	Full laps=13													
1	3'10.358	1'13.367	42.010	37.763	37.218													
2	2'18.252	31.119	37.671	33.285	36.177	149.9												
3	2'14.673	30.603	37.193	32.376	34.501	150.1												
4	2'13.125	29.087	37.988	31.823	34.227	152.8												
5	2'09.423	29.704	35.194	30.805	33.720	151.5												
6	2'10.794	28.922	35.503	32.212	34.157	151.9												
7	2'17.935	29.881	34.679	39.230	34.145	145.1												
8	2'12.626	29.151	36.176	30.887	36.412	149.1												
9	2'07.856	29.627	34.964	29.784	33.481	147.7												
10	2'06.420	28.641	34.331	29.681	33.767	148.3												
11	2'06.036	28.592	34.662	29.845	32.937	148.4												
12	2'05.869	28.214	34.413	29.656	33.586	148.9												
13	2'04.924	28.405	34.065	29.535	32.919	147.5												
14	2'03.928	28.121	33.786	29.659	32.362	150.4												
6th	18	Felix KLINCK	ADAC Nordbaden e.V. GER															
			Runs=1	Total laps=14	Full laps=13													
1	3'23.324	1'23.334	45.681	35.617	38.692													
2	2'20.403	33.395	39.073	32.628	35.307	134.2												
3	2'15.627	31.464	36.932	31.101	36.130	135.2												
4	2'11.884	31.082	35.816	30.529	34.457	140.9												
5	2'13.425	30.611	37.031	31.256	34.527	138.5												
6	2'13.216	30.290	35.769	31.207	35.950	142.6												
7	2'09.634	30.232	35.571	30.006	33.825	141.8												
8	2'08.203	29.533	35.446	30.070	33.154	141.0												
9	2'07.007	29.373	35.035	29.310	33.289	141.6												
10	2'06.036	29.705	34.334	28.994	33.003	141.6												
11	2'06.190	29.409	34.607	29.284	32.890	141.4												
12	2'06.077	29.147	35.590	28.947	32.393	137.7												
13	2'04.639	29.394	34.232	28.733	32.280	137.5												
14	2'04.137	29.152	33.805	28.503	32.677	137.9												
7th	50	Hannes SOOMER	PZ Motorsport EST															
			Runs=2	Total laps=14	Full laps=11													
1	2'46.608	55.766	40.619	33.200	37.023													
2	2'16.822	33.054	38.547	29.790	35.431	143.1												
3	2'13.637	31.469	37.040	29.966	35.162	143.4												
4	2'10.448	30.131	35.666	30.457	34.194	144.7												
5	2'09.079	30.095	36.149	29.069	33.766	147.2												
6	2'10.856	29.864	35.712	31.010	34.270	147.1												
4th	24	Kevin RENTZSCH	ADAC Racing Team A GER															
			Runs=1	Total laps=14	Full laps=13													
1	2'53.954	1'07.216	37.644	33.038	36.056													
2	2'12.501	30.174	37.557	31.257	33.513	146.5												
3	2'10.863	29.383	36.633	30.135	34.712	148.4												
4	2'08.040	28.955	34.384	30.884	33.817	149.4												
5	2'07.802	29.759	34.365	30.100	33.578	151.1												

Fastest Lap: Aris MICHAÏL ADAC Team Hansa GRE **2'01.370** 29.120 32.529 27.727 31.994

DORNA DATA PROCESSING TIMING SERVICE DORNA DATA PROCESSING TIMING SERVICE DORNA DATA PROCESSING TIMING SERVICE DORNA DATA PROCESSING TIMING SERVICE DORNA DATA PROCESSING TIMING SERVICE DORNA DATA PROCESSING TIMING SERVICE DORNA DATA PROCESSING TIMING SERVICE DORNA DATA PROCESSING TIMING SERVICE DORNA DATA PROCESSING TIMING SERVICE DORNA DATA PROCESSING TIMING SERVICE DORNA DATA PROCESSING TIMING SERVICE DORNA DATA PROCCESSS

Qualifying Practice Nr. 1

Junior

Lap	Lap Time	T1	T2	T3	T4	Speed	Lap	Lap Time	T1	T2	T3	T4	Speed
34th	8	Marc ZELLHÖFER			ADAC Team Nordbay			GER					
		Runs=1	Total laps=12	Full laps=11									
1	4'06.784	1'57.300	46.761	38.623	44.100								
2	2'40.414	37.108	45.078	38.091	40.137	131.7							
3	2'31.472	36.179	41.292	34.542	39.459	134.0							
4	2'29.843	36.367	40.187	34.498	38.791	136.3							
5	2'34.140	35.766	41.648	37.470	39.256	141.1							
6	2'29.799	34.808	39.894	35.120	39.977	137.0							
7	2'32.725	34.493	40.717	37.090	40.425	142.0							
8	2'31.990	34.550	41.025	36.652	39.763	140.8							
9	2'24.988	33.638	39.077	33.831	38.442	139.9							
10	2'22.246	33.468	38.593	32.464	37.721	142.9							
11	2'22.902	32.784	37.954	33.062	39.102	143.1							
12	2'19.553	32.321	38.159	32.126	36.947	144.8							

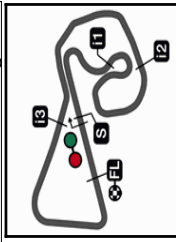
35th	1	Christopher KOGEL			ADAC e.V.			GER					
		Runs=1	Total laps=12	Full laps=11									
1	4'10.449	1'58.216	48.168	41.369	42.696								
2	2'38.530	36.308	44.630	37.283	40.309	139.9							
3	2'34.486	34.634	43.063	36.431	40.358	147.9							
4	2'33.494	33.885	41.230	37.664	40.715	148.2							
5	2'30.837	33.641	41.198	37.072	38.926	148.5							
6	2'26.834	33.463	39.755	35.631	37.985	148.1							
7	2'26.664	33.109	40.115	35.605	37.835	149.4							
8	2'25.208	32.649	39.399	35.303	37.857	148.7							
9	2'23.654	32.704	39.040	34.736	37.174	148.6							
10	2'22.665	31.971	38.257	35.171	37.266	149.6							
11	2'22.490	32.788	38.405	34.727	36.570	147.0							
12	2'20.237	32.093	37.661	33.697	36.786	148.4							

36th	2	Robin NICKEL			ADAC e.V.			GER					
		Runs=1	Total laps=12	Full laps=10									
1	4'37.203	2'25.826	45.825	42.432	43.120								
2	2'38.060	33.888	41.970	41.176	41.026	141.0							
3	2'37.943	35.508	42.152	39.821	40.462	141.7							
4	2'28.691	33.608	40.134	36.074	38.875	144.5							
5	2'24.631	31.819	38.470	36.653	37.689	147.9							
6	2'24.054	31.669	39.569	35.661	37.155	145.9							
7	2'21.165	31.575	38.372	35.328	35.890	144.9							
8	2'23.992	31.844	38.678	36.307	37.163	145.2							
9	2'20.948	31.958	38.384	34.219	36.387	144.5							
10	2'22.679	31.456	40.131	35.025	36.067	144.9							
11	2'27.218	31.493	40.486	36.604	38.635	145.0							
unfinished		31.876	39.376	35.986	144.2								

37th	32	Nils KASTENHOLZ			ADAC Mittelrhein e.V.			GER					
		Runs=1	Total laps=11	Full laps=10									
1	4'18.981				42.845								
2	2'40.496				37.415	40.630							
3	2'36.300				36.308	40.798							
4	2'21.318				35.960	28.693							
5	2'44.354				37.229	40.174							
6	2'36.574				36.800	42.583							
7	2'39.418				37.570	42.677							
8	2'36.412				37.262	40.974							
9	3'14.997				35.294	1'23.592							
10	2'35.208				36.346	40.394							
11	2'35.776				37.147	41.162							

Fastest Lap: Aris MICHAEL ADAC Team Hansa GRE 2'01.370 29.120 32.529 27.727 31.994

DORNA DATA PROCESSING TIMING SERVICE DORNA DATA PROCESSING TIMING SERVICE DORNA DATA PROCESSING TIMING SERVICE DORNA DATA PROCESSING TIMING SERVICE DORNA DATA PROCESSING TIMING SERVICE DORNA DATA PROCESSING TIMING SERVICE DORNA DATA PROCESSING TIMING SERVICE DORNA DATA PROCESSING TIMING SERVICE DORNA DATA PROCESSING TIMING SERVICE DORNA DATA PROCCESSSS



3671 m.

Computerised results and timing service provided by **TISSOT****Junior****eni MOTORRAD GRAND PRIX DEUTSCHLAND****Qualifying Practice Nr. 2****Best Partial Times***IT* Ideal Lap Time, sum of the best partial times*BT* Best Lap Time

Pos	T1		T2		T3		T4		Rider	Pos	Rider	IT	BT
	Time	Rider	Time	Rider	Time	Rider	Time	Rider					
1	J.GEITNER	28.923	G.NODERER	34.302	S.FROSSARD	29.171	M.GERSTACKER	32.592	1	M.GERSTACKER	2'05.807	2'05.807	(1)
2	M.GERSTACKER	28.947	S.FROSSARD	34.529	H.SOOMER	29.195	J.POSTMA	33.225	2	S.FROSSARD	2'06.704	2'09.021	(7)
3	J.POSTMA	29.514	M.GERSTACKER	34.711	M.GERSTACKER	29.557	H.SOOMER	33.346	3	J.GEITNER	2'06.861	2'07.085	(2)
4	S.FROSSARD	29.595	J.GEITNER	34.711	C.STANGE	29.559	S.FROSSARD	33.409	4	H.SOOMER	2'07.357	2'08.650	(5)
5	K.RENTZSCH	29.639	K.ROFNER	34.849	G.NODERER	29.599	H.WIEDEMANN	33.434	5	J.POSTMA	2'07.841	2'08.350	(4)
6	H.SOOMER	29.899	H.SOOMER	34.917	J.GEITNER	29.770	J.GEITNER	33.457	6	G.NODERER	2'07.877	2'08.264	(3)
7	G.NODERER	30.006	N.TIETZE	34.936	J.POSTMA	29.873	K.RENTZSCH	33.699	7	K.RENTZSCH	2'08.685	2'09.405	(9)
8	T.THURMAYER	30.240	K.RENTZSCH	34.965	K.ROFNER	29.979	C.STANGE	33.746	8	H.WIEDEMANN	2'08.976	2'10.006	(10)
9	K.ROFNER	30.255	H.WIEDEMANN	34.998	M.ZELLHÖFER	30.003	C.GEBHARDT	33.799	9	K.ROFNER	2'09.078	2'09.154	(8)
10	H.WIEDEMANN	30.298	E.SACHMANN	35.217	T.THURMAYER	30.128	W.GRUNINGER	33.893	10	N.TIETZE	2'10.050	2'10.741	(12)
11	N.TIETZE	30.596	J.POSTMA	35.229	H.WIEDEMANN	30.246	G.NODERER	33.970	11	T.THURMAYER	2'10.057	2'10.176	(11)
12	J.SCHMIDT	30.599	T.THURMAYER	35.258	K.RENTZSCH	30.382	K.ROFNER	33.995	12	E.SACHMANN	2'11.090	2'11.322	(13)
13	C.KOGELBAUER	30.617	T.GÜNTHER	35.529	N.TIETZE	30.442	N.TIETZE	34.076	13	W.GRUNINGE	2'11.131	2'11.862	(14)
14	W.GRUNINGER	30.633	C.ROSSI	35.732	W.GRUNINGER	30.460	E.SACHMANN	34.187	14	T.GÜNTHER	2'12.119	2'12.557	(15)
15	L.ZIESING	30.709	M.ZELLHÖFER	35.807	T.GÜNTHER	30.486	J.SCHMIDT	34.231	15	J.SCHMIDT	2'12.183	2'12.786	(16)
16	G.INVERSO	30.789	G.INVERSO	35.953	E.SACHMANN	30.684	T.THURMAYER	34.431	16	C.ROSSI	2'12.619	2'14.182	(20)
17	C.ROSSI	30.813	W.GRUNINGER	36.145	J.SCHMIDT	30.724	T.GÜNTHER	34.453	17	G.INVERSO	2'12.704	2'12.819	(17)
18	E.SACHMANN	31.002	C.GEBHARDT	36.168	L.ZIESING	30.732	C.KOGELBAUER	34.612	18	M.ZELLHÖFER	2'12.748	2'13.306	(18)
19	K.SCHWARTZ	31.017	D.GEBHARDT	36.199	G.INVERSO	31.299	R.NICKEL	34.634	19	L.ZIESING	2'13.346	2'14.531	(22)
20	R.NEUBAUER	31.049	R.NICKEL	36.395	C.ROSSI	31.312	G.INVERSO	34.663	20	C.GEBHARDT	2'13.364	2'17.029	(27)
21	C.GEBHARDT	31.064	L.LANGSTÄDTLE	36.603	R.NEUBAUER	31.397	K.SCHWARTZ	34.727	21	C.KOGELBAU	2'13.694	2'14.709	(23)
22	R.NICKEL	31.124	J.SCHMIDT	36.629	S.KROG	31.511	C.ROSSI	34.762	22	R.NICKEL	2'13.702	2'13.965	(19)
23	D.GEBHARDT	31.202	C.KOGELBAUER	36.724	R.NICKEL	31.549	R.NEUBAUER	34.898	23	R.NEUBAUER	2'14.129	2'14.213	(21)
24	M.ZELLHÖFER	31.317	R.NEUBAUER	36.785	C.KOGELBAUER	31.741	S.KROG	34.908	24	D.GEBHARDT	2'14.296	2'16.332	(25)

These data/results cannot be reproduced, stored and/or transmitted in whole or in part by any manner of electronic, mechanical, photocopying, recording, broadcasting or otherwise now known or hereinafter developed without the previous express consent by the copyright owner, except for reproduction in daily press and regular printed publications on sale to the public within 60 days of the event related to those data/results and always provided that copyright symbol appears together as follows below.

© DORNA, 2012

Official MotoGP Timing by **TISSOT**

www.motogp.com





3671 m.

Computerised results and timing service provided by **TISSOT****Junior****eni MOTORRAD GRAND PRIX DEUTSCHLAND****Qualifying Practice Nr. 2****Best Partial Times***IT* Ideal Lap Time, sum of the best partial times*BT* Best Lap Time

Pos	Rider	T1		T2		T3		T4		Time	Pos	Rider	IT	BT
		Time	Rider	Time	Rider	Time	Rider	Time	Rider					
25	T. GÜNTHER	31.651	L. ZIESING	36.834	K. SCHWARTZ	31.796	D. GEBHARDT	35.049	D. GEBHARDT	35.049	25	K. SCHWARTZ	2'15.041	2'15.831 (24)
26	S. KROG	31.784	K. SCHWARTZ	37.501	D. GEBHARDT	31.846	L. ZIESING	35.071	L. ZIESING	35.071	26	S. KROG	2'16.301	2'16.996 (26)
27	C. STANGE	31.879	S. KROG	38.098	C. GEBHARDT	32.333	M. ZELLHÖFER	35.621	M. ZELLHÖFER	35.621	27	L. LANGSTÄDT	2'17.842	2'18.505 (28)
28	K. LEIBOLD	32.204	C. STANGE	38.099	F. KLINCK	32.359	L. LANGSTÄDTLE	35.891	L. LANGSTÄDTLE	35.891	28	K. LEIBOLD	2'20.580	2'21.122 (29)
29	L. LANGSTÄDTLE	32.317	K. LEIBOLD	38.937	P. ECKERT	32.616	P. ECKERT	36.155	P. ECKERT	36.155	29	P. ECKERT	2'20.834	2'25.201 (31)
30	P. ECKERT	32.394	F. KLINCK	39.135	K. LEIBOLD	32.629	K. LEIBOLD	36.810	K. LEIBOLD	36.810	30	F. FRANKENBE	2'22.868	2'24.316 (30)
31	F. FRANKENBER	32.551	P. ECKERT	39.669	L. LANGSTÄDTLE	33.031	F. FRANKENBER	37.107	F. FRANKENBER	37.107	31	N. KASTENHOL	2'32.100	2'33.184 (32)
32	F. KLINCK	32.618	F. FRANKENBER	39.767	F. FRANKENBER	33.443	C. MIEBACH	39.351	C. MIEBACH	39.351	32	C. MIEBACH	2'33.883	2'34.600 (33)
33	N. KASTENHOLZ	34.326	C. MIEBACH	41.768	N. KASTENHOLZ	35.013	M. KÖRNER	39.984	M. KÖRNER	39.984	33	C. STANGE		2'08.651 (6)
34	C. MIEBACH	36.610	T. GLÖSS	42.095	T. GLÖSS	35.054	N. KASTENHOLZ	40.234	N. KASTENHOLZ	40.234	34	M. KÖRNER		2'36.327 (34)
35	T. GLÖSS	38.038	N. KASTENHOLZ	42.527	C. MIEBACH	36.154	T. GLÖSS	40.699	T. GLÖSS	40.699	-1	T. GLÖSS		(-1)
36	M. KÖRNER		M. KÖRNER		M. KÖRNER	37.450	F. KLINCK		F. KLINCK		-1	F. KLINCK		(-1)

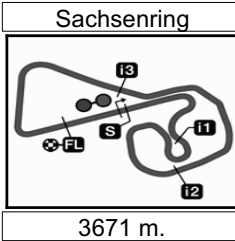
These data/results cannot be reproduced, stored and/or transmitted in whole or in part by any manner of electronic, mechanical, photocopying, recording, broadcasting or otherwise now known or herein after developed without the previous express consent by the copyright owner, except for reproduction in daily press and regular printed publications on sale to the public within 60 days of the event related to those data/results and always provided that copyright symbol appears together as follows below.

© DORNA, 2012

Official MotoGP Timing by **TISSOT**

www.motogp.com





eni MOTORRAD GRAND PRIX DEUTSCHLAND

Qualifying Practice Nr. 2

Chronological Analysis of Performances

15

			<i>T1</i> Time from finish line to 1st intermediate				<i>T3</i> Time from 2nd intermed. to 3rd intermed.									
			<i>T2</i> Time from 1st intermed. to 2nd intermed.				<i>T4</i> Time from 3rd intermediate to finish line									
<i>P</i> Crossing the finish line in pit lane																
Lap	Lap Time		<i>T1</i>	<i>T2</i>	<i>T3</i>	<i>T4</i>	Speed	Lap	Lap Time	<i>T1</i>	<i>T2</i>	<i>T3</i>	<i>T4</i>	Speed		
1st	15	Michael GERSTACK ADAC Team Nordbay GER	Runs=1		Total laps=14	Full laps=13										
1	2'30.329		40.209	40.636	33.364	36.120		3	2'20.647	32.077	39.620	32.834	36.116	145.0		
2	2'18.685		31.312	39.280	32.690	35.403	143.7	4	2'15.399	31.221	37.668	31.252	35.258	142.8		
3	2'17.141		30.716	38.266	32.626	35.533	143.4	5	2'13.137	30.518	36.526	31.292	34.801	146.8		
4	2'13.620		30.124	37.281	31.509	34.706	143.6	6	2'20.313	30.538	39.928	33.969	35.878	149.8		
5	2'43.944		31.728	38.895	57.082	36.239	149.0	7	2'14.043	30.471	37.344	31.311	34.917	146.0		
6	2'13.540		30.706	36.567	31.221	35.046	145.2	8	2'13.208	30.315	36.800	31.168	34.925	145.7		
7	2'13.246		30.028	37.090	30.999	35.129	149.2	9	2'08.590	29.596	35.308	29.873	33.813	147.4		
8	2'09.949		29.270	36.285	30.769	33.625	148.2	10	2'17.022	30.673	39.892	30.802	35.655	148.6		
9	2'09.995		29.313	36.087	31.036	33.559	145.0	11	2'09.644	29.514	35.776	30.089	34.265	145.8		
10	2'09.205		29.540	36.170	29.982	33.513	145.0	12	2'23.561	32.513	42.674	31.617	36.757	147.6		
11	2'07.806		29.172	35.179	30.426	33.029	146.0	13	2'08.350	29.593	35.229	30.303	33.225	146.5		
12	2'07.648		29.309	35.071	30.067	33.201	145.0									
13	2'07.134		29.277	35.177	29.847	32.833	145.0									
14	2'05.807		28.947	34.711	29.557	32.592	145.1									
2nd	21	Jonas GEITNER Freudenberg Racing/A GER	Runs=1		Total laps=13	Full laps=12										
1	3'46.969		1'51.300	42.831	35.315	37.523		5th	50	Hannes SOOMER PZ Motorsport EST	Runs=1		Total laps=13	Full laps=12		
2	2'24.026		33.668	38.714	34.859	36.785	143.9	1	3'29.613	1'33.180	43.990	34.109	38.334			
3	2'18.989		31.712	38.710	33.194	35.373	144.5	2	2'23.613	33.623	40.890	32.381	36.719	140.9		
4	2'13.861		30.776	36.963	31.484	34.638	144.1	3	2'19.109	32.597	38.939	32.077	35.496	141.6		
5	2'12.033		29.898	36.551	31.475	34.109	144.3	4	2'15.846	31.818	38.742	30.424	34.862	140.5		
6	2'12.022		29.884	36.398	31.187	34.553	145.9	5	2'12.702	30.859	36.415	30.412	35.016	142.2		
7	2'11.622		30.082	36.951	30.622	33.967	146.7	6	2'13.616	30.766	38.815	30.035	34.000	143.1		
8	2'11.197		29.612	36.238	30.981	34.366	146.3	7	2'11.042	30.434	36.205	30.439	33.964	143.5		
9	2'08.488		29.313	35.638	29.770	33.767	147.0	8	2'09.630	30.345	36.306	29.195	33.784	144.0		
10	2'07.841		28.923	35.235	29.916	33.767	149.1	9	2'08.770	30.429	35.302	29.545	33.494	141.7		
11	2'13.040		31.042	37.713	30.505	33.780	148.9	10	2'09.681	30.419	35.411	30.322	33.529	142.9		
12	2'08.617		29.297	34.936	30.319	34.065	146.3	11	2'10.909	31.317	35.937	30.309	33.346	144.8		
13	2'07.085		28.923	34.711	29.994	33.457	145.4	12	2'08.650	30.187	34.917	29.431	34.115	141.8		
								13	2'10.128	29.899	36.563	29.871	33.795	146.9		
3rd	12	Gabriel NODERER ADAC Team Nordbay GER	Runs=3		Total laps=11	Full laps=6										
1	4'11.613		2'10.993	45.786	35.697	39.137		6th	4	Christianian STANG ADAC Racing Team A GER	Runs=3		Total laps=7	Full laps=2		
2	2'23.832		34.756	39.783	33.045	36.248	140.6	1	4'57.492			31.829	34.838			
3	2'26.223	P	32.609	37.107	32.991	43.516	143.4	2	2'13.074			30.754	34.065	145.1		
4	4'24.912		2'39.612	37.898	31.535	35.867		3	2'17.533	P	31.879	38.099	29.919	37.636	150.3	
5	2'25.290	P	33.578	38.411	31.584	41.717	142.7	4	4'48.015	P		38.160	43.725			
6	3'33.951		1'47.237	37.916	31.875	36.923		5	5'17.775			30.239	34.029			
7	2'12.737		31.858	36.084	30.152	34.643	144.0	6	2'08.651			29.559	33.746	153.1		
8	2'09.653		31.061	34.739	29.599	34.254	143.3	7	2'17.451	P		29.935	39.864	148.0		
9	2'14.084		31.028	37.199	30.862	34.995	146.2									
10	2'08.683		30.213	34.620	29.768	34.082	145.6									
11	2'08.264		30.006	34.302	29.986	33.970	146.1									
4th	54	Johan POSTMA NED	Runs=1		Total laps=13	Full laps=12										
1	3'19.543		1'15.413	44.854	40.452	38.824		7th	55	Stéphane FROSSAR JLD Performance 42 SWI	Runs=1		Total laps=12	Full laps=10		
2	2'34.774		36.591	48.084	33.680	36.419	143.9	1	4'50.786	2'49.027	45.745	37.624	38.390			
								2	2'26.381	33.865	40.878	34.962	36.676	143.3		
								3	2'22.924	33.724	39.661	33.403	36.136	142.4		
								4	2'18.527	32.474	38.125	32.763	35.165	145.5		
								5	2'16.393	31.720	36.317	32.381	35.975	145.8		
								6	2'15.180	31.859	36.875	30.910	35.536	147.0		
								7	2'10.605	30.826	35.846	30.169	33.764	143.9		
								8	2'10.515	29.595	35.607	30.940	34.373	147.7		
								9	2'10.527	30.137	36.443	30.538	33.409	147.0		
								10	2'58.547	1'15.062			33.750	145.1		
								11	2'09.021	30.248	34.968	29.171	34.634	149.2		
								12	3'14.480	P	30.191	34.529	1'15.769	53.991	143.8	

Fastest Lap: Michael GERSTACKER ADAC Team Nordbay GER 2'05.807 28.947 34.711 29.557 32.592

DORNA DATA PROCESSING TIMING SERVICE DORNA DATA PROCESSING TIMING SERVICE DORNA DATA PROCESSING TIMING SERVICE DORNA DATA PROCESSING TIMING SERVICE DORNA DATA PROCESSING TIMING SERVICE DORNA DATA PROCESSING TIMING SERVICE DORNA DATA PROCESSING TIMING SERVICE DORNA DATA PROCESSING TIMING SERVICE DORNA DATA PROCESSING TIMING SERVICE DORNA DATA PROCCESSUS

Qualifying Practice Nr. 2

Junior

Lap	Lap Time	T1	T2	T3	T4	Speed	Lap	Lap Time	T1	T2	T3	T4	Speed	
25th	35	Daniel GEBHARDT ADAC Team Nordbay GER						6	2'22.787	32.204	39.512	34.261	36.810	142.0
		Runs=1	Total laps=9	Full laps=7			7	2'21.122	32.304	38.937	32.961	36.920	141.4	
1	4'09.502	2'12.214	43.440	36.113	37.735		8	2'41.092 P	37.386	49.161	33.555	40.990	141.0	
2	2'24.057	33.369	39.675	34.187	36.826 143.1		9	4'39.670	2'47.578	41.048	33.639	37.405		
3	2'22.151	32.984	37.581	33.448	38.138 143.1		10	3'10.966 P	33.097	40.482	32.629	1'24.758	140.8	
4	2'20.000	33.103	37.898	33.730	35.269 145.1									
5	2'18.355	32.024	37.618	32.973	35.740 143.8									
6	2'16.893	31.988	37.295	31.846	35.764 144.7									
7	2'16.332	32.405	36.199	32.679	35.049 145.2									
8	2'17.285	31.202	37.212	32.983	35.888 144.8									
9	2'22.637 P	31.808	37.118	32.750	40.961 143.2									
30th	16	Fabio FRANKENBE ADAC Team Nordbay GER												
		Runs=2	Total laps=8	Full laps=5										
1	3'30.046 P	1'21.029	47.878	37.373	43.766									
2	3'08.855	1'09.548	44.185	36.135	38.987									
3	2'30.726			34.716	37.698 135.9									
4	2'29.220	33.878	41.245	34.153	39.944 136.1									
5	2'28.133	34.036	40.579	35.431	38.087 136.7									
6	2'24.316			33.443	37.345 136.4									
7	2'24.664	33.410	40.527	33.620	37.107 139.2									
8	2'23.430 P	32.551	39.767	33.489	37.623 139.0									
26th	5	Sebastian KROG PZ motorsport/MSC P GER												
		Runs=2	Total laps=11	Full laps=7										
1	4'59.803	3'03.044	43.854	36.240	36.665									
2	2'21.407	33.383	39.141	33.137	35.746 138.7									
3	2'19.274	33.352	38.227	31.898	35.797 139.1									
4	2'19.066	32.363	38.930	32.384	35.389 141.7									
5	2'23.605 P	31.784	38.542	33.565	39.714 142.8									
6	3'18.387	1'26.984	40.855	33.493	37.055									
7	2'19.748	32.091	39.082	32.202	36.373 138.6									
8	2'16.996	32.461	38.098	31.511	34.926 140.1									
9	2'17.374	31.921	38.317	32.228	34.908 139.8									
10	2'19.303	31.885	38.878	32.603	35.937 140.6									
11	2'26.527 P	32.787	40.069	33.143	40.528 140.0									
27th	9	Christoph GEBHAR ADAC Team Nordbay GER												
		Runs=1	Total laps=11	Full laps=10										
1	4'33.514	2'23.290	45.808	40.955	43.461									
2	2'37.233	36.194	43.603	38.296	39.140 133.5									
3	2'26.171	33.520	39.607	35.788	37.256 137.0									
4	2'21.764	33.091	38.893	34.276	35.504 137.6									
5	2'21.821	32.227	37.711	33.282	38.601 140.8									
6	2'17.361	32.158	37.381	32.601	35.221 140.6									
7	2'18.649	31.610	37.442	33.561	36.036 141.1									
8	2'18.011	32.461	39.418	32.333	33.799 142.7									
9	2'17.059	31.101	37.951	32.367	35.640 141.2									
10	2'17.029	32.912	36.541	32.483	35.093 139.8									
11	4'52.124	31.064	36.168	3'07.407	37.485 141.8									
32nd	32	Nils KASTENHOLZ ADAC Mittelrhein e.V. GER												
		Runs=1	Total laps=11	Full laps=9										
1	3'19.708	1'00.570	49.385	43.489	46.264									
2	2'49.744	38.362	47.982	40.242	43.158 131.4									
3	2'46.537	36.722	47.267	39.511	43.037 136.1									
4	2'44.233	36.868	45.581	38.476	43.308 135.1									
5	2'39.831	36.791	44.247	36.884	41.909 136.5									
6	2'38.534	35.236	43.169	38.043	42.086 138.8									
7	2'34.927	35.174	42.527	36.100	41.126 138.1									
8	2'36.615	34.326	43.476	37.263	41.550 138.8									
9	2'33.184	34.900	43.037	35.013	40.234 140.0									
10	2'34.218	34.787	43.143	35.395	40.893 140.9									
11	2'41.778 P	35.718	42.954	37.306	45.800 139.9									
33rd	11	Clarissa Carolina MI ADAC e.V. GER												
		Runs=2	Total laps=10	Full laps=7										
1	5'44.628	3'29.155	50.045	43.464	41.964									
2	2'43.706	38.181	44.534	39.650	41.341 129.8									
3	2'41.320	37.094	44.536	39.179	40.511 133.0									
4	2'49.985 P	37.781	43.631	42.210	46.363 130.7									
5	4'22.487	2'11.901	46.416	42.311	41.859									
6	2'42.605	37.779	44.206	39.524	41.096 129.0									
7	2'36.471	37.398	42.760	36.962	39.351 133.2									
8	2'38.048	38.265	43.988	36.154	39.641 136.2									
9	2'36.855	36.610	42.432	38.244	39.569 134.9									
10	2'34.600	36.678	41.768	36.318	39.836 135.1									
34th	19	Michelle Jenifer KÖ ADAC Sachsen e.V. GER												
		Runs=1	Total laps=3	Full laps=1										
1	4'31.096			43.512	43.636									
2	2'36.327			37.527	39.984									
3	2'38.289 P			37.450	46.686									

Fastest Lap: Michael GERSTACKER ADAC Team Nordbay GER **2'05.807** 28.947 34.711 29.557 32.592

DORNA DATA PROCESSING TIMING SERVICE DORNA DATA PROCESSING TIMING SERVICE DORNA DATA PROCESSING TIMING SERVICE DORNA DATA PROCESSING TIMING SERVICE DORNA DATA PROCESSING TIMING SERVICE DORNA DATA PROCESSING TIMING SERVICE DORNA DATA PROCESSING TIMING SERVICE DORNA DATA PROCESSING TIMING SERVICE DORNA DATA PROCESSES

Qualifying Practice Nr. 2

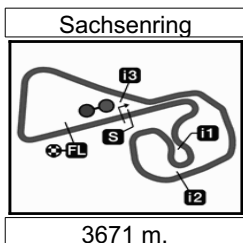
Junior

Lap	Lap Time		T1	T2	T3	T4	Speed	Lap	Lap Time		T1	T2	T3	T4	Speed
36th	18	Felix KLINCK	ADAC Nordbaden e.V. GER												
			Runs=2		Total laps=3			Full laps=0							
1	5'28.648	P	3'26.100	42.183	35.610	44.755									
2	6'37.591		4'44.785	39.773	34.577	38.456									
3	2'24.801	P	32.618	39.135	32.359	40.689	138.4								

Lap	Lap Time		T1	T2	T3	T4	Speed	Lap	Lap Time		T1	T2	T3	T4	Speed
37th	31	Tony GLÖSS	ADAC Sachsen e.V. GER												
			Runs=2		Total laps=3			Full laps=0							
1	5'16.174		3'10.223	47.998	37.254	40.699									
2	2'40.205	P	38.038	42.095	36.105	43.967	127.2								
3	3'53.704	P	1'51.298	43.232	35.054	44.120									

Fastest Lap: Michael GERSTACKER ADAC Team Nordbay GER **2'05.807** 28.947 34.711 29.557 32.592

DORNA DATA PROCESSING TIMING SERVICE DORNA DATA PROCESSING TIMING SERVICE DORNA DATA PROCESSING TIMING SERVICE DORNA DATA PROCESSING TIMING SERVICE DORNA DATA PROCESSING TIMING SERVICE DORNA DATA PROCESSING TIMING SERVICE DORNA DATA PROCESSING TIMING SERVICE DORNA DATA PROCESSING TIMING SERVICE DORNA DATA PROCESSING TIMING SERVICE DORNA DATA PROCESSING TIMING SERVICE DORNA DATA PROCCEESS



Computerised results and timing service provided by TISSOT

Junior

eni MOTORRAD GRAND PRIX DEUTSCHLAND

Official Practice Times

13

		Rider	Nation	Team	MOTORCYCLE	QP1	QP2	Gap	QP2-QP1
1	7	A.MICHAIL	GRE	ADAC Team Hansa	APRILIA	2'01.370	7		
2	51	C.ROSSI	SWI		APRILIA	2'02.288	14	2'14.182	6 0.918 0.918 11.894
3	4	C.STANGE	GER	ADAC Racing Team AMC Sari e.V.	APRILIA	2'03.421	11	2'08.651	6 2.051 1.133 5.230
4	24	K.RENTZSCH	GER	ADAC Racing Team AMC Sari e.V.	APRILIA	2'03.659	12	2'09.405	5 2.289 0.238 5.746
5	21	J.GEITNER	GER	Freudenberg Racing/ADAC Team	APRILIA	2'03.928	14	2'07.085	13 2.558 0.269 3.157
6	18	F.KLINCK	GER	ADAC Nordbaden e.V./AMC Albga	APRILIA	2'04.137	14		2.767 0.209
7	50	H.SOOMER	EST	PZ Motorsport	APRILIA	2'04.724	13	2'08.650	12 3.354 0.587 3.926
8	17	N.TIETZE	GER	ADAC Racing Team AMC Sari e.V.	APRILIA	2'04.995	11	2'10.741	8 3.625 0.271 5.746
9	5	S.KROG	GER	PZ motorsport/MSC Porz-Köln e.V.	APRILIA	2'05.440	14	2'16.996	8 4.070 0.445 11.556
10	12	G.NODERER	GER	ADAC Team Nordbayern e.V.	APRILIA	2'05.445	14	2'08.264	11 4.075 0.005 2.819
11	15	M.GERSTACKER	GER	ADAC Team Nordbayern e.V.	APRILIA	2'14.254	6	2'05.807	14 4.437 0.362 -8.447
12	26	J.SCHMIDT	GER	ADAC e.V.	APRILIA	2'06.113	11	2'12.786	9 4.743 0.306 6.673
13	53	E.SACHMANN	GRC		APRILIA	2'07.553	13	2'11.322	12 6.183 1.440 3.769
14	19	M.KÖRNER	GER	ADAC Sachsen e.V.	APRILIA	2'07.781	13	2'36.327	2 6.411 0.228 28.546
15	54	J.POSTMA	NED		APRILIA	2'07.968	7	2'08.350	13 6.598 0.187 0.382
16	56	W.GRUNINGER	SWI	PSS Racing	APRILIA	2'08.402	13	2'11.862	4 7.032 0.434 3.460
17	30	R.NEUBAUER	GER	ADAC Team Nordbayern e.V.	APRILIA	2'08.567	7	2'14.213	12 7.197 0.165 5.646
18	10	T.GÜNTHER	GER	ADAC Sachsen e.V.	APRILIA	2'08.678	12	2'12.557	12 7.308 0.111 3.879
19	55	S.FROSSARD	SWI	JLD Performance 42	APRILIA	2'16.104	4	2'09.021	11 7.651 0.343 -7.083
20	52	K.ROFNER	AUT	PBIG München	APRILIA	2'09.562	9	2'09.154	11 7.784 0.133 -0.408
21	28	L.ZIESING	GER	ADAC Westfalen e.V.	APRILIA	2'09.251	6	2'14.531	12 7.881 0.097 5.280
22	35	D.GEBHARDT	GER	ADAC Team Nordbayern e.V.	APRILIA	2'10.003	9	2'16.332	7 8.633 0.752 6.329
23	14	H.WIEDEMANN	GER	ADAC Westfalen e.V.	APRILIA	2'18.154	6	2'10.006	9 8.636 0.003 -8.148
24	6	G.INVERSO	GER	ADAC Hessen Thüringen e.V.	APRILIA	2'10.126	13	2'12.819	4 8.756 0.120 2.693
25	23	T.THURMAYER	GER	ADAC Team Nordbayern e.V.	APRILIA	2'14.034	2	2'10.176	11 8.806 0.050 -3.858
26	33	P.ECKERT	GER	ADAC Team Nordbayern e.V.	APRILIA	2'11.252	13	2'25.201	3 9.882 1.076 13.949
27	34	K.SCHWARTZ	GER	ADAC Sport Team Südbayern e.V.	APRILIA	2'11.394	13	2'15.831	9 10.024 0.142 4.437
28	16	F.FRANKENBERG	GER	ADAC Team Nordbayern e.V.	APRILIA	2'11.850	13	2'24.316	6 10.480 0.456 12.466
29	8	M.ZELLHÖFER	GER	ADAC Team Nordbayern e.V.	APRILIA	2'19.553	12	2'13.306	12 11.936 1.456 -6.247
30	9	C.GEBHARDT	GER	ADAC Team Nordbayern e.V.	APRILIA	2'13.644	6	2'17.029	10 12.274 0.338 3.385
31	2	R.NICKEL	GER	ADAC e.V.	APRILIA	2'20.948	9	2'13.965	10 12.595 0.321 -6.983
32	1	C.KOGELBAUER	GER	ADAC e.V.	APRILIA	2'20.237	12	2'14.709	9 13.339 0.744 -5.528
33	3	L.LANGSTÄDTLER	GER	ADAC Hessen Thüringen e.V.	APRILIA	2'14.874	13	2'18.505	9 13.504 0.165 3.631
34	31	T.GLÖSS	GER	ADAC Sachsen e.V.	APRILIA	2'15.455	6		14.085 0.581
35	22	K.LEIBOLD	GER	ADAC Württemberg e.V.	APRILIA	2'16.128	12	2'21.122	7 14.758 0.673 4.994
36	11	C.MIEBACH	GER	ADAC e.V.	APRILIA	2'17.630	9	2'34.600	10 16.260 1.502 16.970
Not qualified (Out 115%)									
	32	N.KASTENHOLZ	GER	ADAC Mittelrhein e.V.	APRILIA	2'21.318	4	2'33.184	9 19.948 3.688 11.866

R()=Replacement ___=Replaced

The results are provisional until the end of the limit for protest and appeals.

Time limit for protest expires 60' after publication of the results - Mr. Time:

DORNA DATA PROCESSING TIMING SERVICE DORNA DATA PROCESSING TIMING SERVICE DORNA DATA PROCESSING TIMING SERVICE DORNA DATA PROCESSING TIMING SERVICE DORNA DATA PROCESSING TIMING SERVICE DORNA DATA PROCESSING TIMING SERVICE DORNA DATA PROCESSING TIMING SERVICE DORNA DATA PROCESSING TIMING SERVICE DORNA DATA PROCESSING TIMING SERVICE DORNA DATA PROCESSING TIMING SERVICE DORNA DATA PROCESSING TIMING SERVICE DORNA DATA PROCESSING TIMING SERVICE DORNA DATA PROCESSING TIMING SERVICE DORNA DATA PROCESSING TIMING SERVICE DORNA DATA PROCESSING



Rider

Nation Team

MOTORCYCLE QP1

QP2

Gap QP2-QP1

Qualification Time 115%

2'19.575

Best Lap:	Lap 7	Aris MICHAIL	2'01.370	108.886 Km/h
Best Record Lap:	2011	Max MAURISCHAT	1'40.714	131.219 Km/h
Best Lap:	2011	Max MAURISCHAT	1'40.714	131.219 Km/h

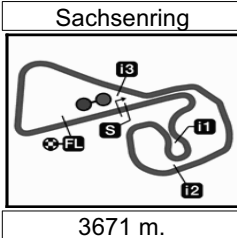
R()=Replacement ___=Replaced

The results are provisional until the end of the limit for protest and appeals.

Time limit for protest expires 60' after publication of the results - Mr. Time:

DORNA DATA PROCESSING TIMING SERVICE DORNA DATA PROCESSING TIMING SERVICE DORNA DATA PROCESSING TIMING SERVICE DORNA DATA PROCESSING TIMING SERVICE DORNA DATA PROCESSING TIMING SERVICE DORNA DATA PROCESSING TIMING SERVICE DORNA DATA PROCESSING TIMING SERVICE DORNA DATA PROCESSING TIMING SERVICE DORNA DATA PROCEESSS

Sachsenring, Friday, July 06, 2012

**eni MOTORRAD GRAND PRIX DEUTSCHLAND****Race**

Classification after 15 laps = 55.065 km

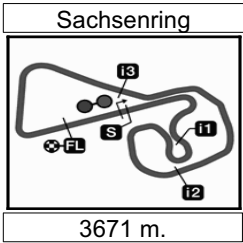
20

Pos	Rider	Nation	Team	Motorcycle	Total Time	Km/h	Gap
1	25 15 Michael GERSTACKER	GER	ADAC Team Nordbayern e.V.	APRILIA	26'09.681	126.289	
2	20 50 Hannes SOOMER	EST	PZ Motorsport	APRILIA	26'09.955	126.267	0.274
3	16 21 Jonas GEITNER	GER	Freudenberg Racing/ADAC Tea	APRILIA	26'18.369	125.594	8.688
4	13 12 Gabriel NODERER	GER	ADAC Team Nordbayern e.V.	APRILIA	26'25.711	125.012	16.030
5	11 17 Nico TIETZE	GER	ADAC Racing Team AMC Sari	APRILIA	26'25.829	125.003	16.148
6	10 52 Kevin ROFNER	AUT	PBIG München	APRILIA	26'25.882	124.999	16.201
7	9 24 Kevin RENTZSCH	GER	ADAC Racing Team AMC Sari	APRILIA	26'32.645	124.468	22.964
8	8 35 Daniel GEBHARDT	GER	ADAC Team Nordbayern e.V.	APRILIA	26'32.757	124.459	23.076
9	7 5 Sebastian KROG	GER	PZ motorsport/MSC Porz-Köln	APRILIA	26'32.863	124.451	23.182
10	6 54 Johan POSTMA	NED		APRILIA	26'44.375	123.558	34.694
11	5 23 Toni THURMAYER	GER	ADAC Team Nordbayern e.V.	APRILIA	27'00.136	122.356	50.455
12	4 28 Leon ZIESING	GER	ADAC Westfalen e.V.	APRILIA	27'01.152	122.279	51.471
13	3 18 Felix KLINCK	GER	ADAC Nordbaden e.V./AMC Alb	APRILIA	27'01.479	122.255	51.798
14	2 16 Fabio FRANKENBERGER	GER	ADAC Team Nordbayern e.V.	APRILIA	27'07.889	121.773	58.208
15	1 55 Stéphane FROSSARD	SWI	JLD Performance 42	APRILIA	27'07.955	121.768	58.274
16	26 Jan SCHMIDT	GER	ADAC e.V.	APRILIA	27'08.367	121.737	58.686
17	8 Marc ZELLHÖFER	GER	ADAC Team Nordbayern e.V.	APRILIA	27'15.931	121.175	1'06.250
18	1 Christopher KOGELBAU	GER	ADAC e.V.	APRILIA	27'25.655	120.459	1'15.974
19	6 Giuseppe INVERSO	GER	ADAC Hessen Thüringen e.V.	APRILIA	27'26.013	120.432	1'16.332
20	10 Tom GÜNTHER	GER	ADAC Sachsen e.V.	APRILIA	27'37.572	119.592	1'27.891
21	19 Michelle Jenifer KÖRNE	GER	ADAC Sachsen e.V.	APRILIA	27'45.706	119.008	1'36.025
22	56 Wayne GRUNINGER	SWI	PSS Racing	APRILIA	27'46.124	118.979	1'36.443
23	30 Ricarda NEUBAUER	GER	ADAC Team Nordbayern e.V.	APRILIA	27'59.471	118.033	1'49.790
24	3 Leon LANGSTÄDTLER	GER	ADAC Hessen Thüringen e.V.	APRILIA	26'29.520	116.398	1 lap
25	33 Patrick ECKERT	GER	ADAC Team Nordbayern e.V.	APRILIA	27'03.191	113.984	1 lap
26	11 Clarissa Carolina MIEBA	GER	ADAC e.V.	APRILIA	27'56.455	110.362	1 lap
27	34 Kathi SCHWARTZ	GER	ADAC Sport Team Südbayern e	APRILIA	27'07.505	105.562	2 laps
Not Classified							
	2 Robin NICKEL	GER	ADAC e.V.	APRILIA	15'05.951	116.700	7 laps
	4 Christianian STANGE	GER	ADAC Racing Team AMC Sari	APRILIA	12'22.006	124.674	8 laps
	51 Colin ROSSI	SWI		APRILIA	12'30.390	123.281	8 laps
	53 Emil SACHMANN	GRC		APRILIA	12'31.279	123.135	8 laps
Not finished first lap							
	14 Hagen WIEDEMANN	GER	ADAC Westfalen e.V.	APRILIA			
	9 Christoph GEBHARDT	GER	ADAC Team Nordbayern e.V.	APRILIA			
	31 Tony GLÖSS	GER	ADAC Sachsen e.V.	APRILIA			
	22 Kenny LEIBOLD	GER	ADAC Württemberg e.V.	APRILIA			
Disqualified							
	7 Aris MICHAIL	GER	ADAC Team Hansa	APRILIA			

The results are provisional until the end of the limit for protest and appeals.

Time limit for protest expires 60' after publication of the results - Mr. Time:

DORNA DATA PROCESSING TIMING SERVICE DORNA DATA PROCESSING TIMING SERVICE DORNA DATA PROCESSING TIMING SERVICE DORNA DATA PROCESSING TIMING SERVICE DORNA DATA PROCESSING TIMING SERVICE DORNA DATA PROCESSING TIMING SERVICE DORNA DATA PROCESSING TIMING SERVICE DORNA DATA PROCESSING TIMING SERVICE DORNA DATA PROCESSING TIMING SERVICE DORNA DATA PROCESSING TIMING SERVICE DORNA DATA PROCESSING



Computerised results and timing service provided by **TISSOT**

**Revised
Junior**

eni MOTORRAD GRAND PRIX DEUTSCHLAND

Race

Classification after 15 laps = 55.065 km

20

<i>Pos</i>	<i>Rider</i>	<i>Nation</i>	<i>Team</i>	<i>Motorcycle</i>	<i>Total Time</i>	<i>Km/h</i>	<i>Gap</i>
------------	--------------	---------------	-------------	-------------------	-------------------	-------------	------------

Race condition: Dry
 Air: 20°
 Humidity: 76%
 Ground: 24°

<i>Pole Position:</i>		Aris MICHAIL	2'01.370	108.886 Km/h
<i>Fastest Lap:</i>	Lap 10	Hannes SOOMER	1'42.524	128.902 Km/h
<i>Circuit Record Lap:</i>	2011	Max MAURISCHAT	1'40.714	131.219 Km/h
<i>Circuit Best Lap:</i>	2011	Max MAURISCHAT	1'40.714	131.219 Km/h

17:20'00

17:33'00

17:36'03

17:51'08 Robin NICKEL

SIGHTING LAP START

WARM UP LAP START

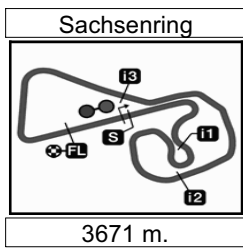
RACE START

entered pits and retired

The results are provisional until the end of the limit for protest and appeals.

Time limit for protest expires 60' after publication of the results - Mr. Time:

DORNA DATA PROCESSING TIMING SERVICE DORNA DATA PROCESSING TIMING SERVICE DORNA DATA PROCESSING TIMING SERVICE DORNA DATA PROCESSING TIMING SERVICE DORNA DATA PROCESSING TIMING SERVICE DORNA DATA PROCESSING TIMING SERVICE DORNA DATA PROCESSING TIMING SERVICE DORNA DATA PROCCEESSS



Computerised results and timing service provided by **TISSOT**

Junior

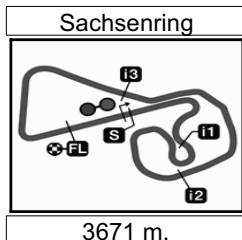
eni MOTORRAD GRAND PRIX DEUTSCHLAND

Race

Fastest Lap of Each Rider

23

		Rider	Nation	Team	Motorcycle	Time	Lap	Total	Gap
1	50	Hannes SOOMER	EST	PZ Motorsport	APRILIA	1'42.524	10	15	
2	15	Michael GERSTACKER	GER	ADAC Team Nordbayern e.V.	APRILIA	1'43.155	15	15	0.631 0.631
3	7	Aris MICHAIL	GER	ADAC Team Hansa	APRILIA	1'43.390	15	15	0.866 0.235
4	12	Gabriel NODERER	GER	ADAC Team Nordbayern e.V.	APRILIA	1'43.604	15	15	1.080 0.214
5	52	Kevin ROFNER	AUT	PBIG München	APRILIA	1'43.765	15	15	1.241 0.161
6	21	Jonas GEITNER	GER	Freudenberg Racing/ADAC Tea	APRILIA	1'43.822	10	15	1.298 0.057
7	17	Nico TIETZE	GER	ADAC Racing Team AMC Sari	APRILIA	1'44.219	15	15	1.695 0.397
8	4	Christianian STANGE	GER	ADAC Racing Team AMC Sari	APRILIA	1'44.735	7	7	2.211 0.516
9	35	Daniel GEBHARDT	GER	ADAC Team Nordbayern e.V.	APRILIA	1'44.751	14	15	2.227 0.016
10	24	Kevin RENTZSCH	GER	ADAC Racing Team AMC Sari	APRILIA	1'44.926	9	15	2.402 0.175
11	5	Sebastian KROG	GER	PZ motorsport/MSC Porz-Köln	APRILIA	1'45.034	14	15	2.510 0.108
12	54	Johan POSTMA	NED		APRILIA	1'45.436	5	15	2.912 0.402
13	51	Colin ROSSI	SWI		APRILIA	1'45.679	5	7	3.155 0.243
14	53	Emil SACHMANN	GRC		APRILIA	1'45.734	5	7	3.210 0.055
15	55	Stéphane FROSSARD	SWI	JLD Performance 42	APRILIA	1'46.223	14	15	3.699 0.489
16	16	Fabio FRANKENBERGER	GER	ADAC Team Nordbayern e.V.	APRILIA	1'46.261	14	15	3.737 0.038
17	23	Toni THURMAYER	GER	ADAC Team Nordbayern e.V.	APRILIA	1'46.276	15	15	3.752 0.015
18	28	Leon ZIESING	GER	ADAC Westfalen e.V.	APRILIA	1'46.686	13	15	4.162 0.410
19	26	Jan SCHMIDT	GER	ADAC e.V.	APRILIA	1'46.725	14	15	4.201 0.039
20	1	Christopher KOGELBAUER	GER	ADAC e.V.	APRILIA	1'46.801	13	15	4.277 0.076
21	18	Felix KLINCK	GER	ADAC Nordbaden e.V./AMC Alb	APRILIA	1'47.325	15	15	4.801 0.524
22	8	Marc ZELLHÖFER	GER	ADAC Team Nordbayern e.V.	APRILIA	1'47.457	9	15	4.933 0.132
23	6	Giuseppe INVERSO	GER	ADAC Hessen Thüringen e.V.	APRILIA	1'48.030	15	15	5.506 0.573
24	10	Tom GÜNTHER	GER	ADAC Sachsen e.V.	APRILIA	1'48.284	14	15	5.760 0.254
25	19	Michelle Jenifer KÖRNER	GER	ADAC Sachsen e.V.	APRILIA	1'48.658	7	15	6.134 0.374
26	56	Wayne GRUNINGER	SWI	PSS Racing	APRILIA	1'49.707	11	15	7.183 1.049
27	2	Robin NICKEL	GER	ADAC e.V.	APRILIA	1'50.671	5	8	8.147 0.964
28	30	Ricarda NEUBAUER	GER	ADAC Team Nordbayern e.V.	APRILIA	1'50.734	15	15	8.210 0.063
29	3	Leon LANGSTÄDTLER	GER	ADAC Hessen Thüringen e.V.	APRILIA	1'51.697	13	14	9.173 0.963
30	33	Patrick ECKERT	GER	ADAC Team Nordbayern e.V.	APRILIA	1'53.608	12	14	11.084 1.911
31	11	Clarissa Carolina MIEBACH	GER	ADAC e.V.	APRILIA	1'54.000	13	14	11.476 0.392
32	34	Kathi SCHWARTZ	GER	ADAC Sport Team Südbayern e	APRILIA	1'56.920	3	13	14.396 2.920



Computerised results and timing service provided by **TISSOT**

Junior

eni MOTORRAD GRAND PRIX DEUTSCHLAND

Race

Chronological Analysis of Performances

25

P Crossing the finish line in pit lane *T1* Time from finish line to 1st intermediate *T3* Time from 2nd intermed. to 3rd intermed.
T2 Time from 1st intermed. to 2nd intermed. *T4* Time from 3rd intermediate to finish line

Lap	Lap Time	T1	T2	T3	T4	Speed	Lap	Lap Time	T1	T2	T3	T4	Speed
-----	----------	----	----	----	----	-------	-----	----------	----	----	----	----	-------

1st 7 Aris MICHAÏL ADAC Team Hansa GER							15 1'43.791 25.541 26.818 24.276 27.156 151.2						
1	1'49.082	26.717	28.560	25.550	28.255	81.9							
2	1'46.067	25.816	27.969	24.477	27.805	151.2							
3	1'45.757	25.587	27.925	24.698	27.547	149.7							
4	1'45.064	25.505	27.529	24.518	27.512	149.8							
5	1'44.523	25.253	27.669	24.121	27.480	150.3							
6	1'44.713	25.305	27.769	24.169	27.470	148.6							
7	1'44.717	25.307	27.507	24.335	27.568	149.4							
8	1'44.086	25.253	27.593	24.011	27.229	149.8							
9	1'43.869	25.109	27.597	24.004	27.159	149.4							
10	1'43.681	25.051	27.426	23.970	27.234	148.4							
11	1'43.723	25.124	27.413	24.242	26.944	153.1							
12	1'43.424	24.837	27.306	23.919	27.362	150.0							
13	1'43.770	25.037	27.393	24.081	27.259	148.9							
14	1'43.724	25.019	27.385	24.057	27.263	150.7							
15	1'43.390	24.774	27.409	23.924	27.283	150.9							

4th 21 Jonas GEITNER Freudenberg Racing/A GER						
1	1'49.734	27.363	28.532	25.370	28.469	89.3
2	1'47.475	26.007	28.704	24.750	28.014	150.4
3	1'45.662	25.296	28.198	24.464	27.704	156.1
4	1'44.559	25.050	27.669	24.257	27.583	154.3
5	1'44.291	24.795	27.641	23.933	27.922	156.4
6	1'45.231	25.273	27.872	24.160	27.926	154.0
7	1'44.785	24.701	27.483	24.882	27.719	154.0
8	1'44.393	24.840	27.807	24.206	27.540	153.8
9	1'43.866	24.689	27.501	24.352	27.324	155.4
10	1'43.822	24.686	27.605	24.052	27.479	154.2
11	1'44.317	24.735	27.813	24.395	27.374	153.6
12	1'44.549	24.940	27.665	24.399	27.545	153.5
13	1'45.047	25.438	27.667	24.339	27.603	152.6
14	1'45.398	24.924	28.083	24.583	27.808	153.7
15	1'45.240	25.234	27.735	24.553	27.718	151.8

2nd 15 Michael GERSTACK ADAC Team Nordbay GER							5th 12 Gabriel NODERER ADAC Team Nordbay GER						
1	1'50.434	28.044	28.981	25.129	28.280	98.0							
2	1'45.780	25.409	28.367	24.667	27.337	156.0							
3	1'45.016	24.704	27.861	24.875	27.576	154.2							
4	1'45.069	24.789	27.866	24.840	27.574	156.6							
5	1'44.804	24.715	27.785	24.419	27.885	156.0							
6	1'45.037	24.986	27.904	24.760	27.387	151.6							
7	1'44.197	24.773	27.298	24.368	27.758	152.8							
8	1'45.154	25.108	27.857	24.561	27.628	154.7							
9	1'43.584	24.835	27.138	24.141	27.470	151.7							
10	1'43.175	24.797	27.162	24.006	27.210	152.3							
11	1'43.615	24.653	27.471	24.286	27.205	154.8							
12	1'43.701	24.583	27.208	24.122	27.788	153.4							
13	1'43.509	24.705	27.078	24.397	27.329	152.3							
14	1'43.451	24.599	27.320	24.092	27.440	154.1							
15	1'43.155	24.814	27.103	24.432	26.806	158.6							

3rd 50 Hannes SOOMER PZ Motorsport EST							6th 17 Nico TIETZE ADAC Racing Team A GER						
1	1'48.841	26.936	28.435	25.293	28.177	89.9							
2	1'47.192	26.315	28.282	24.456	28.139	147.6							
3	1'45.438	25.275	27.554	24.753	27.856	150.6							
4	1'45.057	25.257	27.680	24.507	27.613	153.0							
5	1'44.879	24.872	27.570	24.390	28.047	153.0							
6	1'44.960	24.900	27.759	24.517	27.784	151.4							
7	1'44.175	24.724	27.601	24.162	27.688	153.3							
8	1'45.039	25.118	27.725	24.450	27.746	153.0							
9	1'43.601	24.922	27.032	24.294	27.353	153.1							
10	1'42.524	24.462	27.009	23.723	27.330	154.8							
11	1'44.173	24.816	27.431	24.478	27.448	153.6							
12	1'44.087	24.754	27.131	24.198	28.004	152.3							
13	1'43.308	24.861	26.912	24.236	27.299	149.2							
14	1'42.890	24.580	27.191	24.000	27.119	154.2							

1st 7 Aris MICHAÏL ADAC Team Hansa GER							4th 21 Jonas GEITNER Freudenberg Racing/A GER						
1	1'49.082	26.717	28.560	25.550	28.255	81.9							
2	1'46.067	25.816	27.969	24.477	27.805	151.2							
3	1'45.757	25.587	27.925	24.698	27.547	149.7							
4	1'45.064	25.505	27.529	24.518	27.512	149.8							
5	1'44.523	25.253	27.669	24.121	27.480	150.3							
6	1'44.713	25.305	27.769	24.169	27.470	148.6							
7	1'44.717	25.307	27.507	24.335	27.568	149.4							
8	1'44.086	25.253	27.593	24.011	27.229	149.8							
9	1'43.869	25.109	27.597	24.004	27.159	149.4							
10	1'43.681	25.051	27.426	23.970	27.234	148.4							
11	1'43.723	25.124	27.413	24.242	26.944	153.1							
12	1'43.424	24.837	27.306	23.919	27.362	150.0							
13	1'43.770	25.037	27.393	24.081	27.259	148.9							
14	1'43.724	25.019	27.385	24.057	27.263	150.7							
15	1'43.390	24.774	27.409	23.924	27.283	150.9							

2nd 15 Michael GERSTACK ADAC Team Nordbay GER							5th 12 Gabriel NODERER ADAC Team Nordbay GER						
1	1'50.434	28.044	28.981	25.129	28.280	98.0							
2	1'45.780	25.409	28.367	24.667	27.337	156.0							
3	1'45.016	24.704	27.861	24.875	27.576	154.2							
4	1'45.069	24.789	27.866	24.840	27.574	156.6							
5	1'44.804	24.715	27.785	24.419	27.885	156.0							
6	1'45.037	24.986	27.904	24.760	27.387	151.6							
7	1'44.197	24.773	27.298	24.368	27.758	152.8							
8	1'45.154	25.108	27.857	24.561	27.628	154.7							
9	1'43.584	24.835	27.138	24.141	27.470	151.7							
10	1'43.175	24.797	27.162	24.006	27.210	152.3							
11	1'43.615	24.653	27.471	24.286	27.205	154.8							
12	1'43.701	24.583	27.208	24.122	27.788	153.4							
13	1'43.509	24.705	27.078	24.397	27.329	152.3							
14	1'43.451	24.599	27.320	24.092	27.440	154.1							
15	1'43.155	24.814	27.103	24.432	26.806	158.6							

Fastest Lap: 1'43.390 24.774 27.409 23.924 27.283

DORNA DATA PROCESSING TIMING SERVICE DORNA DATA PROCESSING TIMING SERVICE DORNA DATA PROCESSING TIMING SERVICE DORNA DATA PROCESSING TIMING SERVICE DORNA DATA PROCESSING TIMING SERVICE DORNA DATA PROCESSING TIMING SERVICE DORNA DATA PROCESSING TIMING SERVICE DORNA DATA PROCESSING TIMING SERVICE DORNA DATA PROCESSING TIMING SERVICE DORNA DATA PROCESSING TIMING SERVICE DORNA DATA PROCESSING TIMING SERVICE DORNA DATA PROCESSES

Race

Junior

Lap	Lap Time	T1	T2	T3	T4	Speed	Lap	Lap Time	T1	T2	T3	T4	Speed	
13	1'45.105	25.501	27.566	24.703	27.335	149.4	4	1'46.245	25.232	28.608	24.666	27.739	152.5	
14	1'44.679	25.425	27.682	24.408	27.164	150.7	5	1'46.161	25.380	27.845	24.732	28.204	152.8	
15	1'44.219	25.091	27.423	24.135	27.570	149.2	6	1'45.918	25.193	28.007	25.233	27.485	153.6	
7th		52	Kevin ROFNER	PBIG München			AUT	7	1'45.646	25.250	27.883	24.737	27.776	152.2
1	1'50.810	28.216	28.896	25.296	28.402	107.2	8	1'45.274	25.278	27.937	24.532	27.527	150.1	
2	1'47.133	26.237	28.236	24.950	27.710	156.7	9	1'45.801	25.126	28.141	24.518	28.016	152.0	
3	1'45.814	25.289	27.778	24.974	27.773	159.0	10	1'45.883	25.234	27.987	24.810	27.852	152.5	
4	1'46.164	25.253	28.073	24.758	28.080	156.9	11	1'45.140	25.154	28.134	24.179	27.673	152.0	
5	1'46.332	25.327	28.096	24.856	28.053	154.2	12	1'46.384	25.054	28.632	24.654	28.044	153.3	
6	1'45.984	25.377	27.961	25.105	27.541	157.3	13	1'46.057	25.538	27.877	24.481	28.161	148.5	
7	1'45.694	25.254	28.032	24.688	27.720	154.7	14	1'45.034	25.172	27.799	24.289	27.774	150.2	
8	1'44.989	25.207	27.645	24.655	27.482	154.0	15	1'45.155	25.241	27.590	24.678	27.646	151.7	
9	1'44.661	25.036	27.712	24.469	27.444	156.1	11th		54	Johan POSTMA			NED	
10	1'44.982	24.942	27.796	25.063	27.181	153.1	1	1'51.429	28.625	29.134	25.289	28.381	99.8	
11	1'44.840	25.299	27.613	24.642	27.286	152.0	2	1'47.215	25.814	28.485	24.968	27.948	156.2	
12	1'44.721	24.796	27.776	24.642	27.507	155.1	3	1'46.172	25.197	28.033	24.982	27.960	156.4	
13	1'44.889	24.683	27.741	25.187	27.278	155.8	4	1'47.198	25.751	28.690	24.747	28.010	155.0	
14	1'45.104	24.935	27.898	24.963	27.308	152.9	5	1'45.436	25.102	27.727	24.635	27.972	155.3	
15	1'43.765	24.856	27.281	24.415	27.213	156.3	6	1'47.054	25.610	27.928	25.787	27.729	154.6	

Lap	Lap Time	T1	T2	T3	T4	Speed
1	1'49.479	26.499	28.764	25.845	28.371	87.2
2	1'47.619	25.903	28.740	25.008	27.968	153.7
3	1'46.442	25.184	28.336	24.863	28.059	155.5
4	1'46.240	25.035	28.288	24.734	28.183	156.9
5	1'46.310	25.250	28.252	24.834	27.974	153.0
6	1'46.087	25.303	28.141	24.769	27.874	152.0
7	1'46.438	25.169	28.211	25.056	28.002	153.3
8	1'45.476	25.245	27.962	24.721	27.548	156.0
9	1'44.926	25.004	27.796	24.389	27.737	152.8
10	1'45.847	25.182	28.160	24.722	27.783	153.3
11	1'45.229	25.037	27.931	24.541	27.720	151.2
12	1'46.511	24.913	28.692	24.847	28.059	152.9
13	1'45.769	25.280	27.745	24.709	28.035	149.2
14	1'45.170	25.096	27.676	24.635	27.763	151.6
15	1'45.102	25.165	27.668	24.536	27.733	150.8

Lap	Lap Time	T1	T2	T3	T4	Speed
1	1'53.474	29.156	30.141	25.987	28.190	105.9
2	1'47.215	25.954	28.198	24.903	28.160	154.6
3	1'46.448	25.670	28.205	24.853	27.720	154.2
4	1'46.036	25.243	28.158	24.718	27.917	156.8
5	1'45.695	25.233	27.998	24.704	27.760	155.5
6	1'45.941	25.187	27.593	25.264	27.897	153.9
7	1'45.340	24.932	28.169	24.884	27.355	157.8
8	1'45.975	25.324	28.161	24.798	27.692	154.6
9	1'45.826	25.380	28.239	24.434	27.773	152.5
10	1'45.258	25.185	27.622	24.555	27.896	151.9
11	1'45.883	25.451	28.070	24.646	27.716	152.1
12	1'44.915	25.312	27.738	24.337	27.528	152.2
13	1'45.130	24.849	27.561	24.155	28.565	154.7
14	1'44.751	24.963	27.857	24.089	27.842	154.2
15	1'44.870	25.210	27.899	24.235	27.526	155.6

Lap	Lap Time	T1	T2	T3	T4	Speed
1	1'50.883	27.815	28.863	25.360	28.845	91.2
2	1'47.009	26.007	28.247	24.772	27.983	154.8
3	1'46.273	25.472	27.987	24.898	27.916	153.3

Lap	Lap Time	T1	T2	T3	T4	Speed
1	1'51.429	28.625	29.134	25.289	28.381	99.8
2	1'47.215	25.814	28.485	24.968	27.948	156.2
3	1'46.172	25.197	28.033	24.982	27.960	156.4
4	1'47.198	25.751	28.690	24.747	28.010	155.0
5	1'45.436	25.102	27.727	24.635	27.972	155.3
6	1'47.054	25.610	27.928	25.787	27.729	154.6
7	1'46.483	25.518	28.094	25.102	27.769	153.1
8	1'45.813	25.408	27.759	24.901	27.745	153.9
9	1'47.256	26.217	28.081	24.900	28.058	152.2
10	1'46.845	25.434	27.995	25.085	28.331	150.7
11	1'46.354	25.485	28.071	24.842	27.956	151.2
12	1'46.753	25.545	28.042	25.079	28.087	151.5
13	1'46.545	25.522	28.354	24.888	27.781	151.9
14	1'47.032	25.117	28.652	25.061	28.202	151.4
15	1'46.790	25.204	28.430	25.046	28.110	151.0

Lap	Lap Time	T1	T2	T3	T4	Speed
1	1'54.255	29.691	30.198	25.689	28.677	108.4
2	1'49.877	26.579	28.921	25.364	29.013	150.8
3	1'49.604	26.490	29.023	25.305	28.786	147.9
4	1'48.447	26.491	28.438	25.095	28.423	148.3
5	1'47.882	26.110	28.400	25.035	28.337	148.2
6	1'47.467	25.849	28.086	25.237	28.295	147.1
7	1'47.092	25.641	27.864	25.177	28.410	150.9
8	1'47.320	25.494	28.129	25.444	28.253	149.8
9	1'47.245	25.700	28.182	25.108	28.255	151.0
10	1'47.179	25.625	28.030	25.431	28.093	148.1
11	1'47.012	25.605	28.128	25.166	28.113	150.3
12	1'46.884	25.552	28.007	25.081	28.244	151.4
13	1'46.837	25.451	28.257	24.827	28.302	152.1
14	1'46.759	25.526	27.901	25.176	28.156	152.8
15	1'46.276	25.624	27.816	24.827	28.009	147.5

Lap	Lap Time	T1	T2	T3	T4	Speed
1	1'55.480	30.385	30.360	26.105	28.630	101.3
2	1'49.718	26.380	29.190	25.873	28.275	150.4
3	1'48.854	25.648	29.271	25.375	28.560	149.5
4	1'48.924	26.463	28.687	25.381	28.393	149.8
5	1'47.188	25.615	28.486	25.440	27.647	152.7
6	1'46.890	25.346	28.277	25.297	27.970	150.3
7	1'47.131	25.537	28.067	25.489	28.038	147.5
8	1'47.468	25.576	28.188	25.488	28.216	146.9
9	1'47.048	25.704	28.274	25.247	27.823	147.0
10	1'47.235	25.610	28.348	25.395	27.882	147.4
11	1'47.138	25.652	28.375	25.407	27.704	146.5
12	1'46.945	25.552	28.173	25.178	28.042	147.0

Fastest Lap:

1'43.390 24.774 27.409 23.924 27.283

DORNA DATA PROCESSING TIMING SERVICE DORNA DATA PROCESSING TIMING SERVICE DORNA DATA PROCESSING TIMING SERVICE DORNA DATA PROCESSING TIMING SERVICE DORNA DATA PROCESSING TIMING SERVICE DORNA DATA PROCESSING TIMING SERVICE DORNA DATA PROCESSING TIMING SERVICE DORNA DATA PROCESSING TIMING SERVICE DORNA DATA PROCCESSS

Race

Junior

Lap	Lap Time	T1	T2	T3	T4	Speed	Lap	Lap Time	T1	T2	T3	T4	Speed					
28th	34	Kathi SCHWARTZ ADAC Sport Team Sü GER					unfinished		30.333					103.8				
1	2'51.735	1'14.432	37.705	28.648	30.950	110.2	34th	9	Christoph GEBHAR ADAC Team Nordbay GER					unfinished	30.784	30.732	26.615	110.7
2	1'58.246	28.357	31.578	27.631	30.680	147.9	unfinished											
3	1'56.920	28.394	31.084	27.224	30.218	148.0	35th	31	Tony GLÖSS ADAC Sachsen e.V. GER					unfinished	32.655	31.744	26.528	110.2
4	1'59.416	28.303	32.553	27.442	31.118	148.8	unfinished											
5	2'02.493	29.258	33.437	28.992	30.806	147.0												
6	2'01.090	28.867	32.529	28.981	30.713	148.6												
7	2'01.031	28.510	33.019	28.176	31.326	148.3												
8	2'03.104	28.690	33.785	28.708	31.921	147.2												
9	2'02.803	28.971	33.228	28.436	32.168	145.7												
10	2'03.531	29.111	33.481	28.714	32.225	144.1												
11	2'03.494	29.019	33.687	28.794	31.994	149.3												
12	2'02.063	28.457	33.458	28.603	31.545	149.4												
13	2'01.579	28.615	33.354	28.372	31.238	146.0												
29th	2	Robin NICKEL ADAC e.V. GER																
1	1'58.173	30.888	31.250	26.465	29.570	111.2												
2	1'51.794	26.607	29.430	26.605	29.152	151.6												
3	1'51.175	26.664	28.950	26.317	29.244	151.4												
4	1'51.118	26.051	29.144	26.698	29.225	154.2												
5	1'50.671	26.186	28.857	26.044	29.584	150.7												
6	1'51.852	26.697	29.221	26.897	29.037	149.3												
7	1'51.776	26.324	29.351	26.526	29.575	149.7												
8	1'59.392 P	26.575	29.772	27.440	35.605	147.5												
30th	4	Christianian STANG ADAC Racing Team A GER																
1	1'49.721	27.174	28.377	25.686	28.484	83.3												
2	1'46.865	25.860	28.564	24.640	27.801	152.8												
3	1'44.994	25.331	27.649	24.324	27.690	153.8												
4	1'45.079	25.515	27.733	24.197	27.634	153.6												
5	1'45.012	25.148	27.752	23.893	28.219	154.3												
6	1'45.600	25.092	27.885	24.323	28.300	155.6												
7	1'44.735	25.288	27.672	24.315	27.460	151.3												
	unfinished	25.056	27.464			152.6												
31st	51	Colin ROSSI SWI																
1	1'50.750	27.571	28.796	25.266	29.117	82.5												
2	1'47.741	25.989	28.345	25.349	28.058	155.7												
3	1'46.500	25.780	28.093	24.568	28.059	152.5												
4	1'46.068	25.400	28.344	24.563	27.761	157.7												
5	1'45.679	25.547	27.965	24.303	27.864	154.7												
6	1'47.250	25.450	27.945	25.962	27.893	152.0												
7	1'46.402	25.551	28.250	24.825	27.776	152.2												
	unfinished	25.526				154.5												
32nd	53	Emil SACHMANN GRC																
1	1'52.256	28.772	29.447	25.775	28.262	93.9												
2	1'46.817	25.680	28.378	24.905	27.854	150.4												
3	1'46.380	25.429	27.999	25.056	27.896	149.5												
4	1'46.683	25.401	28.092	25.013	28.177	150.4												
5	1'45.734	25.530	27.646	24.791	27.767	150.2												
6	1'46.834	25.456	27.858	25.480	28.040	151.1												
7	1'46.575	25.496	28.827	24.702	27.550	151.8												
	unfinished	25.446				148.7												
33rd	14	Hagen WIEDEMANN ADAC Westfalen e.V. GER																

Fastest Lap:

1'43.390 24.774 27.409 23.924 27.283

DORNA DATA PROCESSING TIMING SERVICE DORNA DATA PROCESSING TIMING SERVICE DORNA DATA PROCESSING TIMING SERVICE DORNA DATA PROCESSING TIMING SERVICE DORNA DATA PROCESSING TIMING SERVICE DORNA DATA PROCESSING TIMING SERVICE DORNA DATA PROCESSING TIMING SERVICE DORNA DATA PROCCEESSS

NurLa p Time Gap

Lap 10

7	1'43.681	
50	1'42.524	0.147
15	1'43.175	0.691
21	1'43.822	2.259
17	1'44.813	10.955
52	1'44.982	11.004
12	1'45.358	11.263
24	1'45.847	13.305
5	1'45.883	13.534
35	1'45.258	15.649
54	1'46.845	19.342
18	1'47.964	32.428
28	1'47.235	34.377
23	1'47.179	34.809
55	1'46.987	38.319
26	1'47.310	38.501
16	1'47.081	38.582
8	1'47.520	43.926
6	1'48.426	51.225
1	1'48.899	55.433
10	1'50.328	1'02.254
56	1'50.828	1'02.684
19	1'50.631	1'02.939
30	1'51.584	1'11.332
3	1'51.886	1'27.668
33	1'55.534	1'54.124
11	1'54.968	2'44.726
34	2'03.531	3'28.810

Lap 11

7	1'43.723	
15	1'43.615	0.583
50	1'44.173	0.597
21	1'44.317	2.853
17	1'44.731	11.963
52	1'44.840	12.121
12	1'44.902	12.442
24	1'45.229	14.811
5	1'45.140	14.951
35	1'45.883	17.809
54	1'46.354	21.973
18	1'47.425	36.130
28	1'47.138	37.792
23	1'47.012	38.098
16	1'48.225	43.084
55	1'48.822	43.418
26	1'48.890	43.668
8	1'47.651	47.854
6	1'48.900	56.402
1	1'48.414	1'00.124
10	1'49.385	1'07.916
56	1'49.707	1'08.668
19	1'49.740	1'08.956
30	1'51.784	1'19.393
3	1'52.154	1'36.099
33	1'55.371	2'05.772
11	1'55.312	2'56.315
34	2'03.494	3'48.581

Lap 12

7	1'43.424	
15	1'43.701	0.860
50	1'44.087	1.260
21	1'44.549	3.978
17	1'44.581	13.120
52	1'44.721	13.418
12	1'44.543	13.561
24	1'46.511	17.898

5	1'46.384	17.911
35	1'44.915	19.300
54	1'46.753	25.302
18	1'47.654	40.360
28	1'46.945	41.313
23	1'46.884	41.558
16	1'48.118	47.778
55	1'48.078	48.072
26	1'48.106	48.350
8	1'48.784	53.214
6	1'48.968	1'01.946
1	1'48.432	1'05.132
10	1'48.453	1'12.945
56	1'50.030	1'15.274
19	1'50.005	1'15.537
30	1'51.677	1'27.646
3	1'53.759	1'46.434
33	1'53.608	2'15.956
11	1'56.173	3'09.064
34	2'02.063	4'07.220

Lap 13

7	1'43.770	
15	1'43.509	0.599
50	1'43.308	0.798
21	1'45.047	5.255
17	1'45.105	14.455
52	1'44.889	14.537
12	1'44.968	14.759
24	1'45.769	19.897
5	1'46.057	20.198
35	1'45.130	20.660
54	1'46.545	28.077
28	1'46.686	44.229
18	1'47.757	44.347
23	1'46.837	44.625
26	1'47.411	51.991
55	1'48.241	52.543
16	1'48.652	52.660
8	1'47.506	56.950
6	1'48.934	1'07.110
1	1'46.801	1'08.163
10	1'48.476	1'17.651
56	1'50.368	1'21.872
19	1'50.311	1'22.078
30	1'51.278	1'35.154
3	1'51.697	1'54.361
33	1'53.781	2'25.967
11	1'54.000	3'19.294
34	2'01.579	4'25.029

Lap 14

50	1'42.890	
7	1'43.724	0.036
15	1'43.451	0.362
21	1'45.398	6.965
17	1'44.679	15.446
12	1'44.872	15.943
52	1'45.104	15.953
24	1'45.170	21.379
5	1'45.034	21.544
35	1'44.751	21.723
54	1'47.032	31.421
23	1'46.759	47.696
28	1'47.325	47.866
18	1'47.331	47.990
26	1'46.725	55.028
55	1'46.223	55.078
16	1'46.261	55.233
8	1'47.581	1'00.843

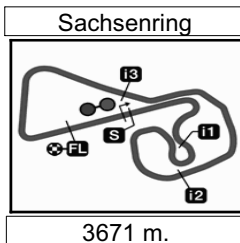
6	1'48.397	1'11.819
1	1'47.614	1'12.089
10	1'48.284	1'22.247
56	1'50.630	1'28.814
19	1'51.707	1'30.097
30	1'51.107	1'42.573
3	1'52.683	2'03.356
33	1'54.748	2'37.027
11	1'54.685	3'30.291

Lap 15

7	1'43.390	
15	1'43.155	0.091
50	1'43.791	0.365
21	1'45.240	8.779
12	1'43.604	16.121
17	1'44.219	16.239
52	1'43.765	16.292
24	1'45.102	23.055
35	1'44.870	23.167
5	1'45.155	23.273
54	1'46.790	34.785
23	1'46.276	50.546
28	1'47.122	51.562
18	1'47.325	51.889
16	1'46.492	58.299
55	1'46.713	58.365
26	1'47.175	58.777
8	1'48.924	1'06.341
1	1'47.402	1'16.065
6	1'48.030	1'16.423
10	1'49.161	1'27.982
19	1'49.445	1'36.116
56	1'51.146	1'36.534
30	1'50.734	1'49.881

Lapped rider

DORNA DATA PROCESSING TIMING SERVICE DORNA DATA PROCESSING TIMING SERVICE DORNA DATA PROCESSING TIMING SERVICE DORNA DATA PROCESSING TIMING SERVICE DORNA DATA PROCESSING TIMING SERVICE DORNA DATA PROCESSING TIMING SERVICE DORNA DATA PROCCESSSS



Computerised results and timing service provided by TISSOT

Junior

eni MOTORRAD GRAND PRIX DEUTSCHLAND
Official Starting Grid

Race : 15 laps = 55.065 km

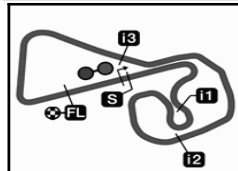


1	<p>1 2'01.370 7 Aris MICHAÏL Aprilia</p>	<p>2 2'02.288 51 Colin ROSSI Aprilia</p>	<p>3 2'03.421 4 Christianian STANGE Aprilia</p>
2	<p>4 2'03.659 24 Kevin RENTZSCH Aprilia</p>	<p>5 2'03.928 21 Jonas GEITNER Aprilia</p>	<p>6 2'04.137 18 Felix KLINCK Aprilia</p>
3	<p>7 2'04.724 50 Hannes SOOMER Aprilia</p>	<p>8 2'04.995 17 Nico TIETZE Aprilia</p>	<p>9 2'05.440 5 Sebastian KROG Aprilia</p>
4	<p>10 2'05.445 12 Gabriel NODERER Aprilia</p>	<p>11 2'05.807 15 Michael GERSTACKER Aprilia</p>	<p>12 2'06.113 26 Jan SCHMIDT Aprilia</p>
5	<p>13 2'07.553 53 Emil SACHMANN Aprilia</p>	<p>14 2'07.781 19 Michelle Jenifer KÖRNER Aprilia</p>	<p>15 2'07.968 54 Johan POSTMA Aprilia</p>
6	<p>16 2'08.402 56 Wayne GRUNINGER Aprilia</p>	<p>17 2'08.567 30 Ricarda NEUBAUER Aprilia</p>	<p>18 2'08.678 10 Tom GÜNTHER Aprilia</p>
7	<p>19 2'09.021 55 Stéphane FROSSARD Aprilia</p>	<p>20 2'09.154 52 Kevin ROFNER Aprilia</p>	<p>21 2'09.251 28 Leon ZIESING Aprilia</p>

The results are provisional until the end of the limit for protest and appeals and until the ratification of the Event Management Committee.

Time limit for protest expires 60' at the latest after publication of the results - Mr. Time:

DORNA DATA PROCESSING TIMING SERVICE DORNA DATA PROCESSING TIMING SERVICE DORNA DATA PROCESSING TIMING SERVICE DORNA DATA PROCESSING TIMING SERVICE DORNA DATA PROCESSING TIMING SERVICE DORNA DATA PROCESSING TIMING SERVICE DORNA DATA PROCESSING TIMING SERVICE DORNA DATA PROCESSING TIMING SERVICE DORNA DATA PROCCESSSS



3671 m.

eni MOTORRAD GRAND PRIX DEUTSCHLAND**Official Starting Grid**

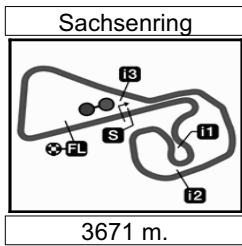
Race : 15 laps = 55.065 km

8	22 2'10.003 35 Daniel GEBHARDT Aprilia	23 2'10.006 14 Hagen WIEDEMANN Aprilia	24 2'10.126 6 Giuseppe INVERSO Aprilia
9	25 2'10.176 23 Toni THURMAYER Aprilia	26 2'11.252 33 Patrick ECKERT Aprilia	27 2'11.394 34 Kathi SCHWARTZ Aprilia
10	28 2'11.850 16 Fabio FRANKENBERGER Aprilia	29 2'13.306 8 Marc ZELLHÖFER Aprilia	30 2'13.644 9 Christoph GEBHARDT Aprilia
11	31 2'13.965 2 Robin NICKEL Aprilia	32 2'14.709 1 Christopher KOGELBAUER Aprilia	33 2'14.874 3 Leon LANGSTÄDTLER Aprilia
12	34 2'15.455 31 Tony GLÖSS Aprilia	35 2'16.128 22 Kenny LEIBOLD Aprilia	36 2'17.630 11 Clarissa Carolina MIEBACH Aprilia

The results are provisional until the end of the limit for protest and appeals and until the ratification of the Event Management Committee.

Time limit for protest expires 60' at the latest after publication of the results - Mr. Time:

DORNA DATA PROCESSING TIMING SERVICE DORNA DATA PROCESSING TIMING SERVICE DORNA DATA PROCESSING TIMING SERVICE DORNA DATA PROCESSING TIMING SERVICE DORNA DATA PROCESSING TIMING SERVICE DORNA DATA PROCESSING TIMING SERVICE DORNA DATA PROCESSING TIMING SERVICE DORNA DATA PROCESSING TIMING SERVICE DORNA DATA PROCESSING TIMING SERVICE DORNA DATA PROCCESSSS



Computerised results and timing service provided by **TISSOT**

Junior

eni MOTORRAD GRAND PRIX DEUTSCHLAND

Race

Fastest Laps Sequence

<i>Lap</i>	<i>Race Time</i>	<i>Rider</i>	<i>Nation</i>	<i>Motorcycle</i>	<i>Time</i>	<i>Km/h</i>	<i>Riders's Lap</i>
2	3'35.149	7 Aris MICHAIL	GER	APRILIA	1'46.067	124.596	2
2	3'36.214	15 Michael GERSTACKER	GER	APRILIA	1'45.780	124.934	2
3	5'20.906	7 Aris MICHAIL	GER	APRILIA	1'45.757	124.961	3
3	5'21.230	15 Michael GERSTACKER	GER	APRILIA	1'45.016	125.843	3
3	5'21.580	4 Christianian STANGE	GER	APRILIA	1'44.994	125.870	3
4	7'07.430	21 Jonas GEITNER	GER	APRILIA	1'44.559	126.393	4
5	8'50.493	7 Aris MICHAIL	GER	APRILIA	1'44.523	126.437	5
5	8'51.721	21 Jonas GEITNER	GER	APRILIA	1'44.291	126.718	5
7	12'20.337	15 Michael GERSTACKER	GER	APRILIA	1'44.197	126.832	7
7	12'20.542	50 Hannes SOOMER	EST	APRILIA	1'44.175	126.859	7
8	14'04.009	7 Aris MICHAIL	GER	APRILIA	1'44.086	126.968	8
9	15'47.878	7 Aris MICHAIL	GER	APRILIA	1'43.869	127.233	9
9	15'49.075	15 Michael GERSTACKER	GER	APRILIA	1'43.584	127.583	9
10	17'31.706	50 Hannes SOOMER	EST	APRILIA	1'42.524	128.902	10