

Ergebnis

ADAC Mini Bike Cup

2012

V4 Faßberg

am

16. - 17.06.2012

Einsteigerklasse



ADAC Mini Bike Cup

Minibike Fassbeg

Nach bester Rundenzeit sortiert

Einsteiger

Faßberg 0,880 Km

Freies Training Gr. 1

16.06.2012 14:15

Training (15:00 Zeit) started at 14:14:30



Pos.	St.Nr.	Name	Team	Beste Zeit.	Diff. n	Runde	Fahrzeug
1	53	Patrik Tomes	GP ORANGE RACING TEAM	51.440		14	NSR 50
2	2	Timon Salewski	Team Müller Motorradteile	51.986	0.546	14	NSR 50
3	4	Dirk Geiger	ADAC Nordbaden e.V./AMC Albgau	52.768	1.328	13	NSF 100
4	28	Philip Jork	ADAC Hessen Thüringen e.V.	53.730	2.290	10	NSR 50
5	14	Dominic Kaßner	ADAC Racing Team AMC Sari e.V.	54.748	3.308	14	NSF 100
6	50	Ondrej Vostatek	MG racing Team	54.858	3.418	8	NSF 100
7	34	Jennifer Küther	PBIG München e.V.	55.856	4.416	2	NSF 100
8	23	Dustin Gerken	ADAC BERLIN BRANDENBURG	56.538	5.098	14	NSF 100
9	16	Lucas Busch	-	56.657	5.217	15	NSR 50
10	43	Robin Konrad		57.262	5.822	11	NSR 100
11	3	Troy Bude	Beinlich Racing Team e.V	57.854	6.414	14	NSR 50
12	6	Micky Winkler	Beinlich Racing Team e.V	58.754	7.314	10	NSR 50
13	26	Benjamin Rösch	ADAC Württemberg e.V	1:01.367	9.927	9	NSR 50

Zeitnahmekommissar & Auswertung

Orbits

Rennleiter



Minibike Fassbeg

Faßberg 0,880 Km

16.06.2012 14:15



Einsteiger

Freies Training Gr. 1

Training (15:00 Zeit) started at 14:14:30

			14	53.260	+0.492	1	59.865	+4.009	7	1:00.113	+2.851
(53) Patrik Tomes			15	1:00.852	+8.084	2	55.856		8	59.337	+2.075
1	1:03.438	+11.998				3	1:12.941	+17.085	9	58.423	+1.161
2	58.812	+7.372	(28) Philip Jork			4	1:38.186	+42.330	10	1:00.131	+2.869
3	59.689	+8.249	1	1:01.778	+8.048	5	6:40.595	+54.4739	11	57.262	
4	56.839	+5.399	2	57.853	+4.123	6	58.196	+2.340	12	59.090	+1.828
5	55.745	+4.305	3	57.294	+3.564	7	57.436	+1.580	13	57.418	+0.156
6	56.933	+5.493	4	58.574	+4.844	8	57.911	+2.055			
7	54.750	+3.310	5	55.362	+1.632				(3) Troy Bude		
8	53.328	+1.888	6	55.688	+1.958	(23) Dustin Gerken			1	1:06.037	+8.183
9	52.768	+1.328	7	55.234	+1.504	1	1:09.788	+13.250	2	1:03.184	+5.330
10	52.157	+0.717	8	2:19.885	+1.26.155	2	1:06.342	+9.804	3	1:02.682	+4.828
11	54.459	+3.019	9	54.247	+0.517	3	1:03.825	+7.287	4	1:00.778	+2.924
12	54.648	+3.208	10	53.730		4	1:00.181	+3.643	5	1:01.048	+3.194
13	53.754	+2.314	11	57.929	+4.199	5	59.443	+2.905	6	1:00.855	+3.001
14	51.440		12	56.368	+2.638	6	1:01.424	+4.886	7	1:00.962	+3.108
15	52.837	+1.397	13	56.796	+3.066	7	57.358	+0.820	8	59.871	+2.017
			14	56.668	+2.938	8	57.964	+1.426	9	1:00.553	+2.699
(2) Timon Salewski						9	57.174	+0.636	10	1:00.475	+2.621
1	1:00.138	+8.152	(14) Dominic Kärner			10	58.331	+1.793	11	59.362	+1.508
2	56.204	+4.218	1	1:03.533	+8.785	11	56.946	+0.408	12	59.231	+1.377
3	56.036	+4.050	2	1:03.333	+8.585	12	56.756	+0.218	13	57.964	+0.110
4	1:31.829	+39.843	3	1:02.563	+7.815	13	56.824	+0.286	14	57.854	
5	55.235	+3.249	4	1:00.104	+5.356	14	56.538				
6	55.160	+3.174	5	1:08.938	+14.190				(6) Micky Winkler		
7	54.547	+2.561	6	57.885	+3.137	(16) Lucas Busch			1	1:08.640	+9.886
8	52.831	+0.845	7	59.273	+4.525	1	1:04.770	+8.113	2	1:05.434	+6.680
9	52.325	+0.339	8	58.418	+3.670	2	1:00.125	+3.468	3	1:04.015	+5.261
10	52.477	+0.491	9	56.022	+1.274	3	1:02.733	+6.076	4	1:01.425	+2.671
11	53.764	+1.778	10	56.015	+1.267	4	1:01.065	+4.408	5	1:01.160	+2.406
12	54.691	+2.705	11	55.481	+0.733	5	1:00.689	+4.032	6	1:01.429	+2.675
13	53.648	+1.662	12	56.426	+1.678	6	58.675	+2.018	7	1:01.818	+3.064
14	51.986		13	55.179	+0.431	7	58.648	+1.991	8	1:01.091	+2.337
15	52.964	+0.978	14	54.748		8	57.486	+0.829	9	1:04.224	+5.470
						9	58.462	+1.805	10	58.754	
(4) Dirk Geiger			(50) Ondrej Vostatek			10	58.126	+1.469	11	59.681	+0.927
1	1:05.460	+12.692	1	1:03.033	+8.175	11	57.766	+1.109	12	59.560	+0.806
2	1:00.765	+7.997	2	1:00.257	+5.399	12	57.679	+1.022	13	1:04.258	+5.504
3	1:00.231	+7.463	3	1:01.853	+6.995	13	57.121	+0.464	14	1:43.843	+45.089
4	58.750	+5.982	4	1:01.620	+6.762	14	57.509	+0.852			
5	56.987	+4.219	5	1:31.951	+37.093	15	56.657				
6	54.355	+1.587	6	55.805	+0.947				(26) Benjamin Röhlich		
7	54.710	+1.942	7	55.790	+0.932	(43) Robin Konrad			1	3:11.550	+2:10.183
8	54.214	+1.446	8	54.858		1	1:04.896	+7.634	2	1:05.171	+3.804
9	53.492	+0.724	9	4:06.885	+3:12.027	2	1:38.245	+40.983	3	1:04.455	+3.088
10	55.562	+2.794	10	57.987	+3.129	3	1:03.307	+6.045	4	1:03.845	+2.478
11	54.548	+1.780	11	56.965	+2.107	4	1:02.688	+5.426	5	1:03.384	+2.017
12	55.919	+3.151				5	1:47.388	+50.126	6	1:02.386	+1.019
13	52.768		(34) Jennifer Köhler			6	1:00.939	+3.677	7	1:02.868	+1.501
									8	1:03.233	+1.866

Zeitnahmekommissar & Auswertung

Orbits

Rennleiter



Minibike Fassbeg

Einsteiger	Faßberg 0,880 Km
Freies Training Gr. 1	16.06.2012 14:15
Training (15:00 Zeit) started at 14:14:30	

9	1:01.367	
10	1:01.733	+0.366

Minibike Fassbeg**Nach bester Rundenzeit sortiert**

Einsteiger

Faßberg 0,880 Km

Freies Training Gr. 2

16.06.2012 14:35

Training (15:00 Zeit) started at 14:33:55

Pos.	St.Nr.	Name	Team	Beste Zeit.	Diff. n	Runde	Fahrzeug
1	21	Matthias Meggle	ADAC Sport Team Südbayern e.V.	49.135		14	NSR 50
2	12	Toni Erhard	-	50.626	1.491	9	NSF 100
3	8	Aaron Schäfer	ADAC Württemberg e.V	50.667	1.532	16	NSR 50
4	35	Pedro John	ADAC Württemberg e.V	50.805	1.670	12	NSF 100
5	11	Jan-Ole Jähmig	-	50.965	1.830	9	NSF 100
6	17	Moritz Jenkner	ADAC Sachsen e.V./Racespare.com	50.982	1.847	14	NSF 100
7	7	Leon Czichos	-	51.522	2.387	13	NSR 50
8	30	Marco Fetz	ADAC Team Nordbayern e.V.	52.121	2.986	9	NSR 50
9	9	Mauro Herget	ADAC Team Nordbayern e.V.	57.003	7.868	12	NSF 100
10	5	Sophia Liebschner	ADAC Team Nordbayern e.V.	57.033	7.898	12	NSR 50
11	22	Maximilian Fischer	ADAC Racing Team AMC Sari e.V.	57.264	8.129	14	NSR 50
12	1	Lukas Franke	ADAC Racing Team AMC Sari e.V.	57.839	8.704	6	NSR 50
13	33	Selina Liebschner	ADAC Team Nordbayern e.V.	59.360	10.225	12	NSR 50

Minibike Fassbeg

Faßberg 0,880 Km

16.06.2012 14:35



Einsteiger
 Freies Training Gr. 2
 Training (15:00 Zeit) started at 14:33:55

			13	54.351	+3.684	7	1:24.418	+33.436	6	2:10.395	+1:13.392
(21) Matthias Meggle			14	52.040	+1.373	8	52.053	+1.071	7	59.091	+2.088
1	54.915	+5.780	15	50.741	+0.074	9	51.959	+0.977	8	58.551	+1.548
2	52.266	+3.131	16	50.667		10	52.373	+1.391	9	58.057	+1.054
3	50.912	+1.777	17	50.983	+0.316	11	51.740	+0.758	10	1:01.603	+4.600
4	51.684	+2.549				12	51.232	+0.250	11	57.220	+0.217
5	51.516	+2.381	(35) Pedro John			13	51.079	+0.097	12	57.003	
6	50.252	+1.117	1	58.550	+7.745	14	50.982		13	1:19.791	+22.788
7	49.877	+0.742	2	54.516	+3.711	15	51.050	+0.068			
8	49.873	+0.738	3	52.947	+2.142	16	51.563	+0.581	(5) Sophia Liebschner		
9	49.390	+0.255	4	52.513	+1.708				1	1:06.159	+9.126
10	52.453	+3.318	5	52.073	+1.268	(7) Leon Czichos			2	1:04.379	+7.346
11	51.246	+2.111	6	51.930	+1.125	1	1:00.024	+8.502	3	1:03.699	+6.666
12	1:42.469	+53.334	7	53.216	+2.411	2	55.610	+4.088	4	1:02.267	+5.234
13	49.950	+0.815	8	53.094	+2.289	3	54.640	+3.118	5	59.348	+2.315
14	49.135		9	51.424	+0.619	4	53.968	+2.446	6	59.714	+2.681
15	49.340	+0.205	10	50.910	+0.105	5	53.299	+1.777	7	58.711	+1.678
16	51.432	+2.297	11	50.986	+0.181	6	52.743	+1.221	8	1:01.256	+4.223
			12	50.805		7	2:44.576	+1:53.054	9	57.473	+0.440
(12) Toni Erhard			13	51.941	+1.136	8	53.054	+1.532	10	58.496	+1.463
1	57.712	+7.086	14	52.215	+1.410	9	1:43.693	+52.171	11	58.614	+1.581
2	54.938	+4.312	15	56.014	+5.209	10	51.714	+0.192	12	57.033	
3	53.815	+3.189	16	51.104	+0.299	11	51.548	+0.026	13	58.496	+1.463
4	52.194	+1.568				12	51.566	+0.044	14	58.409	+1.376
5	51.741	+1.115	(11) Jan-Ole J臧 nig			13	51.522				
6	51.882	+1.256	1	57.692	+6.727				(22) Maximilian Fischer		
7	52.658	+2.032	2	55.113	+4.148	(30) Marco Fetz			1	1:07.664	+10.400
8	51.229	+0.603	3	53.606	+2.641	1	1:03.216	+11.095	2	1:04.386	+7.122
9	50.626		4	52.306	+1.341	2	58.141	+6.020	3	1:02.083	+4.819
10	50.742	+0.116	5	51.677	+0.712	3	55.377	+3.256	4	1:00.125	+2.861
11	50.860	+0.234	6	51.916	+0.951	4	54.542	+2.421	5	59.791	+2.527
12	1:52.352	+1:01.726	7	52.698	+1.733	5	53.850	+1.729	6	58.841	+1.577
13	52.178	+1.552	8	52.226	+1.261	6	53.432	+1.311	7	59.065	+1.801
14	53.752	+3.126	9	50.965		7	56.860	+4.739	8	59.287	+2.023
15	53.165	+2.539	10	51.029	+0.064	8	52.225	+0.104	9	58.375	+1.111
			11	52.272	+1.307	9	52.121		10	57.424	+0.160
(8) Aaron Sch臧 er			12	54.224	+3.259	10	53.823	+1.702	11	58.778	+1.514
1	56.393	+5.726	13	52.012	+1.047	11	53.821	+1.700	12	57.765	+0.501
2	53.509	+2.842	14	52.647	+1.682	12	1:18.728	+26.607	13	57.356	+0.092
3	51.908	+1.241	15	54.793	+3.828	13	52.219	+0.098	14	57.264	
4	52.082	+1.415	16	53.720	+2.755	14	54.638	+2.517			
5	55.771	+5.104				15	53.738	+1.617	(1) Lukas Franke		
6	52.646	+1.979	(17) Moritz Jenkner						1	1:05.859	+8.020
7	51.916	+1.249	1	57.032	+6.050	(9) Mauro Herget			2	1:04.329	+6.490
8	51.349	+0.682	2	55.867	+4.885	1	1:03.543	+6.540	3	1:01.489	+3.650
9	51.132	+0.465	3	53.930	+2.948	2	1:02.352	+5.349	4	58.805	+0.966
10	51.314	+0.647	4	53.571	+2.589	3	59.216	+2.213	5	58.431	+0.592
11	51.087	+0.420	5	53.157	+2.175	4	59.601	+2.598	6	57.839	
12	51.171	+0.504	6	53.805	+2.823	5	59.266	+2.263	7	57.921	+0.082

Zeitnahmekommissar & Auswertung

Orbits

Rennleiter



Minibike Fassbeg

Einsteiger	Faßberg 0,880 Km
Freies Training Gr. 2	16.06.2012 14:35
Training (15:00 Zeit) started at 14:33:55	

8	58.948	+1.109
9	3:12.577	+2:14.738
10	57.982	+0.143
11	1:00.102	+2.263
12	58.268	+0.429

(33) Selina Liebschner

1	1:04.896	+5.536
2	1:05.650	+6.290
3	1:02.068	+2.708
4	1:01.121	+1.761
5	59.559	+0.199
6	1:00.579	+1.219
7	1:00.657	+1.297
8	1:01.030	+1.670
9	1:56.481	+57.121
10	1:00.099	+0.739
11	59.755	+0.395
12	59.360	
13	1:00.318	+0.958

Minibike Fassbeg

Nach bester Rundenzeit sortiert

Einsteiger

Faßberg 0,880 Km

1. Zeittraining Gr.1

16.06.2012 15:35

Qualifikation (15:00 Zeit) started at 15:35:01

Pos.	St.Nr.	Name	Team	Beste Zeit.	Diff. n	Runde	Fahrzeug
1	4	Dirk Geiger	ADAC Nordbaden e.V./AMC Albgau	47.963		13	NSF 100
2	2	Timon Salewski	Team Müller Motorradteile	49.993	2.030	17	NSR 50
3	53	Patrik Tomes	GP ORANGE RACING TEAM	50.142	2.179	5	NSR 50
4	50	Ondrej Vostatek	MG racing Team	50.656	2.693	10	NSF 100
5	28	Philip Jork	ADAC Hessen Thüringen e.V.	50.799	2.836	11	NSR 50
6	14	Dominic Kaßner	ADAC Racing Team AMC Sari e.V.	51.628	3.665	11	NSF 100
7	34	Jennifer Küther	PBIG München e.V.	52.084	4.121	11	NSF 100
Nicht Klassifiziert (110% = 52.759)							
	23	Dustin Gerken	ADAC BERLIN BRANDENBURG	53.428	5.465	9	NSF 100
	43	Robin Konrad		54.262	6.299	12	NSR 100
	26	Benjamin Rösch	ADAC Württemberg e.V	54.302	6.339	9	NSR 50
	6	Micky Winkler	Beinlich Racing Team e.V	54.386	6.423	13	NSR 50
	3	Troy Bude	Beinlich Racing Team e.V	54.916	6.953	14	NSR 50
	16	Lucas Busch	-	54.968	7.005	10	NSR 50

Minibike Fassbeg

Faßberg 0,880 Km

16.06.2012 15:35



Einsteiger

1. Zeittraining Gr.1

Qualifikation (15:00 Zeit) started at 15:35:01

			10	52.100	+1.958	4	53.022	+1.394			
(4) Dirk Geiger			11	52.201	+2.059	5	53.427	+1.799	(43) Robin Konrad		
1	54.835	+6.872	12	58.214	+8.072	6	52.502	+0.874	1	57.766	+3.504
2	52.057	+4.094	13	50.669	+0.527	7	52.447	+0.819	2	56.990	+2.728
3	50.564	+2.601	14	54.464	+4.322	8	1:00.012	+8.384	3	56.031	+1.769
4	49.215	+1.252	15	52.281	+2.139	9	52.670	+1.042	4	54.898	+0.636
5	48.918	+0.955	16	50.335	+0.193	10	51.665	+0.037	5	54.789	+0.527
6	50.711	+2.748				11	51.628		6	54.427	+0.165
7	48.892	+0.929	(50) Ondrej Vostatek			12	52.340	+0.712	7	54.266	+0.004
8	50.418	+2.455	1	58.126	+7.470	13	52.095	+0.467	8	1:11.033	+16.771
9	48.498	+0.535	2	52.614	+1.958	14	52.151	+0.523	9	54.923	+0.661
10	48.421	+0.458	3	53.434	+2.778	15	51.730	+0.102	10	54.795	+0.533
11	49.493	+1.530	4	53.841	+3.185	16	53.074	+1.446	11	54.581	+0.319
12	48.200	+0.237	5	52.771	+2.115				12	54.262	
13	47.963		6	52.181	+1.525	(34) Jennifer K*	her		13	54.386	+0.124
14	51.712	+3.749	7	51.590	+0.934	1	57.610	+5.526	14	54.820	+0.558
15	51.708	+3.745	8	51.926	+1.270	2	55.236	+3.152	15	54.495	+0.233
16	50.441	+2.478	9	50.756	+0.100	3	53.610	+1.526	16	54.298	+0.036
17	49.587	+1.624	10	50.656		4	53.564	+1.480			
			11	51.215	+0.559	5	52.908	+0.824	(26) Benjamin R*	ch	
(2) Timon Salewski			12	52.138	+1.482	6	53.264	+1.180	1	59.904	+5.602
1	55.293	+5.300	13	52.486	+1.830	7	52.603	+0.519	2	59.262	+4.960
2	54.654	+4.661	14	51.247	+0.591	8	52.500	+0.416	3	58.383	+4.081
3	52.392	+2.399	15	51.870	+1.214	9	52.102	+0.018	4	57.747	+3.445
4	51.639	+1.646	16	51.014	+0.358	10	52.125	+0.041	5	56.200	+1.898
5	50.469	+0.476	17	51.815	+1.159	11	52.084		6	56.309	+2.007
6	50.486	+0.493				12	53.006	+0.922	7	56.448	+2.146
7	50.363	+0.370	(28) Philip Jork			13	56.158	+4.074	8	55.566	+1.264
8	51.872	+1.879	1	56.168	+5.369	14	52.593	+0.509	9	54.302	
9	50.862	+0.869	2	53.517	+2.718	15	52.336	+0.252	10	54.344	+0.042
10	51.043	+1.050	3	53.912	+3.113	16	53.740	+1.656	11	54.437	+0.135
11	50.364	+0.371	4	54.930	+4.131				12	56.485	+2.183
12	50.704	+0.711	5	52.239	+1.440	(23) Dustin Gerken			13	56.026	+1.724
13	57.457	+7.464	6	52.293	+1.494	1	57.280	+3.852	14	55.960	+1.658
14	50.710	+0.717	7	51.462	+0.663	2	56.988	+3.560	15	54.671	+0.369
15	51.030	+1.037	8	52.011	+1.212	3	55.208	+1.780			
16	50.097	+0.104	9	54.615	+3.816	4	55.172	+1.744	(6) Micky Winkler		
17	49.993		10	51.224	+0.425	5	54.078	+0.650	1	58.756	+4.370
			11	50.799		6	54.514	+1.086	2	57.437	+3.051
(53) Patrik Tomes			12	51.083	+0.284	7	54.005	+0.577	3	57.337	+2.951
1	55.681	+5.539	13	53.527	+2.728	8	55.702	+2.274	4	55.604	+1.218
2	54.850	+4.708	14	51.930	+1.131	9	53.428		5	56.161	+1.775
3	51.073	+0.931	15	52.955	+2.156	10	54.318	+0.890	6	56.647	+2.261
4	58.190	+8.048	16	51.241	+0.442	11	53.931	+0.503	7	55.974	+1.588
5	50.142					12	54.406	+0.978	8	57.315	+2.929
6	51.615	+1.473	(14) Dominic Ka'ner			13	54.158	+0.730	9	55.770	+1.384
7	1:05.339	+15.197	1	56.788	+5.160	14	53.725	+0.297	10	55.661	+1.275
8	50.200	+0.058	2	53.066	+1.438	15	54.423	+0.995	11	55.226	+0.840
9	1:09.635	+19.493	3	52.880	+1.252	16	53.665	+0.237	12	54.424	+0.038

Zeitnahmekommissar & Auswertung

Orbits

Rennleiter

Minibike Fassbeg

Einsteiger

Faßberg 0,880 Km

1. Zeittraining Gr.1

16.06.2012 15:35

Qualifikation (15:00 Zeit) started at 15:35:01

13	54.386	
14	54.817	+0.431
15	55.479	+1.093

(3) Troy Bude

1	1:00.190	+5.274
2	56.961	+2.045
3	55.814	+0.898
4	56.073	+1.157
5	55.736	+0.820
6	55.598	+0.682
7	56.145	+1.229
8	56.468	+1.552
9	56.690	+1.774
10	57.015	+2.099
11	55.437	+0.521
12	56.248	+1.332
13	56.143	+1.227
14	54.916	
15	58.198	+3.282

(16) Lucas Busch

1	59.453	+4.485
2	58.706	+3.738
3	56.751	+1.783
4	56.448	+1.480
5	56.896	+1.928
6	56.139	+1.171
7	55.856	+0.888
8	55.582	+0.614
9	55.254	+0.286
10	54.968	
11	55.584	+0.616
12	56.645	+1.677
13	56.156	+1.188
14	57.088	+2.120
15	55.752	+0.784

Minibike Fassbeg

Nach bester Rundenzeit sortiert

Einsteiger

Faßberg 0,880 Km

1. Zeittraining Gr.2

16.06.2012 15:55

Qualifikation (15:00 Zeit) started at 15:55:12

Pos.	St.Nr.	Name	Team	Beste Zeit.	Diff. n	Runde	Fahrzeug
1	21	Matthias Meggle	ADAC Sport Team Südbayern e.V.	48.336		14	NSR 50
2	35	Pedro John	ADAC Württemberg e.V	49.080	0.744	14	NSF 100
3	12	Toni Erhard	-	49.218	0.882	10	NSF 100
4	11	Jan-Ole Jähmig	-	49.701	1.365	8	NSF 100
5	17	Moritz Jenkner	ADAC Sachsen e.V./Racespare.con	50.055	1.719	11	NSF 100
6	8	Aaron Schäfer	ADAC Württemberg e.V	50.082	1.746	10	NSR 50
7	30	Marco Fetz	ADAC Team Nordbayern e.V.	50.253	1.917	14	NSR 50
8	7	Leon Czichos	-	50.343	2.007	13	NSR 50
Nicht Klassifiziert (110% = 53.169)							
	5	Sophia Liebschner	ADAC Team Nordbayern e.V.	54.036	5.700	15	NSR 50
	38	Manuel Rösch	ADAC Württemberg e.V	54.331	5.995	13	NSR 50
	33	Selina Liebschner	ADAC Team Nordbayern e.V.	54.401	6.065	8	NSR 50
	1	Lukas Franke	ADAC Racing Team AMC Sari e.V.	54.778	6.442	15	NSR 50
	22	Maximilian Fischer	ADAC Racing Team AMC Sari e.V.	54.796	6.460	12	NSR 50
	9	Mauro Herget	ADAC Team Nordbayern e.V.	55.054	6.718	12	NSF 100

Minibike Fassbeg

Faßberg 0,880 Km

16.06.2012 15:55



Einsteiger

1. Zeittraining Gr.2

Qualifikation (15:00 Zeit) started at 15:55:12

			9	50.242	+1.024	2	54.201	+4.119	13	50.343	
(21) Matthias Meggle			10	49.218		3	53.779	+3.697	14	50.507	+0.164
1	51.940	+3.604	11	49.462	+0.244	4	53.269	+3.187	15	50.365	+0.022
2	49.945	+1.609	12	49.328	+0.110	5	50.436	+0.354	16	50.661	+0.318
3	49.458	+1.122	13	49.724	+0.506	6	50.823	+0.741			
4	49.376	+1.040	14	49.863	+0.645	7	50.744	+0.662	(5) Sophia Liebschner		
5	50.289	+1.953	15	50.302	+1.084	8	50.356	+0.274	1	57.923	+3.887
6	49.749	+1.413	16	50.297	+1.079	9	50.498	+0.416	2	56.802	+2.766
7	49.050	+0.714	17	50.491	+1.273	10	50.082		3	55.917	+1.881
8	51.752	+3.416				11	50.740	+0.658	4	54.632	+0.596
9	51.704	+3.368	(11) Jan-Ole Jürgens			12	50.354	+0.272	5	55.146	+1.110
10	50.194	+1.858	1	54.263	+4.562	13	54.383	+4.301	6	55.385	+1.349
11	48.471	+0.135	2	53.112	+3.411	14	50.617	+0.535	7	54.871	+0.835
12	49.048	+0.712	3	51.130	+1.429	15	50.979	+0.897	8	54.897	+0.861
13	48.563	+0.227	4	50.421	+0.720	16	50.535	+0.453	9	54.277	+0.241
14	48.336		5	50.637	+0.936	17	51.907	+1.825	10	55.170	+1.134
15	49.721	+1.385	6	50.145	+0.444				11	56.016	+1.980
16	50.227	+1.891	7	49.890	+0.189	(30) Marco Fetz			12	55.128	+1.092
17	50.405	+2.069	8	49.701		1	55.029	+4.776	13	54.864	+0.828
			9	51.117	+1.416	2	53.219	+2.966	14	54.356	+0.320
(35) Pedro John			10	49.746	+0.045	3	54.791	+4.538	15	54.036	
1	54.331	+5.251	11	51.133	+1.432	4	1:07.070	+16.817	16	54.720	+0.684
2	51.390	+2.310	12	59.990	+10.289	5	51.556	+1.303			
3	50.775	+1.695	13	50.391	+0.690	6	51.765	+1.512	(38) Manuel Rutsch		
4	50.575	+1.495	14	50.430	+0.729	7	51.877	+1.624	1	1:01.207	+6.876
5	50.262	+1.182	15	50.675	+0.974	8	52.428	+2.175	2	59.753	+5.422
6	50.197	+1.117	16	50.317	+0.616	9	51.371	+1.118	3	56.728	+2.397
7	50.215	+1.135	17	50.510	+0.809	10	50.780	+0.527	4	56.125	+1.794
8	49.740	+0.660				11	50.970	+0.717	5	56.141	+1.810
9	50.267	+1.187	(17) Moritz Jenkner			12	50.548	+0.295	6	55.148	+0.817
10	50.023	+0.943	1	52.641	+2.586	13	50.601	+0.348	7	55.147	+0.816
11	50.369	+1.289	2	51.895	+1.840	14	50.253		8	54.800	+0.469
12	51.366	+2.286	3	50.949	+0.894	15	50.497	+0.244	9	54.404	+0.073
13	49.096	+0.016	4	50.456	+0.401	16	51.111	+0.858	10	55.565	+1.234
14	49.080		5	50.377	+0.322	17	51.619	+1.366	11	55.515	+1.184
15	49.286	+0.206	6	53.206	+3.151				12	54.387	+0.056
16	49.425	+0.345	7	59.703	+9.648	(7) Leon Czichos			13	54.331	
17	49.499	+0.419	8	51.977	+1.922	1	54.866	+4.523	14	54.510	+0.179
18	52.173	+3.093	9	51.141	+1.086	2	52.124	+1.781	15	54.866	+0.535
			10	1:18.462	+28.407	3	54.085	+3.742	16	54.426	+0.095
(12) Toni Erhard			11	50.055		4	1:17.526	+27.183			
1	54.743	+5.525	12	50.780	+0.725	5	52.573	+2.230	(33) Selina Liebschner		
2	1:22.479	+33.261	13	52.170	+2.115	6	51.339	+0.996	1	1:00.206	+5.805
3	50.996	+1.778	14	1:01.010	+10.955	7	51.216	+0.873	2	58.439	+4.038
4	51.562	+2.344	15	51.239	+1.184	8	50.780	+0.437	3	56.050	+1.649
5	49.906	+0.688	16	51.107	+1.052	9	55.299	+4.956	4	55.796	+1.395
6	50.044	+0.826				10	50.860	+0.517	5	56.095	+1.694
7	51.185	+1.967	(8) Aaron Scherzer			11	51.900	+1.557	6	55.359	+0.958
8	51.962	+2.744	1	52.948	+2.866	12	51.184	+0.841	7	54.883	+0.482

Zeitnahmekommissar & Auswertung

Orbits

Rennleiter

Minibike Fassbeg

Einsteiger

Faßberg 0,880 Km

1. Zeittraining Gr.2

16.06.2012 15:55

Qualifikation (15:00 Zeit) started at 15:55:12

8	54.401		11	55.564	+0.510
9	55.144	+0.743	12	55.054	
			13	56.030	+0.976
(1) Lukas Franke			14	55.141	+0.087
1	1:00.223	+5.445	15	55.308	+0.254
2	58.551	+3.773	16	55.382	+0.328
3	57.833	+3.055			
4	57.201	+2.423			
5	1:28.843	+34.065			
6	56.303	+1.525			
7	56.229	+1.451			
8	56.121	+1.343			
9	55.666	+0.888			
10	55.794	+1.016			
11	55.156	+0.378			
12	56.657	+1.879			
13	55.180	+0.402			
14	54.793	+0.015			
15	54.778				

(22) Maximilian Fischer

1	59.211	+4.415
2	59.802	+5.006
3	57.846	+3.050
4	57.194	+2.398
5	56.394	+1.598
6	56.000	+1.204
7	55.946	+1.150
8	55.153	+0.357
9	56.064	+1.268
10	55.563	+0.767
11	55.059	+0.263
12	54.796	
13	54.910	+0.114
14	55.253	+0.457
15	55.171	+0.375
16	54.919	+0.123

(9) Mauro Herget

1	58.146	+3.092
2	57.200	+2.146
3	56.508	+1.454
4	57.956	+2.902
5	56.521	+1.467
6	55.992	+0.938
7	56.068	+1.014
8	56.940	+1.886
9	56.095	+1.041
10	55.705	+0.651

Zeitnahmekommissar & Auswertung

Orbits

Rennleiter

Minibike Fassbeg
Nach bester Rundenzeit sortiert

Einsteiger

Faßberg 0,880 Km

2. Zeittraining Gr.1

16.06.2012 16:55

Qualifikation (15:00 Zeit) started at 16:54:39

Pos.	St.Nr.	Name	Team	Beste Zeit.	Diff. n	Runde	Fahrzeug
1	4	Dirk Geiger	ADAC Nordbaden e.V./AMC Albgau	47.776		14	NSF 100
2	2	Timon Salewski	Team Müller Motorradteile	49.463	1.687	17	NSR 50
3	53	Patrik Tomes	GP ORANGE RACING TEAM	49.661	1.885	8	NSR 50
4	28	Philip Jork	ADAC Hessen Thüringen e.V.	50.271	2.495	13	NSR 50
5	14	Dominic Kaßner	ADAC Racing Team AMC Sari e.V.	50.720	2.944	14	NSF 100
6	50	Ondrej Vostatek	MG racing Team	50.797	3.021	12	NSF 100
7	34	Jennifer Küther	PBIG München e.V.	51.745	3.969	11	NSF 100

Nicht Klassifiziert (110% = 52.553)

26	Benjamin Rösch	ADAC Württemberg e.V	52.754	4.978	16	NSR 50
43	Robin Konrad		52.756	4.980	6	NSR 100
23	Dustin Gerken	ADAC BERLIN BRANDENBURG	53.021	5.245	8	NSF 100
6	Micky Winkler	Beinlich Racing Team e.V	53.983	6.207	9	NSR 50
16	Lucas Busch	-	54.424	6.648	9	NSR 50
3	Troy Bude	Beinlich Racing Team e.V	54.862	7.086	12	NSR 50

Minibike Fassbeg

Faßberg 0,880 Km

16.06.2012 16:55



Einsteiger

2. Zeittraining Gr.1

Qualifikation (15:00 Zeit) started at 16:54:39

			10	50.666	+1.005	2	55.055	+4.258	16	52.754	
(4) Dirk Geiger			11	50.610	+0.949	3	52.913	+2.116			
1	53.057	+5.281	12	50.048	+0.387	4	53.509	+2.712	(43) Robin Konrad		
2	53.573	+5.797	13	49.851	+0.190	5	52.522	+1.725	1	56.127	+3.371
3	50.703	+2.927	14	50.582	+0.921	6	51.549	+0.752	2	55.266	+2.510
4	50.470	+2.694	15	50.080	+0.419	7	52.032	+1.235	3	56.135	+3.379
5	49.642	+1.866	16	49.731	+0.070	8	51.635	+0.838	4	56.120	+3.364
6	49.134	+1.358	17	50.521	+0.860	9	52.185	+1.388	5	1:24.678	+31.922
7	48.610	+0.834				10	1:13.742	+22.945	6	52.756	
8	48.540	+0.764	(28) Philip Jork			11	51.826	+1.029	7	52.928	+0.172
9	49.450	+1.674	1	53.538	+3.267	12	50.797		8	54.434	+1.678
10	48.762	+0.986	2	52.636	+2.365	13	51.821	+1.024	9	54.888	+2.132
11	48.103	+0.327	3	52.641	+2.370	14	51.508	+0.711	10	1:13.548	+20.792
12	49.919	+2.143	4	52.871	+2.600	15	51.388	+0.591	11	53.439	+0.683
13	48.547	+0.771	5	51.418	+1.147	16	52.730	+1.933	12	54.031	+1.275
14	47.776		6	51.032	+0.761				13	53.390	+0.634
15	47.788	+0.012	7	51.256	+0.985	(34) Jennifer K...her			14	53.394	+0.638
16	1:02.126	+14.350	8	50.499	+0.228	1	53.844	+2.099	15	53.171	+0.415
17	1:10.755	+22.979	9	51.089	+0.818	2	53.268	+1.523			
			10	53.937	+3.666	3	52.998	+1.253	(23) Dustin Gerken		
(2) Timon Salewski			11	58.399	+8.128	4	55.656	+3.911	1	56.204	+3.183
1	54.637	+5.174	12	50.324	+0.053	5	53.093	+1.348	2	55.607	+2.586
2	52.257	+2.794	13	50.271		6	52.537	+0.792	3	53.904	+0.883
3	50.667	+1.204	14	51.595	+1.324	7	51.797	+0.052	4	54.058	+1.037
4	51.407	+1.944	15	51.596	+1.325	8	2:08.291	+1:16.546	5	53.885	+0.864
5	59.158	+9.695	16	51.722	+1.451	9	52.320	+0.575	6	53.263	+0.242
6	50.324	+0.861	17	51.350	+1.079	10	52.156	+0.411	7	53.150	+0.129
7	50.721	+1.258				11	51.745		8	53.021	
8	52.285	+2.822	(14) Dominic Ka...ner			12	52.080	+0.335	9	53.296	+0.275
9	52.948	+3.485	1	53.548	+2.828	13	52.432	+0.687	10	54.390	+1.369
10	50.784	+1.321	2	52.006	+1.286	14	53.020	+1.275	11	53.151	+0.130
11	50.260	+0.797	3	51.729	+1.009	15	52.332	+0.587	12	54.299	+1.278
12	49.850	+0.387	4	51.153	+0.433				13	54.405	+1.384
13	49.607	+0.144	5	51.120	+0.400	(26) Benjamin R...ch			14	54.151	+1.130
14	51.082	+1.619	6	51.986	+1.266	1	58.946	+6.192	15	57.788	+4.767
15	51.027	+1.564	7	51.280	+0.560	2	57.579	+4.825			
16	50.519	+1.056	8	50.973	+0.253	3	57.102	+4.348	(6) Micky Winkler		
17	49.463		9	51.938	+1.218	4	55.777	+3.023	1	57.507	+3.524
			10	51.649	+0.929	5	55.317	+2.563	2	57.742	+3.759
(53) Patrik Tomes			11	50.802	+0.082	6	55.488	+2.734	3	56.325	+2.342
1	52.128	+2.467	12	50.834	+0.114	7	55.090	+2.336	4	55.851	+1.868
2	52.249	+2.588	13	51.862	+1.142	8	53.825	+1.071	5	55.936	+1.953
3	50.634	+0.973	14	50.720		9	53.815	+1.061	6	55.936	+1.953
4	54.093	+4.432	15	50.934	+0.214	10	53.156	+0.402	7	54.608	+0.625
5	53.024	+3.363	16	51.092	+0.372	11	53.804	+1.050	8	54.198	+0.215
6	49.993	+0.332	17	53.482	+2.762	12	53.367	+0.613	9	53.983	
7	50.106	+0.445				13	53.548	+0.794	10	54.250	+0.267
8	49.661		(50) Ondrej Vostatek			14	53.111	+0.357	11	54.432	+0.449
9	51.021	+1.360	1	55.494	+4.697	15	54.198	+1.444	12	54.559	+0.576

Zeitnahmekommissar & Auswertung

Orbits

Rennleiter

Minibike Fassbeg

Einsteiger

Faßberg 0,880 Km

2. Zeittraining Gr.1

16.06.2012 16:55

Qualifikation (15:00 Zeit) started at 16:54:39

13	54.503	+0.520
14	54.117	+0.134
15	54.861	+0.878
16	54.005	+0.022

(16) Lucas Busch

1	56.786	+2.362
2	56.292	+1.868
3	55.673	+1.249
4	56.151	+1.727
5	55.504	+1.080
6	55.723	+1.299
7	54.612	+0.188
8	55.393	+0.969
9	54.424	
10	55.003	+0.579
11	54.449	+0.025
12	54.925	+0.501
13	54.603	+0.179
14	54.882	+0.458
15	55.282	+0.858
16	54.755	+0.331

(3) Troy Bude

1	59.464	+4.602
2	2:04.812	+1:09.950
3	56.468	+1.606
4	1:51.509	+56.647
5	55.247	+0.385
6	1:51.364	+56.502
7	55.648	+0.786
8	55.338	+0.476
9	55.224	+0.362
10	55.792	+0.930
11	55.255	+0.393
12	54.862	

Minibike Fassbeg

Nach bester Rundenzeit sortiert

Einsteiger

Faßberg 0,880 Km

2. Zeittraining Gr.2

16.06.2012 17:15

Qualifikation (15:00 Zeit) started at 17:14:34

Pos.	St.Nr.	Name	Team	Beste Zeit.	Diff. n	Runde	Fahrzeug
1	21	Matthias Meggle	ADAC Sport Team Südbayern e.V.	48.030		11	NSR 50
2	12	Toni Erhard	-	48.714	0.684	11	NSF 100
3	17	Moritz Jenkner	ADAC Sachsen e.V./Racespare.com	49.148	1.118	15	NSF 100
4	11	Jan-Ole Jähmig	-	49.333	1.303	4	NSF 100
5	8	Aaron Schäfer	ADAC Württemberg e.V.	49.584	1.554	7	NSR 50
6	30	Marco Fetz	ADAC Team Nordbayern e.V.	49.758	1.728	9	NSR 50
7	35	Pedro John	ADAC Württemberg e.V.	49.827	1.797	11	NSF 100
8	7	Leon Czichos	ADAC Team Weser-Ems	50.386	2.356	13	NSR 50

Nicht Klassifiziert (110% = 52.833)

5	Sophia Liebschner	ADAC Team Nordbayern e.V.	52.901	4.871	11	NSR 50
38	Manuel Rösch	ADAC Württemberg e.V.	53.353	5.323	16	NSR 50
33	Selina Liebschner	ADAC Team Nordbayern e.V.	53.602	5.572	6	NSR 50
9	Mauro Herget	ADAC Team Nordbayern e.V.	54.097	6.067	7	NSF 100
22	Maximilian Fischer	ADAC Racing Team AMC Sari e.V.	54.186	6.156	5	NSR 50
1	Lukas Franke	ADAC Racing Team AMC Sari e.V.	54.254	6.224	10	NSR 50

Minibike Fassbeg

Faßberg 0,880 Km

16.06.2012 17:15



Einsteiger

2. Zeittraining Gr.2

Qualifikation (15:00 Zeit) started at 17:14:34

			11	49.564	+0.416	4	51.020	+1.262	2	57.642	+4.741
(21) Matthias Meggle			12	51.247	+2.099	5	50.286	+0.528	3	54.809	+1.908
1	51.232	+3.202	13	49.647	+0.499	6	50.136	+0.378	4	55.112	+2.211
2	49.418	+1.388	14	1:16.093	+26.945	7	50.658	+0.900	5	54.318	+1.417
3	49.269	+1.239	15	49.148		8	50.231	+0.473	6	53.697	+0.796
4	48.997	+0.967	16	49.575	+0.427	9	49.758		7	54.289	+1.388
5	48.892	+0.862	17	52.144	+2.996	10	50.895	+1.137	8	54.151	+1.250
6	48.726	+0.696				11	50.638	+0.880	9	53.985	+1.084
7	52.030	+4.000	(11) Jan-Ole Jørgensen			12	1:02.236	+12.478	10	53.316	+0.415
8	52.002	+3.972	1	52.411	+3.078	13	50.729	+0.971	11	52.901	
9	51.216	+3.186	2	51.505	+2.172	14	50.294	+0.536	12	53.634	+0.733
10	48.527	+0.497	3	49.642	+0.309	15	54.477	+4.719	13	53.936	+1.035
11	48.030		4	49.333		16	52.579	+2.821	14	53.608	+0.707
12	48.462	+0.432	5	50.343	+1.010	17	51.697	+1.939	15	53.487	+0.586
13	49.123	+1.093	6	49.441	+0.108				16	53.519	+0.618
14	49.249	+1.219	7	49.715	+0.382	(35) Pedro John					
15	1:56.365	+1:08.335	8	49.773	+0.440	1	52.614	+2.787	(38) Manuel Rutsch		
16	49.876	+1.846	9	1:04.584	+15.251	2	50.798	+0.971	1	58.232	+4.879
			10	49.922	+0.589	3	50.641	+0.814	2	56.157	+2.804
(12) Toni Erhard			11	49.989	+0.656	4	50.499	+0.672	3	54.869	+1.516
1	52.879	+4.165	12	50.131	+0.798	5	50.150	+0.323	4	54.688	+1.335
2	51.091	+2.377	13	2:03.138	+1:13.805	6	50.228	+0.401	5	54.435	+1.082
3	50.561	+1.847	14	49.865	+0.532	7	1:27.648	+37.821	6	53.891	+0.538
4	1:19.155	+30.441	15	50.444	+1.111	8	51.751	+1.924	7	53.929	+0.576
5	48.968	+0.254	16	51.800	+2.467	9	52.617	+2.790	8	53.996	+0.643
6	49.762	+1.048				10	1:10.259	+20.432	9	54.056	+0.703
7	51.270	+2.556	(8) Aaron Schmalzer			11	49.827		10	53.984	+0.631
8	49.561	+0.847	1	51.664	+2.080	12	49.994	+0.167	11	54.442	+1.089
9	48.947	+0.233	2	50.752	+1.168				12	53.436	+0.083
10	48.819	+0.105	3	50.314	+0.730	(7) Leon Czichos			13	54.094	+0.741
11	48.714		4	50.184	+0.600	1	53.654	+3.268	14	53.538	+0.185
12	49.195	+0.481	5	49.919	+0.335	2	53.036	+2.650	15	53.646	+0.293
13	49.048	+0.334	6	49.732	+0.148	3	51.488	+1.102	16	53.353	
14	48.794	+0.080	7	49.584		4	51.103	+0.717			
15	49.034	+0.320	8	51.054	+1.470	5	51.132	+0.746	(33) Selina Liebschner		
16	50.143	+1.429	9	53.563	+3.979	6	50.698	+0.312	1	58.985	+5.383
17	52.098	+3.384	10	54.552	+4.968	7	50.475	+0.089	2	54.913	+1.311
			11	52.617	+3.033	8	50.409	+0.023	3	54.794	+1.192
(17) Moritz Jenkner			12	50.717	+1.133	9	50.694	+0.308	4	54.537	+0.935
1	52.462	+3.314	13	51.541	+1.957	10	50.456	+0.070	5	53.943	+0.341
2	50.745	+1.597	14	51.442	+1.858	11	51.192	+0.806	6	53.602	
3	50.524	+1.376	15	50.181	+0.597	12	1:02.519	+12.133	7	54.692	+1.090
4	50.703	+1.555	16	50.021	+0.437	13	50.386		8	53.825	+0.223
5	1:00.145	+10.997	17	50.391	+0.807	14	1:45.447	+55.061	9	55.539	+1.937
6	50.081	+0.933				15	1:01.494	+11.108			
7	50.000	+0.852	(30) Marco Fetz			16	50.469	+0.083	(9) Mauro Herget		
8	49.619	+0.471	1	53.008	+3.250				1	56.604	+2.507
9	49.381	+0.233	2	51.045	+1.287	(5) Sophia Liebschner			2	56.285	+2.188
10	50.104	+0.956	3	50.223	+0.465	1	58.975	+6.074	3	55.206	+1.109

Zeitnahmekommissar & Auswertung

Orbits

Rennleiter

Minibike Fassbeg

Einsteiger

Faßberg 0,880 Km

2. Zeittraining Gr.2

16.06.2012 17:15

Qualifikation (15:00 Zeit) started at 17:14:34

4	55.006	+0.909
5	54.258	+0.161
6	54.249	+0.152
7	54.097	
8	54.451	+0.354
9	55.522	+1.425
10	56.074	+1.977
11	54.723	+0.626
12	55.158	+1.061
13	54.942	+0.845
14	54.925	+0.828
15	55.608	+1.511
16	55.751	+1.654

(22) Maximilian Fischer

1	56.264	+2.078
2	55.752	+1.566
3	55.114	+0.928
4	55.083	+0.897
5	54.186	
6	55.277	+1.091
7	54.750	+0.564
8	55.032	+0.846
9	54.655	+0.469
10	54.250	+0.064
11	54.518	+0.332
12	54.926	+0.740
13	55.132	+0.946
14	55.370	+1.184
15	55.034	+0.848
16	56.194	+2.008

(1) Lukas Franke

1	56.930	+2.676
2	56.015	+1.761
3	54.425	+0.171
4	55.619	+1.365
5	54.286	+0.032
6	54.885	+0.631
7	55.746	+1.492
8	1:22.990	+28.736
9	55.067	+0.813
10	54.254	
11	54.926	+0.672
12	54.354	+0.100
13	54.797	+0.543
14	54.769	+0.515
15	54.924	+0.670

Zeitnahmekommissar & Auswertung

Orbits

Rennleiter




Minibike Fassbeg

Einsteiger

Faßberg 0,880 Km

Zeittraining_Gesamt



Pos.	St.Nr.	Name	Team	Klasse	Gesamtbestzeit	R1. Beste Zeit.	R2. Beste Zeit.	R3. Beste Zeit.
1	4	Dirk Geiger	ADAC Nordbaden e.V./AMC Alb	Ein_100	47.776	47.963		47.776
2	21	Matthias Meggle	ADAC Sport Team Südbayern e	Ein	48.030		48.336	
3	12	Toni Erhard	-	Ein_100	48.714		49.218	
4	35	Pedro John	ADAC Württemberg e.V	Ein_100	49.080		49.080	
5	17	Moritz Jenkner	ADAC Sachsen e.V./Racespare.	Ein_100	49.148		50.055	
6	11	Jan-Ole Jähning	-	Ein_100	49.333		49.701	
7	2	Timon Salewski	Team Müller Motorradteile	Ein	49.463	49.993		49.463
8	8	Aaron Schäfer	ADAC Württemberg e.V	Ein	49.584		50.082	
9	53	Patrik Tomes	GP ORANGE RACING TEAM	Ein	49.661	50.142		49.661
10	30	Marco Fetz	ADAC Team Nordbayern e.V.	Ein	49.758		50.253	
11	28	Philip Jork	ADAC Hessen Thüringen e.V.	Ein	50.271	50.799		50.271
12	7	Leon Czichos	-	Ein	50.343		50.343	
13	50	Ondrej Vostatek	MG racing Team	Ein_100	50.656	50.656		50.797
14	14	Dominic Kaßner	ADAC Racing Team AMC Sari e	Ein_100	50.720	51.628		50.720
15	34	Jennifer Kütter	PBIG München e.V.	Ein_100	51.745	52.084		51.745
Nicht Klassifiziert (110% = 52.553)								
16	26	Benjamin Rösch	ADAC Württemberg e.V	Ein	52.754	54.302		52.754
17	43	Robin Konrad		Ein_100	52.756	54.262		52.756
18	5	Sophia Liebschner	ADAC Team Nordbayern e.V.	Ein	52.901		54.036	
19	23	Dustin Gerken	ADAC BERLIN BRANDENBURG	Ein_100	53.021	53.428		53.021
20	38	Manuel Rösch	ADAC Württemberg e.V	Ein	53.353		54.331	
21	33	Selina Liebschner	ADAC Team Nordbayern e.V.	Ein	53.602		54.401	
22	6	Micky Winkler	Beinlich Racing Team e.V	Ein	53.983	54.386		53.983
23	9	Mauro Herget	ADAC Team Nordbayern e.V.	Ein_100	54.097		55.054	
24	22	Maximilian Fischer	ADAC Racing Team AMC Sari e	Ein	54.186		54.796	
25	1	Lukas Franke	ADAC Racing Team AMC Sari e	Ein	54.254		54.778	
26	16	Lucas Busch	-	Ein	54.424	54.968		54.424
27	3	Troy Bude	Beinlich Racing Team e.V	Ein	54.862	54.916		54.862



ADAC Mini Bike Cup

Minibike Fassbeg

Einsteiger Faßberg 0,880 Km

Zeittraining_Gesamt

Pos.	St.Nr.	Name	Team	Klasse	Gesamtbestzeit	R1. Beste Zeit.	R2. Beste Zeit.	R3. Beste Zeit.
Ein								
1	21	Matthias Meggle	ADAC Sport Team Südbayern e	Ein	48.030		48.336	
2	2	Timon Salewski	Team Müller Motorradteile	Ein	49.463	49.993		49.463
3	8	Aaron Schäfer	ADAC Württemberg e.V	Ein	49.584		50.082	
4	53	Patrik Tomes	GP ORANGE RACING TEAM	Ein	49.661	50.142		49.661
5	30	Marco Fetz	ADAC Team Nordbayern e.V.	Ein	49.758		50.253	
6	28	Philip Jork	ADAC Hessen Thüringen e.V.	Ein	50.271	50.799		50.271
7	7	Leon Czichos	-	Ein	50.343		50.343	
8	26	Benjamin Rösch	ADAC Württemberg e.V	Ein	52.754	54.302		52.754
9	5	Sophia Liebschner	ADAC Team Nordbayern e.V.	Ein	52.901		54.036	
10	38	Manuel Rösch	ADAC Württemberg e.V	Ein	53.353		54.331	
11	33	Selina Liebschner	ADAC Team Nordbayern e.V.	Ein	53.602		54.401	
12	6	Micky Winkler	Beinlich Racing Team e.V	Ein	53.983	54.386		53.983
13	22	Maximilian Fischer	ADAC Racing Team AMC Sari e	Ein	54.186		54.796	
14	1	Lukas Franke	ADAC Racing Team AMC Sari e	Ein	54.254		54.778	
15	16	Lucas Busch	-	Ein	54.424	54.968		54.424
16	3	Troy Bude	Beinlich Racing Team e.V	Ein	54.862	54.916		54.862

Zeitnahmekommissar & Auswertung Orbits

Rennleiter





ADAC Mini Bike Cup

Minibike Fassbeg

Einsteiger

Faßberg 0,880 Km

Zeittraining_Gesamt



Pos.	St.Nr.	Name	Team	Klasse	Gesamtbestzeit	R1. Beste Zeit.	R2. Beste Zeit.	R3. Beste Zeit.
Ein_100								
1	4	Dirk Geiger	ADAC Nordbaden e.V./AMC Alb	Ein_100	47.776	47.963		47.776
2	12	Toni Erhard	-	Ein_100	48.714		49.218	
3	35	Pedro John	ADAC Württemberg e.V	Ein_100	49.080		49.080	
4	17	Moritz Jenkner	ADAC Sachsen e.V./Racespare.	Ein_100	49.148		50.055	
5	11	Jan-Ole Jähnig	-	Ein_100	49.333		49.701	
6	50	Ondrej Vostatek	MG racing Team	Ein_100	50.656	50.656		50.797
7	14	Dominic Kaßner	ADAC Racing Team AMC Sari e	Ein_100	50.720	51.628		50.720
8	34	Jennifer Küther	PBIG München e.V.	Ein_100	51.745	52.084		51.745
9	43	Robin Konrad		Ein_100	52.756	54.262		52.756
10	23	Dustin Gerken	ADAC BERLIN BRANDENBURG	Ein_100	53.021	53.428		53.021
11	9	Mauro Herget	ADAC Team Nordbayern e.V.	Ein_100	54.097		55.054	

Zeitnahmekommissar & Auswertung

Orbits

Rennleiter

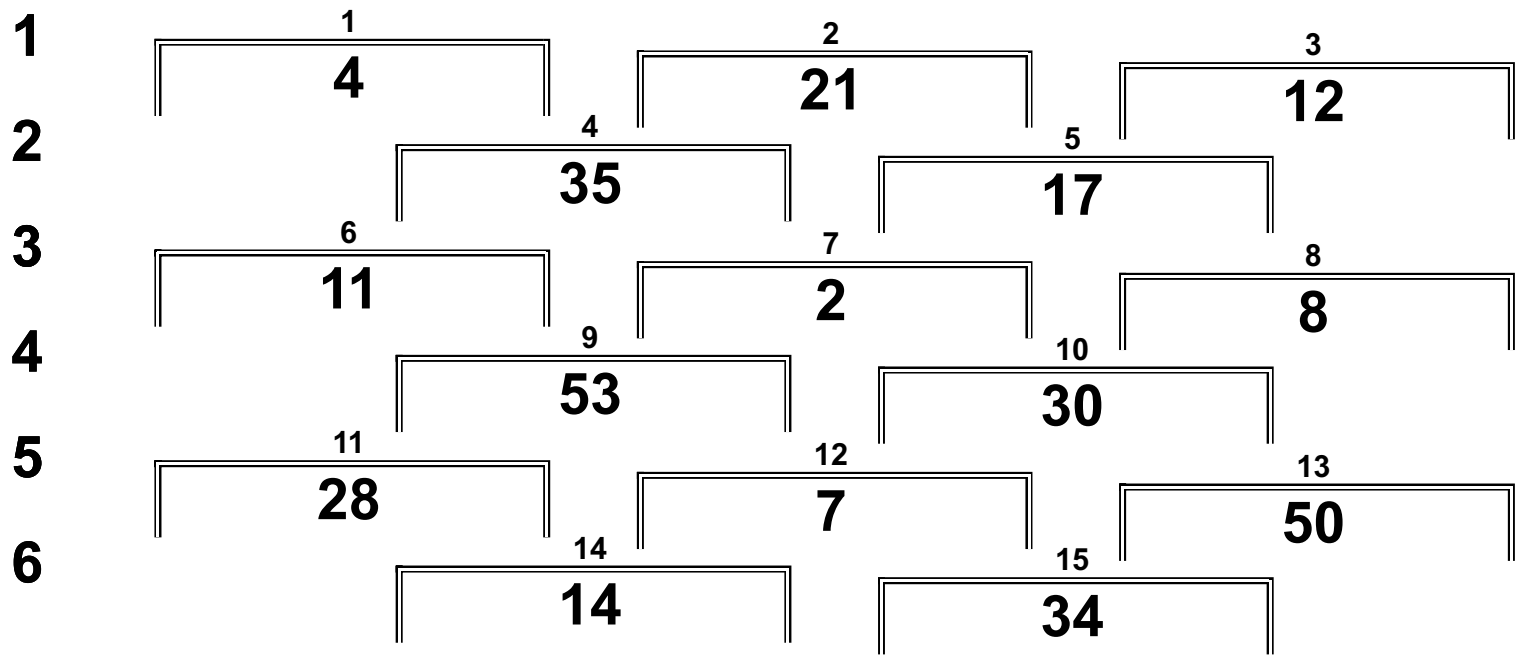


Minibike Fassbeg

Einsteiger Faßberg 0,880 Km
1. A-Finale 17.06.2012 10:05
Rennen (16 Runden)



POLE POSITION



Zeitnahmekommissar & Auswertung Orbits
Rennleiter

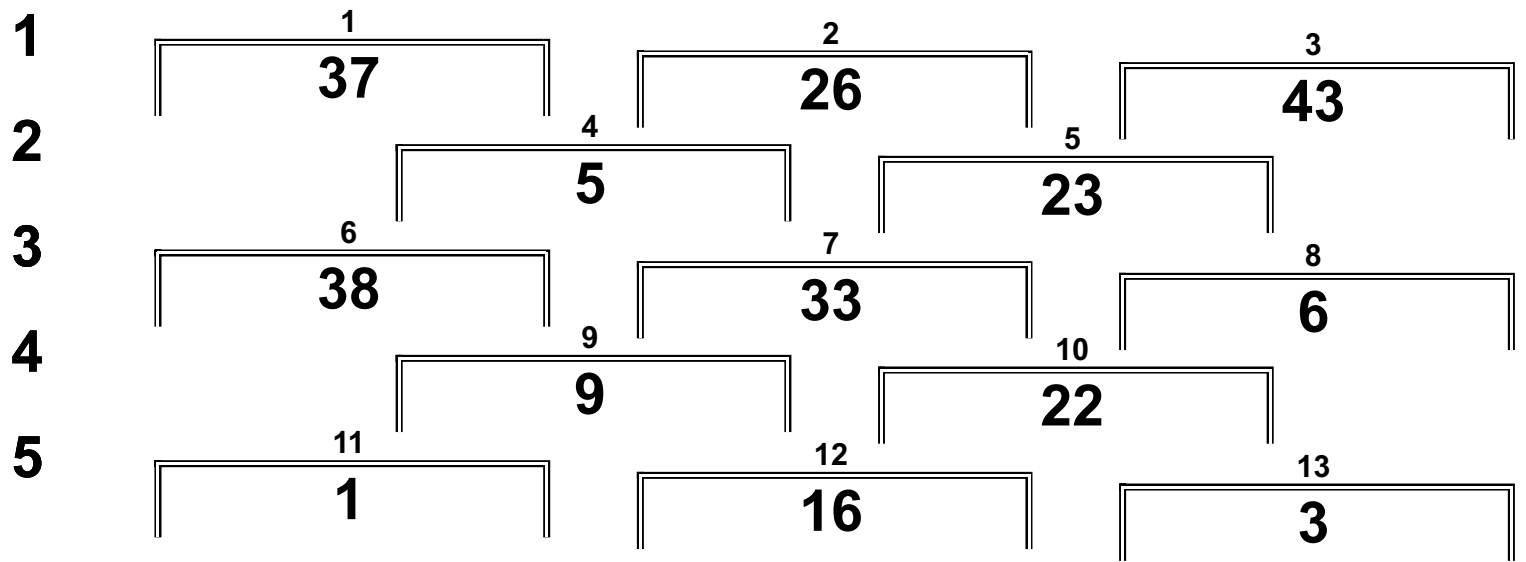


Minibike Fassbeg

Einsteiger Faßberg 0,880 Km
1. B-Finale 17.06.2012 10:30
Rennen (14 Runden)



POLE POSITION



Minibike Fassbeg

Einsteiger

Faßberg 0,880 Km

Warm UP Gr.1

17.06.2012 08:45

Training (10:00 Zeit) started at 8:45:30

			5	1:06.588	+1.279
(26) Benjamin R ^{sch}			6	1:06.825	+1.516
1	1:09.683	+7.825	7	1:07.400	+2.091
2	1:07.640	+5.782	8	1:07.393	+2.084
3	1:06.972	+5.114			
4	1:03.905	+2.047	(34) Jennifer K ^{cher}		
5	1:03.902	+2.044	1	1:08.407	+2.887
6	1:03.795	+1.937	2	1:09.226	+3.706
7	1:03.410	+1.552	3	1:07.175	+1.655
8	1:01.858		4	1:39.908	+34.388
9	1:01.864	+0.006	5	1:05.520	
			6	1:06.101	+0.581
(2) Timon Salewski			7	1:06.884	+1.364
1	1:08.747	+6.493	8	1:06.336	+0.816
2	1:06.836	+4.582			
3	1:04.703	+2.449	(16) Lucas Busch		
4	1:03.246	+0.992	1	1:12.592	+6.946
5	1:02.738	+0.484	2	1:09.020	+3.374
6	1:03.317	+1.063	3	1:06.217	+0.571
7	1:02.877	+0.623	4	1:07.450	+1.804
8	1:02.254		5	1:07.647	+2.001
9	1:02.311	+0.057	6	1:07.451	+1.805
			7	1:07.341	+1.695
(28) Philip Jork			8	1:05.646	
1	1:06.288	+3.917			
2	1:04.522	+2.151	(14) Dominic Ka ^{ner}		
3	1:04.274	+1.903	1	1:10.007	+3.512
4	1:03.635	+1.264	2	1:09.145	+2.650
5	1:03.648	+1.277	3	1:07.937	+1.442
6	1:03.591	+1.220	4	1:09.254	+2.759
7	1:03.704	+1.333	5	1:07.964	+1.469
8	1:02.371		6	1:06.495	
9	1:03.107	+0.736	7	1:07.446	+0.951
			8	1:07.017	+0.522
(43) Robin Konrad					
1	1:09.082	+4.203			
2	1:08.239	+3.360			
3	1:07.254	+2.375			
4	1:08.222	+3.343			
5	1:18.099	+13.220			
6	1:06.123	+1.244			
7	1:04.879				
8	1:05.360	+0.481			
(53) Patrik Tomes					
1	1:12.398	+7.089			
2	1:08.385	+3.076			
3	1:06.458	+1.149			
4	1:05.309				

Zeitnahmekommissar & Auswertung

Orbits

Rennleiter



www.mylaps.com

Minibike Fassbeg

Einsteiger

Faßberg 0,880 Km

Warm up Gr.2

17.06.2012 09:00

Training (10:00 Zeit) started at 9:00:08

(11) Jan-Ole Jähnig

1	1:05.715	+3.889
2	1:02.187	+0.361
3	1:02.750	+0.924
4	1:01.905	+0.079
5	1:01.982	+0.156
6	1:01.826	
7	1:03.641	+1.815

(21) Matthias Meggle

1	1:14.719	+9.758
2	1:09.359	+4.398
3	1:07.380	+2.419
4	1:06.098	+1.137
5	1:06.887	+1.926
6	1:04.961	
7	1:06.558	+1.597
8	1:09.285	+4.324

(22) Maximilian Fischer

1	1:15.801	+7.433
2	1:11.079	+2.711
3	1:10.921	+2.553
4	1:10.125	+1.757
5	1:11.869	+3.501
6	1:08.368	
7	1:55.045	+46.677

(38) Manuel Reich

1	1:08.804	+6.377
2	1:04.353	+1.926
3	1:02.916	+0.489
4	1:04.590	+2.163
5	1:03.053	+0.626
6	1:03.823	+1.396
7	1:02.427	
8	1:04.640	+2.213
9	1:05.086	+2.659

(7) Leon Czichos

1	1:12.261	+6.845
2	1:08.419	+3.003
3	1:07.756	+2.340
4	1:06.991	+1.575
5	1:06.199	+0.783
6	1:08.665	+3.249
7	1:06.057	+0.641
8	1:05.416	

(35) Pedro John

1	1:14.628	+5.470
2	2:08.929	+59.771
3	1:09.158	

(1) Lukas Franke

1	1:15.225	+5.979
2	1:11.496	+2.250
3	1:09.246	
4	1:09.440	+0.194
5	2:02.863	+53.617
6	1:56.822	+47.576
7	1:12.897	+3.651

(30) Marco Fetz

1	1:09.853	+6.409
2	1:06.603	+3.159
3	1:05.972	+2.528
4	1:04.408	+0.964
5	1:03.444	
6	2:43.644	+1:40.200

(5) Sophia Liebschner

1	1:10.115	+4.581
2	1:10.686	+5.152
3	1:09.945	+4.411
4	1:09.101	+3.567
5	1:08.101	+2.567
6	1:07.212	+1.678
7	1:05.534	
8	1:06.501	+0.967

(17) Moritz Jenkner

1	1:09.234	+5.614
2	1:06.737	+3.117
3	1:06.545	+2.925
4	1:05.511	+1.891
5	1:03.620	
6	1:05.353	+1.733
7	1:04.140	+0.520
8	1:04.225	+0.605
9	1:04.340	+0.720

(33) Selina Liebschner

1	1:08.243	+2.201
2	1:06.961	+0.919
3	1:06.424	+0.382
4	1:06.065	+0.023
5	1:06.042	
6	1:08.103	+2.061
7	1:08.022	+1.980
8	1:09.101	+3.059
9	1:09.122	+3.080

(12) Toni Erhard

1	1:13.525	+8.783
2	1:07.602	+2.860
3	1:04.742	
4	1:05.215	+0.473
5	1:05.075	+0.333
6	1:07.251	+2.509
7	1:05.507	+0.765
8	1:06.104	+1.362

(8) Aaron Schläpfer

1	1:13.433	+7.108
2	1:09.868	+3.543
3	1:06.325	
4	1:08.078	+1.753
5	1:59.234	+52.909

Zeitnahmekommissar & Auswertung

Orbits

Rennleiter



www.mylaps.com

Minibike Fassbeg

Nach Runden sortiert

Einsteiger

Faßberg 0,880 Km

1. A-Finale

17.06.2012 10:05

Rennen (16 Runden) started at 10:07:24

Pos.	St.Nr.	Name	Klasse	Runden	Diff.	Abstand	Gesamtzeit	Beste Zeit.	n Runde	Fahrzeug	Lizenz
1	21	Matthias Meggle	Ein	16			13:25.180	49.190	14	NSR 50	
2	4	Dirk Geiger	Ein_100	16	0.296	0.296	13:25.476	49.082	14	NSF 100	
3	35	Pedro John	Ein_100	16	0.326	0.030	13:25.506	49.311	14	NSF 100	
4	2	Timon Salewski	Ein	16	15.506	15.180	13:40.686	50.202	15	NSR 50	
5	11	Jan-Ole Jähnig	Ein_100	16	19.519	4.013	13:44.699	50.189	8	NSF 100	
6	53	Patrik Tomes	Ein	16	22.014	2.495	13:47.194	50.541	6	NSR 50	
7	14	Dominic Kaßner	Ein_100	16	36.494	14.480	14:01.674	50.916	11	NSF 100	
8	30	Marco Fetz	Ein	16	37.286	0.792	14:02.466	50.942	13	NSR 50	
9	28	Philip Jork	Ein	16	40.605	3.319	14:05.785	51.590	14	NSR 50	
10	12	Toni Erhard	Ein_100	16	44.540	3.935	14:09.720	48.751	12	NSF 100	
11	34	Jennifer Küther	Ein_100	16	52.221	7.681	14:17.401	51.550	15	NSF 100	
12	8	Aaron Schäfer	Ein	15	1 Runde	1 Runde	13:26.246	50.336	15	NSR 50	
13	7	Leon Czichos	Ein	15	1 Runde	7.085	13:33.331	50.402	5	NSR 50	
14	50	Ondrej Vostatek	Ein_100	15	1 Runde	7.009	13:40.340	52.239	15	NSF 100	
Nicht Klassifiziert (75% = 12 Runden)											
NF	17	Moritz Jenkner	Ein_100	1	NF	14 Runden	56.816	55.128	1	NSF 100	

Vorsprung	Durchschnitts Geschwindigkeit	Beste Rundenzeit	Beste Geschw.	Beste Runde von
0.296	62,952	48.751	64,983	12 - Toni Erhard

Zeitnahmekommissar & Auswertung

Orbits

Rennleiter



Minibike Fassbeg

Faßberg 0,880 Km

17.06.2012 10:05



Einsteiger
1. A-Finale
Rennen (16 Runden) started at 10:07:24

			12	50.437	+1.126	7	50.907	+0.366	2	54.400	+2.810
<u>(21) Matthias Meggle</u>			13	49.545	+0.234	8	50.642	+0.101	3	53.368	+1.778
1	55.223	+6.033	14	49.311		9	51.439	+0.898	4	52.612	+1.022
2	51.431	+2.241	15	49.452	+0.141	10	51.182	+0.641	5	52.957	+1.367
3	51.016	+1.826	16	49.317	+0.006	11	50.846	+0.305	6	52.538	+0.948
4	50.252	+1.062				12	50.753	+0.212	7	52.238	+0.648
5	50.127	+0.937	<u>(2) Timon Salewski</u>			13	50.998	+0.457	8	52.090	+0.500
6	49.677	+0.487	1	56.389	+6.187	14	50.857	+0.316	9	52.309	+0.719
7	49.656	+0.466	2	53.751	+3.549	15	50.749	+0.208	10	51.840	+0.250
8	49.511	+0.321	3	51.561	+1.359	16	50.704	+0.163	11	51.696	+0.106
9	49.531	+0.341	4	51.128	+0.926				12	52.303	+0.713
10	49.365	+0.175	5	50.564	+0.362	<u>(14) Dominic Ka'ner</u>			13	51.614	+0.024
11	50.324	+1.134	6	50.609	+0.407	1	57.716	+6.800	14	51.590	
12	49.910	+0.720	7	50.534	+0.332	2	54.766	+3.850	15	51.668	+0.078
13	49.460	+0.270	8	50.549	+0.347	3	53.502	+2.586	16	52.162	+0.572
14	49.190		9	50.702	+0.500	4	52.570	+1.654			
15	49.857	+0.667	10	50.734	+0.532	5	52.350	+1.434	<u>(12) Toni Erhard</u>		
16	50.399	+1.209	11	50.460	+0.258	6	52.567	+1.651	1	56.384	+7.633
			12	50.427	+0.225	7	52.209	+1.293	2	1:39.073	+50.322
<u>(4) Dirk Geiger</u>			13	50.325	+0.123	8	51.842	+0.926	3	50.326	+1.575
1	56.415	+7.333	14	50.271	+0.069	9	51.930	+1.014	4	50.261	+1.510
2	51.964	+2.882	15	50.202		10	51.247	+0.331	5	50.228	+1.477
3	50.949	+1.867	16	50.423	+0.221	11	50.916		6	49.561	+0.810
4	50.570	+1.488				12	51.252	+0.336	7	49.721	+0.970
5	50.205	+1.123	<u>(11) Jan-Ole J'cning</u>			13	51.387	+0.471	8	49.313	+0.562
6	50.040	+0.958	1	56.988	+6.799	14	51.960	+1.044	9	49.212	+0.461
7	49.361	+0.279	2	55.823	+5.634	15	51.225	+0.309	10	49.500	+0.749
8	49.351	+0.269	3	52.190	+2.001	16	51.084	+0.168	11	49.105	+0.354
9	49.627	+0.545	4	50.825	+0.636				12	48.751	
10	49.430	+0.348	5	50.626	+0.437	<u>(30) Marco Fetz</u>			13	49.963	+1.212
11	49.119	+0.037	6	50.570	+0.381	1	58.729	+7.787	14	50.043	+1.292
12	50.514	+1.432	7	50.487	+0.298	2	54.823	+3.881	15	48.944	+0.193
13	49.201	+0.119	8	50.189		3	53.640	+2.698	16	49.085	+0.334
14	49.082		9	50.416	+0.227	4	52.272	+1.330			
15	49.492	+0.410	10	50.334	+0.145	5	52.073	+1.131	<u>(34) Jennifer K'cher</u>		
16	50.156	+1.074	11	50.614	+0.425	6	52.812	+1.870	1	1:00.735	+9.185
			12	50.514	+0.325	7	52.911	+1.969	2	56.682	+5.132
<u>(35) Pedro John</u>			13	50.725	+0.536	8	51.539	+0.597	3	54.883	+3.333
1	54.707	+5.396	14	50.632	+0.443	9	51.906	+0.964	4	54.040	+2.490
2	51.703	+2.392	15	50.602	+0.413	10	51.708	+0.766	5	52.759	+1.209
3	51.397	+2.086	16	50.902	+0.713	11	51.617	+0.675	6	52.204	+0.654
4	50.691	+1.380				12	51.127	+0.185	7	52.510	+0.960
5	50.222	+0.911	<u>(53) Patrik Tomes</u>			13	50.942		8	52.384	+0.834
6	50.002	+0.691	1	55.721	+5.180	14	51.064	+0.122	9	53.060	+1.510
7	49.391	+0.080	2	55.417	+4.876	15	51.335	+0.393	10	52.739	+1.189
8	49.393	+0.082	3	51.864	+1.323	16	51.362	+0.420	11	52.175	+0.625
9	49.585	+0.274	4	51.237	+0.696				12	51.943	+0.393
10	49.411	+0.100	5	51.027	+0.486	<u>(28) Philip Jork</u>			13	52.175	+0.625
11	49.698	+0.387	6	50.541		1	57.579	+5.989	14	52.103	+0.553

Zeitnahmekommissar & Auswertung


Orbits

Rennleiter

Minibike Fassbeg

Faßberg 0,880 Km

17.06.2012 10:05



Einsteiger

1. A-Finale

Rennen (16 Runden) started at 10:07:24

15	51.550		12	52.744	+0.505
16	52.361	+0.811	13	52.847	+0.608
			14	53.516	+1.277
(8) Aaron Schläger			15	52.239	

1	55.496	+5.160
2	1:17.147	+26.811
3	51.633	+1.297
4	52.550	+2.214
5	51.622	+1.286
6	51.387	+1.051
7	52.702	+2.366
8	55.012	+4.676
9	52.709	+2.373
10	50.954	+0.618
11	50.588	+0.252
12	50.372	+0.036
13	50.530	+0.194
14	51.084	+0.748
15	50.336	

(17) Moritz Jenkner

1 **55.128**

(7) Leon Czichos

1	56.667	+6.265
2	54.038	+3.636
3	51.081	+0.679
4	50.872	+0.470
5	50.402	
6	50.526	+0.124
7	1:26.573	+36.171
8	51.612	+1.210
9	50.759	+0.357
10	51.018	+0.616
11	52.698	+2.296
12	51.169	+0.767
13	50.956	+0.554
14	51.064	+0.662
15	50.938	+0.536

(50) Ondrej Vostatek

1	59.046	+6.807
2	56.302	+4.063
3	56.568	+4.329
4	55.286	+3.047
5	53.972	+1.733
6	53.933	+1.694
7	56.027	+3.788
8	54.654	+2.415
9	54.142	+1.903
10	52.782	+0.543
11	53.052	+0.813

Zeitnahmekommissar & Auswertung

Orbits

Rennleiter





Minibike Fassbeg

Nach Runden sortiert

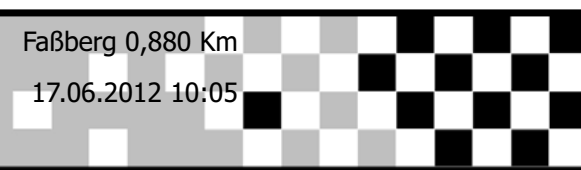
Einsteiger

Faßberg 0,880 Km

1. A-Finale

17.06.2012 10:05

Rennen (16 Runden) started at 10:07:24



Pos.	St.Nr.	Name	Klasse	Runden	Diff.	Abstand	Gesamtzeit	Beste Zeit.	n Runde	Fahrzeug	Lizenz
Ein											
1	21	Matthias Meggle	Ein	16			13:25.180	49.190	14	NSR 50	
2	2	Timon Salewski	Ein	16	15.506	15.506	13:40.686	50.202	15	NSR 50	
3	53	Patrik Tomes	Ein	16	22.014	6.508	13:47.194	50.541	6	NSR 50	
4	30	Marco Fetz	Ein	16	37.286	15.272	14:02.466	50.942	13	NSR 50	
5	28	Philip Jork	Ein	16	40.605	3.319	14:05.785	51.590	14	NSR 50	
6	8	Aaron Schäfer	Ein	15	1 Runde	1 Runde	13:26.246	50.336	15	NSR 50	
7	7	Leon Czichos	Ein	15	1 Runde	7.085	13:33.331	50.402	5	NSR 50	
Ein_100											
1	4	Dirk Geiger	Ein_100	16			13:25.476	49.082	14	NSF 100	
2	35	Pedro John	Ein_100	16	0.030	0.030	13:25.506	49.311	14	NSF 100	
3	11	Jan-Ole Jähnig	Ein_100	16	19.223	19.193	13:44.699	50.189	8	NSF 100	
4	14	Dominic Kaßner	Ein_100	16	36.198	16.975	14:01.674	50.916	11	NSF 100	
5	12	Toni Erhard	Ein_100	16	44.244	8.046	14:09.720	48.751	12	NSF 100	
6	34	Jennifer Küther	Ein_100	16	51.925	7.681	14:17.401	51.550	15	NSF 100	
7	50	Ondrej Vostatek	Ein_100	15	1 Runde	1 Runde	13:40.340	52.239	15	NSF 100	
Nicht Klassifiziert (75% = 12 Runden)											
NF	17	Moritz Jenkner	Ein_100	1	NF	14 Runden	56.816	55.128	1	NSF 100	

Vorsprung	Durchschnitts Geschwindigkeit	Beste Rundenzeit	Beste Geschw.	Beste Runde von
0.296	62,952	48.751	64,983	12 - Toni Erhard

Zeitnahmekommissar & Auswertung Orbits
 Rennleiter



Minibike Fassbeg

Nach Runden sortiert

Einsteiger

Faßberg 0,880 Km

1. B-Finale

17.06.2012 10:30

Rennen (14 Runden) started at 10:32:48

Pos.	St.Nr.	Name	Klasse	Runden	Diff.	Abstand	Gesamtzeit	Beste Zeit.	n Runde	Fahrzeug	Lizenz
1	37	Adrian Hähle	Nach	14			12:06.798	51.247	14	NSF 100	
2	23	Dustin Gerken	Ein_100	14	26.920	26.920	12:33.718	52.916	7	NSF 100	
3	5	Sophia Liebschner	Ein	14	30.114	3.194	12:36.912	52.732	14	NSR 50	
4	26	Benjamin Rösch	Ein	14	33.469	3.355	12:40.267	52.642	13	NSR 50	
5	43	Robin Konrad	Ein_100	14	39.151	5.682	12:45.949	53.058	9	NSR 100	
6	33	Selina Liebschner	Ein	14	44.858	5.707	12:51.656	53.117	14	NSR 50	
7	9	Mauro Herget	Ein_100	14	46.450	1.592	12:53.248	53.207	13	NSF 100	
8	1	Lukas Franke	Ein	14	47.940	1.490	12:54.738	53.324	12	NSR 50	
9	3	Troy Bude	Ein	14	48.402	0.462	12:55.200	53.345	13	NSR 50	
10	6	Micky Winkler	Ein	14	53.282	4.880	13:00.080	53.483	13	NSR 50	
11	38	Manuel Rösch	Ein	14	53.827	0.545	13:00.625	53.344	12	NSR 50	
12	16	Lucas Busch	Ein	13	1 Runde	1 Runde	12:14.509	54.401	10	NSR 50	
13	22	Maximilian Fischer	Ein	13	1 Runde	16.960	12:31.469	55.971	6	NSR 50	

Vorsprung	Durchschnitts Geschwindigkeit	Beste Rundenzeit	Beste Geschw.	Beste Runde von
26.920	61,024	51.247	61,818	37 - Adrian Hähle


Zeitnahmekommissar & Auswertung Orbits
 Rennleiter



Minibike Fassbeg

Faßberg 0,880 Km

17.06.2012 10:30



Einsteiger

1. B-Finale

Rennen (14 Runden) started at 10:32:48

			(26) Benjamin R* ch								
			1	1:00.835	+8.193	2	1:02.341	+9.134	2	59.204	+5.721
(37) Adrian H臧 le			1	56.290	+5.043	2	56.454	+3.247	3	57.477	+3.994
1	56.290	+5.043	2	56.529	+3.887	3	55.979	+2.772	4	56.365	+2.882
2	52.277	+1.030	3	55.502	+2.860	4	55.183	+1.976	5	54.990	+1.507
3	51.973	+0.726	4	55.247	+2.605	5	54.949	+1.742	6	54.075	+0.592
4	51.427	+0.180	5	54.489	+1.847	6	55.096	+1.889	7	55.070	+1.587
5	51.461	+0.214	6	54.117	+1.475	7	54.546	+1.339	8	53.828	+0.345
6	51.521	+0.274	7	53.605	+0.963	8	54.085	+0.878	9	53.727	+0.244
7	51.437	+0.190	8	52.987	+0.345	9	53.924	+0.717	10	53.673	+0.190
8	51.882	+0.635	9	52.823	+0.181	10	53.749	+0.542	11	53.736	+0.253
9	51.507	+0.260	10	52.863	+0.221	11	53.214	+0.007	12	53.910	+0.427
10	51.539	+0.292	11	52.758	+0.116	12	53.563	+0.356	13	53.483	
11	51.496	+0.249	12	52.980	+0.338	13	53.207		14	53.522	+0.039
12	51.253	+0.006	13	52.642		14	53.488	+0.281			
13	51.488	+0.241	14	52.703	+0.061				(38) Manuel R* ch		
14	51.247					(1) Lukas Franke			1	59.706	+6.362
			(43) Robin Konrad			1	1:03.031	+9.707	2	1:04.712	+11.368
(23) Dustin Gerken			1	1:01.030	+7.972	2	57.848	+4.524	3	56.672	+3.328
1	56.369	+3.453	2	57.504	+4.446	3	55.158	+1.834	4	56.674	+3.330
2	53.669	+0.753	3	55.425	+2.367	4	54.849	+1.525	5	55.037	+1.693
3	53.450	+0.534	4	54.732	+1.674	5	56.145	+2.821	6	53.702	+0.358
4	53.556	+0.640	5	53.567	+0.509	6	54.485	+1.161	7	53.883	+0.539
5	53.177	+0.261	6	53.794	+0.736	7	54.175	+0.851	8	53.805	+0.461
6	52.941	+0.025	7	53.144	+0.086	8	54.027	+0.703	9	54.015	+0.671
7	52.916		8	53.451	+0.393	9	53.884	+0.560	10	53.901	+0.557
8	53.442	+0.526	9	53.058		10	53.636	+0.312	11	53.948	+0.604
9	53.191	+0.275	10	53.112	+0.054	11	53.525	+0.201	12	53.344	
10	53.574	+0.658	11	53.761	+0.703	12	53.324		13	53.921	+0.577
11	54.230	+1.314	12	53.635	+0.577	13	53.633	+0.309	14	54.797	+1.453
12	53.598	+0.682	13	53.314	+0.256	14	53.705	+0.381			
13	53.815	+0.899	14	53.754	+0.696				(16) Lucas Busch		
14	53.939	+1.023				(3) Troy Bude			1	1:03.365	+8.964
			(33) Selina Liebschner			1	1:03.791	+10.446	2	1:00.269	+5.868
(5) Sophia Liebschner			1	1:00.980	+7.863	2	58.466	+5.121	3	56.666	+2.265
1	58.083	+5.351	2	57.584	+4.467	3	56.307	+2.962	4	56.436	+2.035
2	55.144	+2.412	3	55.764	+2.647	4	54.223	+0.878	5	56.105	+1.704
3	53.238	+0.506	4	55.284	+2.167	5	54.066	+0.721	6	54.482	+0.081
4	53.533	+0.801	5	55.257	+2.140	6	54.624	+1.279	7	54.863	+0.462
5	53.505	+0.773	6	54.790	+1.673	7	54.199	+0.854	8	54.501	+0.100
6	53.584	+0.852	7	54.818	+1.701	8	54.022	+0.677	9	55.075	+0.674
7	54.440	+1.708	8	54.419	+1.302	9	53.941	+0.596	10	54.401	
8	53.562	+0.830	9	53.404	+0.287	10	53.983	+0.638	11	55.154	+0.753
9	53.734	+1.002	10	53.826	+0.709	11	53.378	+0.033	12	54.535	+0.134
10	53.581	+0.849	11	53.437	+0.320	12	53.370	+0.025	13	54.814	+0.413
11	53.414	+0.682	12	53.694	+0.577	13	53.345				
12	53.380	+0.648	13	53.144	+0.027	14	53.799	+0.454	(22) Maximilian Fischer		
13	53.211	+0.479	14	53.117					1	1:03.001	+7.030
14	52.732					(6) Micky Winkler			2	59.971	+4.000
			(9) Mauro Herget			1	1:04.101	+10.618	3	57.477	+1.506

Zeitnahmekommissar & Auswertung

Orbits

Rennleiter



Minibike Fassbeg

Einsteiger

Faßberg 0,880 Km

1. B-Finale

17.06.2012 10:30

Rennen (14 Runden) started at 10:32:48

4	56.643	+0.672
5	57.960	+1.989
6	55.971	
7	56.100	+0.129
8	56.947	+0.976
9	57.291	+1.320
10	56.802	+0.831
11	56.995	+1.024
12	56.902	+0.931
13	56.601	+0.630

Minibike Fassbeg

Nach Runden sortiert

Einsteiger

Faßberg 0,880 Km

1. B-Finale

17.06.2012 10:30

Rennen (14 Runden) started at 10:32:48

Pos.	St.Nr.	Name	Klasse	Runden	Diff.	Abstand	Gesamtzeit	Beste Zeit.	n Runde	Fahrzeug	Lizenz
Ein											
1	5	Sophia Liebschner	Ein	14			12:36.912	52.732	14	NSR 50	
2	26	Benjamin Rösch	Ein	14	3.355	3.355	12:40.267	52.642	13	NSR 50	
3	33	Selina Liebschner	Ein	14	14.744	11.389	12:51.656	53.117	14	NSR 50	
4	1	Lukas Franke	Ein	14	17.826	3.082	12:54.738	53.324	12	NSR 50	
5	3	Troy Bude	Ein	14	18.288	0.462	12:55.200	53.345	13	NSR 50	
6	6	Micky Winkler	Ein	14	23.168	4.880	13:00.080	53.483	13	NSR 50	
7	38	Manuel Rösch	Ein	14	23.713	0.545	13:00.625	53.344	12	NSR 50	
8	16	Lucas Busch	Ein	13	1 Runde	1 Runde	12:14.509	54.401	10	NSR 50	
9	22	Maximilian Fischer	Ein	13	1 Runde	16.960	12:31.469	55.971	6	NSR 50	
Ein_100											
1	23	Dustin Gerken	Ein_100	14			12:33.718	52.916	7	NSF 100	
2	43	Robin Konrad	Ein_100	14	12.231	12.231	12:45.949	53.058	9	NSR 100	
3	9	Mauro Herget	Ein_100	14	19.530	7.299	12:53.248	53.207	13	NSF 100	
Nach											
1	37	Adrian Hähle	Nach	14			12:06.798	51.247	14	NSF 100	

Vorsprung	Durchschnitts Geschwindigkeit	Beste Rundenzeit	Beste Geschw.	Beste Runde von
26.920	61,024	51.247	61,818	37 - Adrian Hähle

Zeitnahmekommissar & Auswertung Orbits
 Rennleiter



Minibike Fassbeg
Nach Runden sortiert

Einsteiger

Faßberg 0,880 Km

2. A-Finale

17.06.2012 13:00

Rennen (16 Runden) started at 12:46:20

Pos.	St.Nr.	Name	Klasse	Runden	Diff.	Abstand	Gesamtzeit	Beste Zeit.	n Runde	Fahrzeug	Lizenz
1	4	Dirk Geiger	Ein_100	16			12:59.572	47.833	16	NSF 100	
2	12	Toni Erhard	Ein_100	16	10.362	10.362	13:09.934	48.595	10	NSF 100	
3	35	Pedro John	Ein_100	16	10.513	0.151	13:10.085	48.797	8	NSF 100	
4	21	Matthias Meggle	Ein	16	11.222	0.709	13:10.794	48.531	11	NSR 50	
5	17	Moritz Jenkner	Ein_100	16	17.670	6.448	13:17.242	48.938	8	NSF 100	
6	53	Patrik Tomes	Ein	16	20.854	3.184	13:20.426	49.325	7	NSR 50	
7	2	Timon Salewski	Ein	16	23.503	2.649	13:23.075	49.496	8	NSR 50	
8	11	Jan-Ole Jähniq	Ein_100	16	29.834	6.331	13:29.406	49.367	8	NSF 100	
9	50	Ondrej Vostatek	Ein_100	16	33.437	3.603	13:33.009	49.621	15	NSF 100	
10	7	Leon Czichos	Ein	16	33.547	0.110	13:33.119	49.590	14	NSR 50	
11	8	Aaron Schäfer	Ein	16	34.949	1.402	13:34.521	49.717	11	NSR 50	
12	14	Dominic Kaßner	Ein_100	16	35.559	0.610	13:35.131	49.533	16	NSF 100	
13	34	Jennifer Küther	Ein_100	16	38.583	3.024	13:38.155	49.794	7	NSF 100	
14	30	Marco Fetz	Ein	16	38.875	0.292	13:38.447	50.136	10	NSR 50	
15	28	Philip Jork	Ein	16	47.917	9.042	13:47.489	50.350	8	NSR 50	

Vorsprung	Durchschnitts Geschwindigkeit	Beste Rundenzeit	Beste Geschw.	Beste Runde von
10.362	65,020	47.833	66,230	4 - Dirk Geiger

Zeitnahmekommissar & Auswertung Orbits
 Rennleiter



Minibike Fassbeg

Faßberg 0,880 Km

17.06.2012 13:00



Einsteiger
2. A-Finale
Rennen (16 Runden) started at 12:46:20

			12	49.131	+0.334	7	49.325		2	51.329	+1.708
(4) Dirk Geiger			13	49.238	+0.441	8	49.436	+0.111	3	50.785	+1.164
1	52.033	+4.200	14	49.034	+0.237	9	49.439	+0.114	4	50.419	+0.798
2	49.023	+1.190	15	49.031	+0.234	10	49.678	+0.353	5	50.804	+1.183
3	48.585	+0.752	16	49.271	+0.474	11	49.658	+0.333	6	50.228	+0.607
4	48.621	+0.788				12	49.821	+0.496	7	50.037	+0.416
5	48.729	+0.896	(21) Matthias Meggle			13	49.653	+0.328	8	50.314	+0.693
6	48.550	+0.717	1	53.128	+4.597	14	49.689	+0.364	9	50.477	+0.856
7	48.107	+0.274	2	49.941	+1.410	15	49.646	+0.321	10	50.073	+0.452
8	48.256	+0.423	3	49.814	+1.283	16	49.895	+0.570	11	49.908	+0.287
9	47.954	+0.121	4	49.193	+0.662				12	50.279	+0.658
10	48.398	+0.565	5	49.101	+0.570	(2) Timon Salewski			13	50.286	+0.665
11	48.539	+0.706	6	49.023	+0.492	1	53.883	+4.387	14	50.255	+0.634
12	48.705	+0.872	7	49.297	+0.766	2	50.608	+1.112	15	49.621	
13	48.903	+1.070	8	48.623	+0.092	3	49.837	+0.341	16	49.985	+0.364
14	48.747	+0.914	9	49.092	+0.561	4	49.966	+0.470			
15	48.496	+0.663	10	48.962	+0.431	5	49.546	+0.050	(7) Leon Czichos		
16	47.833		11	48.531		6	49.667	+0.171	1	55.349	+5.759
			12	48.926	+0.395	7	49.592	+0.096	2	51.585	+1.995
(12) Toni Erhard			13	49.262	+0.731	8	49.496		3	50.473	+0.883
1	52.573	+3.978	14	49.187	+0.656	9	49.717	+0.221	4	50.469	+0.879
2	50.013	+1.418	15	49.070	+0.539	10	49.743	+0.247	5	50.794	+1.204
3	49.139	+0.544	16	49.363	+0.832	11	49.707	+0.211	6	50.079	+0.489
4	49.056	+0.461				12	49.773	+0.277	7	50.078	+0.488
5	49.155	+0.560	(17) Moritz Jenkner			13	49.597	+0.101	8	50.530	+0.940
6	49.094	+0.499	1	52.689	+3.751	14	49.871	+0.375	9	50.245	+0.655
7	49.228	+0.633	2	49.975	+1.037	15	49.905	+0.409	10	50.015	+0.425
8	48.617	+0.022	3	49.594	+0.656	16	50.017	+0.521	11	50.013	+0.423
9	49.050	+0.455	4	49.324	+0.386				12	50.241	+0.651
10	48.595		5	49.195	+0.257	(11) Jan-Ole Jänig			13	50.519	+0.929
11	48.918	+0.323	6	49.198	+0.260	1	54.771	+5.404	14	49.590	
12	49.009	+0.414	7	49.265	+0.327	2	51.238	+1.871	15	50.151	+0.561
13	49.205	+0.610	8	48.938		3	50.368	+1.001	16	49.831	+0.241
14	49.327	+0.732	9	49.291	+0.353	4	50.125	+0.758			
15	49.017	+0.422	10	49.357	+0.419	5	49.860	+0.493	(8) Aaron Schläger		
16	48.683	+0.088	11	49.671	+0.733	6	50.002	+0.635	1	55.835	+6.118
			12	49.623	+0.685	7	49.540	+0.173	2	52.179	+2.462
(35) Pedro John			13	49.725	+0.787	8	49.367		3	50.581	+0.864
1	51.692	+2.895	14	49.827	+0.889	9	49.832	+0.465	4	51.006	+1.289
2	49.979	+1.182	15	49.902	+0.964	10	49.893	+0.526	5	50.215	+0.498
3	49.683	+0.886	16	49.885	+0.947	11	50.151	+0.784	6	50.080	+0.363
4	49.110	+0.313				12	49.968	+0.601	7	50.084	+0.367
5	49.107	+0.310	(53) Patrik Tómes			13	50.672	+1.305	8	50.271	+0.554
6	49.072	+0.275	1	52.552	+3.227	14	50.538	+1.171	9	50.311	+0.594
7	49.012	+0.215	2	50.134	+0.809	15	50.234	+0.867	10	50.424	+0.707
8	48.797		3	49.882	+0.557	16	50.571	+1.204	11	49.717	
9	48.903	+0.106	4	49.894	+0.569				12	50.131	+0.414
10	48.842	+0.045	5	49.694	+0.369	(50) Ondrej Vostatek			13	50.697	+0.980
11	48.842	+0.045	6	49.560	+0.235	1	54.940	+5.319	14	50.215	+0.498

Zeitnahmekommissar & Auswertung

Orbits

Rennleiter



Minibike Fassbeg

Faßberg 0,880 Km

17.06.2012 13:00



Einsteiger

2. A-Finale

Rennen (16 Runden) started at 12:46:20

15	50.201	+0.484	10	50.136	
16	50.017	+0.300	11	50.650	+0.514
			12	50.721	+0.585
(14) Dominic Ka'ner			13	50.154	+0.018
1	56.267	+6.734	14	50.498	+0.362
2	52.419	+2.886	15	50.245	+0.109
3	50.906	+1.373	16	50.667	+0.531
4	50.497	+0.964			
5	50.670	+1.137	(28) Philip Jork		
6	51.068	+1.535	1	57.985	+7.635
7	49.814	+0.281	2	52.378	+2.028
8	49.753	+0.220	3	51.620	+1.270
9	50.004	+0.471	4	50.800	+0.450
10	49.897	+0.364	5	50.752	+0.402
11	50.112	+0.579	6	50.746	+0.396
12	50.302	+0.769	7	50.567	+0.217
13	50.067	+0.534	8	50.350	
14	50.366	+0.833	9	51.335	+0.985
15	50.083	+0.550	10	50.927	+0.577
16	49.533		11	50.554	+0.204
(34) Jennifer K'her			12	51.307	+0.957
1	56.489	+6.695	13	51.508	+1.158
2	52.387	+2.593	14	50.967	+0.617
3	50.917	+1.123	15	50.871	+0.521
4	50.496	+0.702	16	51.816	+1.466
5	50.595	+0.801			
6	51.072	+1.278			
7	49.794				
8	50.082	+0.288			
9	50.397	+0.603			
10	50.023	+0.229			
11	50.226	+0.432			
12	50.203	+0.409			
13	50.214	+0.420			
14	50.505	+0.711			
15	50.518	+0.724			
16	50.760	+0.966			
(30) Marco Fetz					
1	56.361	+6.225			
2	52.280	+2.144			
3	51.104	+0.968			
4	50.489	+0.353			
5	50.893	+0.757			
6	50.644	+0.508			
7	50.228	+0.092			
8	50.264	+0.128			
9	50.391	+0.255			

Zeitnahmekommissar & Auswertung

Orbits

Rennleiter



Minibike Fassbeg

Nach Runden sortiert

Einsteiger

Faßberg 0,880 Km

2. A-Finale

17.06.2012 13:00

Rennen (16 Runden) started at 12:46:20

Pos.	St.Nr.	Name	Klasse	Runden	Diff.	Abstand	Gesamtzeit	Beste Zeit.	n Runde	Fahrzeug	Lizenz
Ein											
1	21	Matthias Meggle	Ein	16			13:10.794	48.531	11	NSR 50	
2	53	Patrik Tomes	Ein	16	9.632	9.632	13:20.426	49.325	7	NSR 50	
3	2	Timon Salewski	Ein	16	12.281	2.649	13:23.075	49.496	8	NSR 50	
4	7	Leon Czichos	Ein	16	22.325	10.044	13:33.119	49.590	14	NSR 50	
5	8	Aaron Schäfer	Ein	16	23.727	1.402	13:34.521	49.717	11	NSR 50	
6	30	Marco Fetz	Ein	16	27.653	3.926	13:38.447	50.136	10	NSR 50	
7	28	Philip Jork	Ein	16	36.695	9.042	13:47.489	50.350	8	NSR 50	
Ein_100											
1	4	Dirk Geiger	Ein_100	16			12:59.572	47.833	16	NSF 100	
2	12	Toni Erhard	Ein_100	16	10.362	10.362	13:09.934	48.595	10	NSF 100	
3	35	Pedro John	Ein_100	16	10.513	0.151	13:10.085	48.797	8	NSF 100	
4	17	Moritz Jenkner	Ein_100	16	17.670	7.157	13:17.242	48.938	8	NSF 100	
5	11	Jan-Ole Jähmig	Ein_100	16	29.834	12.164	13:29.406	49.367	8	NSF 100	
6	50	Ondrej Vostatek	Ein_100	16	33.437	3.603	13:33.009	49.621	15	NSF 100	
7	14	Dominic Kaßner	Ein_100	16	35.559	2.122	13:35.131	49.533	16	NSF 100	
8	34	Jennifer Küther	Ein_100	16	38.583	3.024	13:38.155	49.794	7	NSF 100	

Vorsprung	Durchschnitts Geschwindigkeit	Beste Rundenzeit	Beste Geschw.	Beste Runde von
10.362	65,020	47.833	66,230	4 - Dirk Geiger

Zeitnahmekommissar & Auswertung Orbits
 Rennleiter



Minibike Fassbeg
Nach Runden sortiert

Einsteiger

Faßberg 0,880 Km

2. B-Finale

17.06.2012 13:25

Rennen (14 Runden) started at 13:07:56

Pos.	St.Nr.	Name	Klasse	Runden	Diff.	Abstand	Gesamtzeit	Beste Zeit.	n Runde	Fahrzeug	Lizenz
1	37	Adrian Hähle	Nach	14			12:04.155	50.984	10	NSF 100	
2	23	Dustin Gerken	Ein_100	14	23.889	23.889	12:28.044	52.534	4	NSF 100	
3	43	Robin Konrad	Ein_100	14	24.667	0.778	12:28.822	52.380	13	NSR 100	
4	5	Sophia Liebschner	Ein	14	25.008	0.341	12:29.163	51.913	10	NSR 50	
5	26	Benjamin Rösch	Ein	14	25.687	0.679	12:29.842	52.020	9	NSR 50	
6	33	Selina Liebschner	Ein	14	32.314	6.627	12:36.469	52.908	11	NSR 50	
7	1	Lukas Franke	Ein	14	35.059	2.745	12:39.214	52.437	9	NSR 50	
8	9	Mauro Herget	Ein_100	14	35.535	0.476	12:39.690	52.518	9	NSF 100	
9	3	Troy Bude	Ein	14	36.853	1.318	12:41.008	52.675	10	NSR 50	
10	6	Micky Winkler	Ein	14	47.278	10.425	12:51.433	52.436	8	NSR 50	
11	16	Lucas Busch	Ein	13	1 Runde	1 Runde	12:11.999	54.231	12	NSR 50	
12	38	Manuel Rösch	Ein	13	1 Runde	0.060	12:12.059	53.401	9	NSR 50	
13	22	Maximilian Fischer	Ein	13	1 Runde	8.655	12:20.714	55.482	7	NSR 50	

Vorsprung	Durchschnitts Geschwindigkeit	Beste Rundenzeit	Beste Geschw.	Beste Runde von
23.889	61,247	50.984	62,137	37 - Adrian Hähle

 Zeitnahmekommissar & Auswertung Orbits
 Rennleiter


Minibike Fassbeg

Faßberg 0,880 Km

17.06.2012 13:25



Einsteiger

2. B-Finale

Rennen (14 Runden) started at 13:07:56

			(5) Sophia Liebschner								
			1	1:01.065	+9.152	2	54.540	+2.103	3	53.559	+1.123
(37) Adrian H臧 le			2	54.562	+2.649	3	54.494	+2.057	4	54.110	+1.674
1	55.824	+4.840	3	54.132	+2.219	4	54.109	+1.672	5	53.577	+1.141
2	52.049	+1.065	4	53.085	+1.172	5	53.948	+1.511	6	53.134	+0.698
3	52.006	+1.022	5	53.581	+1.668	6	53.893	+1.456	7	53.039	+0.603
4	51.745	+0.761	6	52.124	+0.211	7	53.882	+1.445	8	52.436	
5	51.529	+0.545	7	53.069	+1.156	8	53.655	+1.218	9	52.883	+0.447
6	51.292	+0.308	8	51.958	+0.045	9	52.437		10	52.952	+0.516
7	51.258	+0.274	9	51.915	+0.002	10	52.942	+0.505	11	52.862	+0.426
8	51.040	+0.056	10	51.913		11	52.832	+0.395	12	53.000	+0.564
9	51.218	+0.234	11	52.816	+0.903	12	52.795	+0.358	13	1:08.673	+16.237
10	50.984		12	52.848	+0.935	13	53.156	+0.719	14	54.635	+2.199
11	51.333	+0.349	13	52.406	+0.493	14	53.023	+0.586			
12	51.243	+0.259	14	51.985	+0.072				(16) Lucas Busch		
13	51.178	+0.194				(9) Mauro Herget			1	1:02.661	+8.430
14	51.394	+0.410							2	57.494	+3.263
			(26) Benjamin R* ch						3	56.177	+1.946
(23) Dustin Gerken			1	59.883	+7.863	2	54.355	+1.837	4	55.759	+1.528
1	56.970	+4.436	2	54.509	+2.489	3	54.541	+2.023	5	56.120	+1.889
2	54.418	+1.884	3	54.325	+2.305	4	54.339	+1.821	6	56.589	+2.358
3	52.626	+0.092	4	53.804	+1.784	5	54.264	+1.746	7	55.460	+1.229
4	52.534		5	53.104	+1.084	6	53.917	+1.399	8	54.800	+0.569
5	52.693	+0.159	6	53.362	+1.342	7	53.278	+0.760	9	54.378	+0.147
6	52.554	+0.020	7	52.729	+0.709	8	53.552	+1.034	10	55.470	+1.239
7	52.795	+0.261	8	52.585	+0.565	9	52.518		11	54.912	+0.681
8	53.124	+0.590	9	52.020		10	52.979	+0.461	12	54.231	
9	53.172	+0.638	10	52.071	+0.051	11	52.929	+0.411	13	54.384	+0.153
10	53.070	+0.536	11	52.459	+0.439	12	52.658	+0.140			
11	53.415	+0.881	12	53.088	+1.068	13	53.087	+0.569	(38) Manuel R* ch		
12	52.576	+0.042	13	53.339	+1.319	14	53.139	+0.621	1	1:03.484	+10.083
13	53.816	+1.282	14	52.315	+0.295				2	57.799	+4.398
14	52.604	+0.070				(3) Troy Bude			3	56.187	+2.786
			(33) Selina Liebschner						4	55.810	+2.409
(43) Robin Konrad			1	58.489	+5.581	2	56.578	+3.903	5	56.380	+2.979
1	57.613	+5.233	2	54.796	+1.888	3	53.896	+1.221	6	56.731	+3.330
2	53.867	+1.487	3	54.060	+1.152	4	53.720	+1.045	7	55.329	+1.928
3	54.081	+1.701	4	53.638	+0.730	5	53.153	+0.478	8	56.211	+2.810
4	53.363	+0.983	5	53.255	+0.347	6	53.215	+0.540	9	53.401	
5	53.456	+1.076	6	53.045	+0.137	7	52.893	+0.218	10	55.164	+1.763
6	53.266	+0.886	7	53.263	+0.355	8	53.339	+0.664	11	54.753	+1.352
7	53.473	+1.093	8	52.927	+0.019	9	52.768	+0.093	12	54.279	+0.878
8	52.879	+0.499	9	52.926	+0.018	10	52.675		13	54.200	+0.799
9	52.504	+0.124	10	53.149	+0.241	11	52.953	+0.278			
10	52.623	+0.243	11	52.908		12	53.247	+0.572	(22) Maximilian Fischer		
11	52.880	+0.500	12	52.928	+0.020	13	53.479	+0.804	1	1:03.069	+7.587
12	52.897	+0.517	13	53.055	+0.147	14	53.136	+0.461	2	57.557	+2.075
13	52.380		14	55.766	+2.858				3	56.330	+0.848
14	52.605	+0.225				(6) Micky Winkler			4	55.961	+0.479
			(1) Lukas Franke								
			1	59.587	+7.151						

Zeitnahmekommissar & Auswertung

Orbits

Rennleiter



Minibike Fassbeg

Einsteiger

Faßberg 0,880 Km

2. B-Finale

17.06.2012 13:25

Rennen (14 Runden) started at 13:07:56

5	56.246	+0.764
6	56.643	+1.161
7	55.482	
8	55.846	+0.364
9	56.112	+0.630
10	57.073	+1.591
11	56.310	+0.828
12	56.069	+0.587
13	55.536	+0.054



Minibike Fassbeg

Nach Runden sortiert

Einsteiger

Faßberg 0,880 Km

2. B-Finale

17.06.2012 13:25

Rennen (14 Runden) started at 13:07:56

Pos.	St.Nr.	Name	Klasse	Runden	Diff.	Abstand	Gesamtzeit	Beste Zeit.	n Runde	Fahrzeug	Lizenz
Ein											
1	5	Sophia Liebschner	Ein	14			12:29.163	51.913	10	NSR 50	
2	26	Benjamin Rösch	Ein	14	0.679	0.679	12:29.842	52.020	9	NSR 50	
3	33	Selina Liebschner	Ein	14	7.306	6.627	12:36.469	52.908	11	NSR 50	
4	1	Lukas Franke	Ein	14	10.051	2.745	12:39.214	52.437	9	NSR 50	
5	3	Troy Bude	Ein	14	11.845	1.794	12:41.008	52.675	10	NSR 50	
6	6	Micky Winkler	Ein	14	22.270	10.425	12:51.433	52.436	8	NSR 50	
7	16	Lucas Busch	Ein	13	1 Runde	1 Runde	12:11.999	54.231	12	NSR 50	
8	38	Manuel Rösch	Ein	13	1 Runde	0.060	12:12.059	53.401	9	NSR 50	
9	22	Maximilian Fischer	Ein	13	1 Runde	8.655	12:20.714	55.482	7	NSR 50	
Ein_100											
1	23	Dustin Gerken	Ein_100	14			12:28.044	52.534	4	NSF 100	
2	43	Robin Konrad	Ein_100	14	0.778	0.778	12:28.822	52.380	13	NSR 100	
3	9	Mauro Herget	Ein_100	14	11.646	10.868	12:39.690	52.518	9	NSF 100	
Nach											
1	37	Adrian Hähle	Nach	14			12:04.155	50.984	10	NSF 100	

Vorsprung	Durchschnitts Geschwindigkeit	Beste Rundenzeit	Beste Geschw.	Beste Runde von
23.889	61,247	50.984	62,137	37 - Adrian Hähle

Zeitnahmekommissar & Auswertung Orbits
 Rennleiter

