

Final Classification

Result List

Stewards / Race Management

STEWARD	Harry Stüber
STEWARD	Horst Seidel
STEWARD	Andreas Dinzinger
RACE DIRECTOR	Christian Vormann
CLERK OF THE COURSE	Ralph Bohnhorst
TECHNICAL DELEGATE	Korbinian Beckert
CHIEF TIMEKEEPER	Steffen Ruhl

Weather Start/Finish

AIR	10.9°C
TRACK	9.1°C
CONDITIONS	Dry
PRESSURE	1015 hPa
AIR	8.5°C
TRACK	7.7°C
CONDITIONS	Dry
PRESSURE	1015 hPa

Track Information

GREEN FLAG	16:09:27
CHEQUERED FLAG	17:12:37
SAFETY CAR PHASE	0
FULL COURSE YELLOW PHASE	0
TRACK NAME	Motorsportarena Oschersleben
TRACK LENGTH	3667m
TURN COUNT	14
TOTAL DISTANCE	143.01km
FASTEST LAP:	#24. KOF - 1:32.579

STARTED: 18 CLASSIFIED: 17 NOT CLASSIFIED: 1 DISQUALIFIED: 0

Nr.	Drivers	Team	Laps	Total Time	Gap	Kph	Lap	Time	Kph
Cl.	Car	Competitor							
1	22 J.Kasperik(DEU)/N.Möller-Madsen(DNK) Porsche Cayman 718 GT4 MR	Team Allied-Racing(DEU) Team Allied-Racing	39	1:03:10.289		135.8	5	1:32.909	142.0
2	21 D.Fetzer(DEU)/J.Sturm(DEU) J Porsche Cayman 718 GT4 MR	Team Allied-Racing(DEU) Team Allied-Racing	39	1:03:10.522	0.233	135.8	4	1:32.750	142.3
3	71 W.Tregurtha(GBR)/H.Sasse(DEU) J Audi R8 LMS GT4	T3-HRT-Motorsport(DEU) T3-HRT-Motorsport	39	1:03:11.230	0.941	135.8	4	1:33.296	141.4
4	48 J.Apotheloz(CHE)/L.Trefz(DEU) J Mercedes-AMG GT4	MANN-FILTER Team HTP-WINWARD(DEU) HTP-WINWARD Motorsport	39	1:03:11.678	1.389	135.8	7	1:33.186	141.6
5	24 F.Janits(AUT)/R.Kofler(AUT) KTM X-BOW GT4 EVO	True Racing(AUT) True Racing	39	1:03:12.883	2.594	135.7	2	1:32.579	142.5
6	2 G.Piana(ITA)/M.Schrey(DEU) BMW M4 GT4	Hofor Racing by Bonk Motorsport(CHE) Hofor Racing by Bonk Motorsport	39	1:03:14.286	3.997	135.8	8	1:33.029	141.9
7	59 A.Sizov(RUS)/C.Dreyspring(DEU) J McLaren 570s GT4	Dörr Motorsport(DEU) Dörr Motorsport	39	1:03:29.971	19.682	135.2	7	1:33.679	140.9
8	3 S.von Gartzen(DEU)/C.Hürtgen(DEU) BMW M4 GT4	Hofor Racing by Bonk Motorsport(CHE) Hofor Racing by Bonk Motorsport	39	1:03:30.883	20.594	135.2	8	1:33.660	140.9
9	69 F.Martin-Dye(GBR)/P.Dörr(DEU) J McLaren 570s GT4	Dörr Motorsport(DEU) Dörr Motorsport	39	1:04:00.743	50.454	134.1	7	1:34.100	140.2
10	13 J.Marschalkowski(DEU)/H.Still(DEU) J Mercedes-AMG GT4	Team Zakspeed(DEU) Team Zakspeed	39	1:04:09.617	59.328	133.7	7	1:33.711	140.8
11	4 H.Eichenberg(DEU)/I.Berets(RUS) J BMW M4 GT4	Team AVIA Sorg Rennsport(DEU) Team AVIA Sorg Rennsport	39	1:04:12.753	1:02.464	133.7	7	1:34.163	140.1
12	19 L.O Dey(DEU)/A.Tauscher(DEU) J Porsche Cayman 718 GT4 MR	KÜS TEAM75 Bernhard(DEU) KÜS TEAM75 Bernhard	39	1:04:13.154	1:02.865	135.7	9	1:32.946	142.0
13	89 J.Krabec(CZE)/L.Marionek(DEU) T KTM X-Bow GT4	RTR projects(CZE) RTR projects	39	1:04:23.111	1:12.822	133.3	18	1:34.108	140.2
14	27 S.Grotstollen(DEU)/G.Braun(DEU) T BMW M4 GT4	team lillestoff(DEU) team lillestoff	39	1:04:50.612	1:40.323	133.4	6	1:33.919	140.5
15	9 T.Neumann(BUL)/J.Bölting(DEU) T Porsche Cayman 718 GT4 MR	DLV-Team Schuetz Motorsport(DEU) DLV-Team Schuetz Motorsport	38	1:03:29.565	1 LAP	131.8	7	1:35.731	137.8
16	5 C.Stingu(ROM)/D.Solombrino(DEU) Audi R8 LMS GT4	Hella Pagid - racing one(DEU) Hella Pagid - racing one	38	1:04:44.814	1 LAP	129.1	10	1:34.392	139.8
17	26 T.Kieffer(LUX)/C.Kosch(LUX) T Porsche Cayman 718 GT4 MR	Team Allied-Racing(DEU) Team Allied-Racing	34	56:04.516	5LAPS	133.5	8	1:34.157	140.2

Not classified

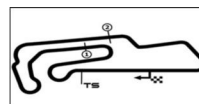
23 R.Falkenbach(DEU)/C.Piro(DEU) J Ginetta G55 GT4	Team piro sports Caffè d Italia(DEU) Team piro sports Caffè d Italia	12	19:34.595	27LAPS	138.8	3	1:32.729	142.3
---	---	----	-----------	--------	-------	---	----------	-------

Did not start

14 A.Kreutzpointner(DEU)/J.Kreutzpointner(DEU) BMW M4 GT4	MRS GT-Racing(DEU) MRS GT-Racing
--	-------------------------------------

Fastest lap of the race. Car 24 driver Reinhard Kofler on lap 2. Time 1:32.579, average speed 142.5 km/h.

Following stewards decision no. 112 drive trough penalty converted into a time penalty of 30 seconds for car no. 27



Final Classification

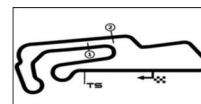
Result List

Nr. Drivers	Team	Laps	Total Time	Gap	Kph	Lap	Time	Kph
Cl. Car	Competitor							

Steward: Harry Stüber

Steward: Horst Seidel

Steward: Andreas Dinzinger



Final Classification

Class Result List

Stewards / Race Management

STEWARD	Harry Stüber
STEWARD	Horst Seidel
STEWARD	Andreas Dinzinger
RACE DIRECTOR	Christian Vormann
CLERK OF THE COURSE	Ralph Bohnhorst
TECHNICAL DELEGATE	Korbinian Beckert
CHIEF TIMEKEEPER	Steffen Ruhl

Weather Start/Finish

AIR	10.9°C
TRACK	9.1°C
CONDITIONS	Dry
PRESSURE	1015 hPa
AIR	8.5°C
TRACK	7.7°C
CONDITIONS	Dry
PRESSURE	1015 hPa

Track Information

GREEN FLAG	16:09:27
CHEQUERED FLAG	17:12:37
SAFETY CAR PHASE	0
FULL COURSE YELLOW PHASE	0
TRACK NAME	Motorsportarena Oschersleben
TRACK LENGTH	3667m
TURN COUNT	14
TOTAL DISTANCE	143.01km
FASTEST LAP:	#24. KOF - 1:32.579

STARTED: 18 CLASSIFIED: 17 NOT CLASSIFIED: 1 DISQUALIFIED: 0

Nr.	Drivers	Team	Laps	Total Time	Gap	Kph	Lap	Time	Kph
	Car	Competitor							

CLASS: Junior

Started: 9 Classified: 8

Not Classified: 1

1	21 D.Fetzer(DEU)/J.Sturm(DEU) Porsche Cayman 718 GT4 MR	Team Allied-Racing(DEU) Team Allied-Racing	39	1:03:10.522		135.8	4	1:32.750	142.3
2	71 W.Tregurtha(GBR)/H.Sasse(DEU) Audi R8 LMS GT4	T3-HRT-Motorsport(DEU) T3-HRT-Motorsport	39	1:03:11.230	0.708	135.8	4	1:33.296	141.4
3	48 J.Apotheloz(CHE)/L.Trefz(DEU) Mercedes-AMG GT4	MANN-FILTER Team HTP-WINWARD(DEU) HTP-WINWARD Motorsport	39	1:03:11.678	1.156	135.8	7	1:33.186	141.6
4	59 A.Sizov(RUS)/C.Dreyspring(DEU) McLaren 570s GT4	Dörr Motorsport(DEU) Dörr Motorsport	39	1:03:29.971	19.449	135.2	7	1:33.679	140.9
5	69 F.Martin-Dye(GBR)/P.Dörr(DEU) McLaren 570s GT4	Dörr Motorsport(DEU) Dörr Motorsport	39	1:04:00.743	50.221	134.1	7	1:34.100	140.2
6	13 J.Marschalkowski(DEU)/H.Still(DEU) Mercedes-AMG GT4	Team Zakspeed(DEU) Team Zakspeed	39	1:04:09.617	59.095	133.7	7	1:33.711	140.8
7	4 H.Eichenberg(DEU)/I.Berets(RUS) BMW M4 GT4	Team AVIA Sorg Rennsport(DEU) Team AVIA Sorg Rennsport	39	1:04:12.753	1:02.231	133.7	7	1:34.163	140.1
8	19 L.O Dey(DEU)/A.Tauscher(DEU) Porsche Cayman 718 GT4 MR	KÜS TEAM75 Bernhard(DEU) KÜS TEAM75 Bernhard	39	1:04:13.154	1:02.632	135.7	9	1:32.946	142.0

Not classified

23	R.Falkenbach(DEU)/C.Piro(DEU) Ginetta G55 GT4	Team piro sports Caffè d Italia(DEU) Team piro sports Caffè d Italia	12	19:34.595	27LAPS	138.8	3	1:32.729	142.3
----	--	---	----	-----------	--------	-------	---	----------	-------

Fastest lap of the class. Car 23 driver Cedric Piro on lap 3. Time 1:32.729, average speed 142.3 km/h.

CLASS: Trophy

Started: 5 Classified: 5

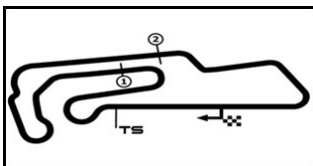
Not Classified: 0

1	4 H.Eichenberg(DEU)/I.Berets(RUS) BMW M4 GT4	Team AVIA Sorg Rennsport(DEU) Team AVIA Sorg Rennsport	39	1:04:12.753		133.7	7	1:34.163	140.1
2	89 J.Krabec(CZE)/L.Marionek(DEU) KTM X-Bow GT4	RTR projects(CZE) RTR projects	39	1:04:23.111	10.358	133.3	18	1:34.108	140.2
3	27 S.Grotstollen(DEU)/G.Braun(DEU) BMW M4 GT4	team lillestoff(DEU) team lillestoff	39	1:04:50.612	37.859	133.4	6	1:33.919	140.5
4	9 T.Neumann(BUL)/J.Bölting(DEU) Porsche Cayman 718 GT4 MR	DLV-Team Schuetz Motorsport(DEU) DLV-Team Schuetz Motorsport	38	1:03:29.565	1 LAP	131.8	7	1:35.731	137.8
5	26 T.Kieffer(LUX)/C.Kosch(LUX) Porsche Cayman 718 GT4 MR	Team Allied-Racing(DEU) Team Allied-Racing	34	56:04.516	5LAPS	133.5	8	1:34.157	140.2

Fastest lap of the class. Car 27 driver Georg Braun on lap 6. Time 1:33.919, average speed 140.5 km/h.

Following stewards decision no. 112 drive trough penalty converted into a time penalty of 30 seconds for car no. 27

Steward: Harry Stüber	Steward: Horst Seidel	Steward: Andreas Dinzinger
-----------------------	-----------------------	----------------------------



ADAC GT4 Germany

Lap Chart Race 2

Provisional

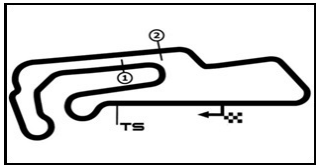


Motorsportarena Oschersleben, Length: 3667 m

Sunday, November 8, 2020 15:50:00

LapCha	1	2	3	4	5	6	7	8	9	10	11	12	13	14	15	16	17	18	19	20	21	22	23	24	25	26	27	28	29	30	31	32	33	34	35	36	37	38	39	40	41	42	43	44	45				
LAP 36	22	21	24	71	48	2	59	3	69	4	13	27	89	19	9'	5'																																	
LAP 37	22	21	24	71	48	2	59	3	69	4	13	27	19	89	9'	5'																																	
LAP 38	22	21	71	48	24	2	59	3	69	13	4	19	27	89	9'	5'																																	
LAP 39	22	21	71	48	24	2	59	3	69	13	4	19	27	89																																			

.- PITSTOP ' - LAPBEHIND



ADAC GT4 Germany

Sector List Race 2

Provisional



Motorsportarena Oschersleben, Length: 3667m

Air temperature: 8.52°C

Track temperature: 7.7°C

Weather condition: Dry

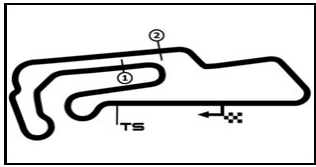
DMSB Reg. Nr.: R-11194/20

Sunday, November 8, 2020 15:50:00

Lap	Id	Time	SE1	SP1	SE2	SP2	SE3	SP3	TSP	Lap	Id	Time	SE1	SP1	SE2	SP2	SE3	SP3	TSP
2 Piana, ITA(#1) / Schrey, DEU(#2)										theoretical besttime: 1:33.006									
1	2	1:41.139	39.662	172	33.805	205	27.672	178	217	21	1	1:35.223	33.841	173	33.714	202	27.668	177	217
2	2	1:34.448	34.046	172	32.728	205	27.674	177	220	22	1	1:33.543	33.893	173	32.678	202	26.972	177	218
3	2	1:34.569	34.230	172	33.114	204	27.225	178	220	23	1	1:33.442	33.861	172	32.578	203	27.003	177	217
4	2	1:34.524	34.172	173	33.165	204	27.187	178	219	24	1	1:33.211	33.633	172	32.541	203	27.037	177	218
5	2	1:33.408	33.660	173	32.697	204	27.051	177	219	25	1	1:33.637	33.775	172	32.577	203	27.285	177	218
6	2	1:33.302	33.668	172	32.553	203	27.081	178	218	26	1	1:33.332	33.713	173	32.569	203	27.050	177	218
7	2	1:33.149	33.642	172	32.544	204	26.963	178	219	27	1	1:33.580	33.814	173	32.672	203	27.094	178	218
8	2	1:33.029	33.656	172	32.472	204	26.901	179	219	28	1	1:34.881	33.832	173	33.444	203	27.605	176	219
9	2	1:33.499	33.636	173	32.700	204	27.163	178	220	29	1	1:33.532	33.881	173	32.666	203	26.985	177	217
10	2	1:33.403	33.790	172	32.559	204	27.054	178	219	30	1	1:34.056	34.073	172	32.759	203	27.224	178	219
11	2	1:33.637	33.711	174	32.678	204	27.248	177	220	31	1	1:34.272	33.909	172	32.927	203	27.436	178	220
12	2	1:33.624	33.740	172	32.729	204	27.155	178	219	32	1	1:34.054	34.028	172	32.852	203	27.174	178	219
13	2	1:34.029	33.790	172	32.903	204	27.336	178	220	33	1	1:34.285	34.181	173	32.848	204	27.256	178	219
14	2	1:34.033	33.920	172	32.837	204	27.276	178	219	34	1	1:34.366	34.008	173	33.138	204	27.220	177	219
15	2	1:34.130	33.934	173	32.904	205	27.292	178	219	35	1	1:34.467	34.131	173	33.001	203	27.335	177	219
16	2	1:33.941	33.940	173	32.783	203	27.218	179	220	36	1	1:34.650	34.074	173	32.881	203	27.695	177	219
17	2	1:51.421	34.383	173	32.814	203	44.224	58	220	37	1	1:34.395	33.985	173	32.857	204	27.553	177	219
18	1	3:15.356	2:15.415	172	32.673	203	27.268	177		38	1	1:35.292	34.282	172	33.347	203	27.663	178	219
19	1	1:34.433	33.853	172	33.319	203	27.261	177	219	39	1	1:36.551	34.832	172	33.820	203	27.899	175	210
20	1	1:34.443	33.805	172	33.671	201	26.967	177	218										

3 von Gartzen, DEU(#1) / Hürtgen, DEU(#2)										theoretical besttime: 1:33.610									
1	2	1:40.918	39.619	170	33.619	203	27.680	175	215	21	1	1:34.399	34.009	170	32.920	201	27.470	176	216
2	2	1:35.125	34.597	172	33.034	202	27.494	177	218	22	1	1:35.087	34.163	172	33.309	202	27.615	177	217
3	2	1:34.809	34.088	171	33.374	201	27.347	176	218	23	1	1:34.793	34.113	170	33.140	203	27.540	177	218
4	2	1:34.623	33.873	172	33.284	203	27.466	176	218	24	1	1:35.066	34.172	172	33.355	202	27.539	177	217
5	2	1:34.149	33.805	172	33.011	201	27.333	177	218	25	1	1:35.176	34.268	170	33.290	201	27.618	176	218
6	2	1:34.169	33.810	172	32.890	202	27.469	176	217	26	1	1:35.186	34.079	171	33.393	201	27.714	175	217
7	2	1:33.683	33.757	172	32.742	202	27.184	176	217	27	1	1:35.042	34.027	172	33.335	202	27.680	176	217
8	2	1:33.660	33.684	171	32.774	202	27.202	177	217	28	1	1:35.569	34.052	171	33.888	201	27.629	176	217
9	2	1:34.001	33.814	171	32.895	202	27.292	176	217	29	1	1:34.735	34.031	172	33.025	203	27.679	176	217
10	2	1:33.919	33.749	172	32.932	202	27.238	177	217	30	1	1:35.971	34.043	172	34.248	201	27.680	175	218
11	2	1:34.042	33.837	172	32.954	201	27.251	176	217	31	1	1:34.760	34.072	172	33.213	200	27.475	176	216
12	2	1:34.410	33.866	170	33.210	200	27.334	176	217	32	1	1:34.618	34.119	171	33.103	200	27.396	176	216
13	2	1:34.200	33.905	172	33.000	201	27.295	175	217	33	1	1:34.683	34.054	171	33.050	201	27.579	175	216
14	2	1:34.200	33.774	172	33.093	201	27.333	175	217	34	1	1:34.857	34.099	172	33.141	201	27.617	176	216
15	2	1:33.892	33.733	172	32.898	201	27.261	177	216	35	1	1:34.881	34.187	172	33.076	200	27.618	175	216
16	2	1:34.061	33.739	171	33.007	201	27.315	176	217	36	1	1:36.418	34.267	171	33.117	201	29.034	168	216
17	2	1:33.994	33.822	172	32.902	202	27.270	176	217	37	1	1:35.202	34.439	171	33.128	202	27.635	176	213
18	2	1:50.484	33.865	171	32.924	202	43.695	58	216	38	1	1:34.525	34.021	172	33.008	203	27.496	177	217
19	1	3:11.590	2:09.548	170	34.390	203	27.652	175		39	1	1:34.676	33.957	172	33.009	202	27.710	177	218
20	1	1:35.310	34.132	172	33.226	200	27.952	175	217										

4 Eichenberg, DEU(#1) / Berets, RUS(#2)										theoretical besttime: 1:34.063									
1	2	1:42.354	40.526	171	33.926	203	27.902	176	210	21	2	1:50.989	34.053	170	32.939	199	43.997	58	215
2	2	1:35.014	34.309	170	32.993	201	27.712	176	217	22	1	3:12.916	2:11.272	169	33.685	198	27.959	175	
3	2	1:34.720	34.001	171	33.048	202	27.671	176	217	23	1	1:36.641	35.350	168	33.473	200	27.818	175	215
4	2	1:35.343	34.115	170	33.642	201	27.586	176	217	24	1	1:36.046	34.610	169	33.751	201	27.685	175	215
5	2	1:34.479	33.940	172	32.910	201	27.629	175	217	25	1	1:36.275	34.507	170	33.577	200	28.191	167	215
6	2	1:34.356	33.967	171	32.985	201	27.404	177	216	26	1	1:36.187	34.764	169	33.490	200	27.933	175	210
7	2	1:34.163	33.937	171	32.965	201	27.261	176	216	27	1	1:36.191	34.814	170	33.446	199	27.931	175	215
8	2	1:34.524	33.958	171	33.059	201	27.507	177	216	28	1	1:37.074	35.144	169	33.910	199	28.020	173	215
9	2	1:34.615	34.028	170	32.958	201	27.629	175	218	29	1	1:36.543	34.663	169	33.738	199	28.142	175	215
10	2	1:34.747	34.133	171	33.113	201	27.501	177	217	30	1	1:37.775	34.802	169	34.504	199	28.469	175	215
11	2	1:34.717	33.916	171	33.198	201	27.603	177	218	31	1	1:36.835	34.662	169	33.771	199	28.402	175	215
12	2	1:34.523	34.001	171	33.035	203	27.487	176	218	32	1	1:36.581	34.668	169	33.614	199	28.299	173	214
13	2	1:34.540	34.189	170	33.042	199	27.309	176	218	33	1	1:36.814	34.942	170	33.718	199	28.154	175	211
14	2	1:34.360	33.974	171	33.037	199	27.349	177	216	34	1	1:36.661	34.568	169	33.782	200	28.311	174	216
15	2	1:34.278	33.892	171	33.015	201	27.371	177	217	35	1	1:37.873	35.045	167	34.592	198	28.236	175	215
16	2	1:35.208	34.151	171	33.098	201	27.959	174	217	36	1	1:37.758	34.928	169	33.946	198	28.884	175	214
17	2	1:34.925	34.263	171	33.075	201	27.587	177	216	37	1	1:37.647	35.125	170	34.310	199	28.212	174	215
18	2	1:34.995	34.238	172	33.099	200	27.658	174	218	38	1	1:38.202	34.940	169	34.784	201	28.478	175	212



ADAC GT4 Germany

Sector List Race 2

Provisional



Motorsportarena Oschersleben, Length: 3667m

Air temperature: 8.52°C

Track temperature: 7.7°C

Weather condition: Dry

DMSB Reg. Nr.: R-11194/20

Sunday, November 8, 2020 15:50:00

Lap	Id	Time	SE1	SP1	SE2	SP2	SE3	SP3	TSP	Lap	Id	Time	SE1	SP1	SE2	SP2	SE3	SP3	TSP
19	2	1:34.444	34.111	171	32.919	199	27.414	175	215	39	1	1:36.978	34.939	172	33.716	201	28.323	175	215
20	2	1:34.462	34.168	170	32.961	199	27.333	176	215										

5 Stingu, ROM(#1) / Solombrino, DEU(#2)

theoretical besttime: 1:33.972

1	2	1:43.698	41.090	171	34.027	206	28.581	157	204	20	2	1:34.458	34.368	172	32.924	205	27.166	178	219
2	2	1:35.343	34.749	173	33.156	203	27.438	178	209	21	2	1:54.920	33.932	173	35.288	185	45.700	59	219
3	2	1:34.592	34.069	173	33.275	205	27.248	177	220	22	1	3:49.752	2:41.631	169	38.008	197	30.113	173	
4	2	1:34.689	34.004	173	33.302	204	27.383	179	220	23	1	1:41.949	36.434	167	35.942	199	29.573	175	210
5	2	1:35.708	34.965	172	33.300	205	27.443	178	221	24	1	1:40.539	36.022	170	35.520	201	28.997	174	197
6	2	1:34.875	34.004	172	33.235	203	27.636	177	220	25	1	1:39.928	35.541	171	35.294	201	29.093	172	214
7	2	1:34.421	33.908	172	33.257	204	27.256	179	219	26	1	1:40.970	36.401	169	34.999	201	29.570	175	211
8	2	1:37.266	33.940	172	35.686	203	27.640	177	220	27	1	1:41.192	36.152	173	35.278	198	29.762	174	213
9	2	1:34.485	34.120	171	33.060	204	27.305	178	219	28	1	1:40.024	35.691	170	35.594	200	28.739	176	217
10	2	1:34.392	33.904	171	33.015	204	27.473	177	219	29	1	1:41.655	35.458	170	36.879	191	29.318	174	215
11	2	1:34.482	34.036	172	33.300	203	27.146	178	219	30	1	1:41.404	35.741	172	35.788	200	29.875	173	213
12	2	1:35.307	34.279	172	33.452	203	27.576	178	219	31	1	1:40.901	36.688	167	35.201	200	29.012	175	212
13	2	1:35.340	34.236	172	33.482	201	27.622	178	219	32	1	1:41.013	35.891	170	35.317	200	29.805	173	213
14	2	1:34.694	34.214	171	33.287	204	27.193	178	219	33	1	1:40.945	35.971	170	35.364	202	29.610	174	210
15	2	1:35.068	34.058	170	33.521	204	27.489	177	219	34	1	1:43.679	36.196	164	37.575	200	29.908	176	210
16	2	1:35.039	34.123	172	33.285	203	27.631	177	219	35	1	1:44.196	36.183	168	37.186	198	30.827	175	216
17	2	1:34.640	34.224	171	33.049	203	27.367	177	218	36	1	1:42.412	36.128	169	36.018	198	30.266	173	212
18	2	1:34.447	34.052	173	33.075	204	27.320	177	219	37	1	1:44.974	36.190	169	36.096	198	32.688	172	203
19	2	1:34.485	33.902	170	33.107	202	27.476	177	218	38	1	1:46.932	36.917	169	36.452	196	33.563	174	201

9 Neumann, BUL(#1) / Bölting, DEU(#2)

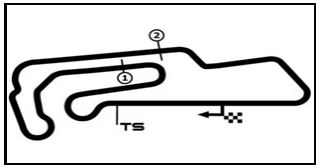
theoretical besttime: 1:35.477

1	2	1:44.221	41.863	169	34.009	206	28.349	175	213	20	1	1:36.519	34.613	173	33.960	204	27.946	178	219
2	2	1:36.351	34.868	169	33.705	206	27.778	176	195	21	1	1:36.826	34.439	172	34.285	205	28.102	179	220
3	2	1:35.964	34.294	171	33.833	205	27.837	174	219	22	1	1:35.965	34.562	174	33.635	206	27.768	178	219
4	2	1:36.432	34.620	170	33.841	205	27.971	176	219	23	1	1:36.960	34.414	174	33.752	206	28.794	179	221
5	2	1:36.655	34.676	173	33.865	205	28.114	173	219	24	1	1:37.201	34.702	174	34.200	205	28.299	177	220
6	2	1:36.702	34.692	172	34.188	204	27.822	175	219	25	1	1:36.173	34.410	173	33.966	205	27.797	179	220
7	2	1:35.731	34.239	170	33.726	206	27.766	177	219	26	1	1:36.868	34.351	174	34.349	206	28.168	178	221
8	2	1:37.739	34.693	170	34.749	205	28.297	176	220	27	1	1:36.469	34.621	174	33.890	205	27.958	180	220
9	2	1:38.285	35.752	172	34.171	204	28.362	176	212	28	1	1:35.833	34.267	175	33.777	205	27.789	180	221
10	2	1:37.108	34.630	172	34.266	203	28.212	176	220	29	1	1:35.947	34.265	174	33.660	206	28.022	179	222
11	2	1:37.316	35.001	170	34.157	203	28.158	175	219	30	1	1:45.983	34.371	174	37.328	171	34.284	178	221
12	2	1:38.288	35.164	169	34.817	206	28.307	176	218	31	1	1:36.581	34.432	175	34.043	205	28.106	179	221
13	2	1:37.700	34.988	171	34.644	203	28.068	177	219	32	1	1:35.953	34.386	175	33.635	206	27.932	179	221
14	2	1:36.880	34.687	173	34.012	204	28.181	176	219	33	1	1:35.805	34.080	175	33.686	206	28.039	177	222
15	2	1:37.312	34.816	171	34.348	203	28.148	175	219	34	1	1:35.818	34.130	175	33.631	206	28.057	180	221
16	2	1:37.636	34.690	174	34.275	202	28.671	178	219	35	1	1:36.558	34.266	175	33.958	205	28.334	180	222
17	2	1:37.600	34.767	173	34.307	203	28.526	173	220	36	1	1:37.029	34.550	174	34.041	206	28.438	180	222
18	2	1:54.899	35.134	171	34.778	202	44.987	59	214	37	1	1:36.476	34.422	175	33.731	206	28.323	179	222
19	1	3:15.092	2:11.435	172	34.582	173	29.075	178		38	1	1:36.690	34.406	175	33.779	205	28.505	179	222

13 Marschalkowski, DEU(#1) / Still, DEU(#2)

theoretical besttime: 1:33.444

1	2	1:39.993	38.683	167	33.913	200	27.397	175	204	21	1	1:35.055	34.373	170	33.243	201	27.439	176	215
2	2	1:34.722	34.018	169	33.068	200	27.636	175	215	22	1	1:34.843	34.175	170	33.209	201	27.459	176	215
3	2	1:34.223	33.989	170	32.862	201	27.372	175	215	23	1	1:34.670	34.108	171	33.225	201	27.337	177	215
4	2	1:33.722	33.962	169	32.708	201	27.052	175	216	24	1	1:34.556	34.038	171	33.162	201	27.356	176	216
5	2	1:50.090	33.865	170	32.807	202	43.418	59	215	25	1	1:35.073	34.181	172	33.066	201	27.826	176	216
6	2	1:50.873	51.077	171	32.758	201	27.038	177		26	1	1:34.417	34.045	172	33.036	201	27.336	175	215
7	2	1:33.711	33.779	171	32.891	201	27.041	177	215	27	1	1:34.652	33.937	172	33.330	201	27.385	176	215
8	2	1:33.949	34.011	170	32.968	201	26.970	176	216	28	1	1:34.198	34.015	171	32.891	201	27.292	176	215
9	2	1:33.741	33.791	172	32.912	201	27.038	176	216	29	1	1:34.854	34.067	172	33.198	201	27.589	176	215
10	2	1:33.960	33.831	171	33.029	201	27.100	176	216	30	1	1:34.601	34.095	171	33.043	202	27.463	176	216
11	2	1:33.946	33.766	172	33.091	201	27.089	176	216	31	1	1:34.583	33.991	172	33.175	202	27.417	177	216
12	2	1:35.561	34.812	171	33.419	200	27.330	175	216	32	1	1:36.493	34.316	172	33.952	202	28.225	177	218
13	2	1:34.993	34.192	171	33.427	200	27.374	176	215	33	1	1:34.947	34.239	172	33.208	202	27.500	177	217
14	2	1:34.434	34.043	171	33.169	200	27.222	176	215	34	1	1:34.894	33.991	172	33.058	202	27.845	177	217
15	2	1:34.837	34.027	171	33.433	200	27.377	175	214	35	1	1:38.169	34.747	172	34.585	202	28.837	176	218
16	2	1:35.192	34.362	169	33.420	200	27.410	175	215	36	1	1:36.425	34.311	171	33.573	201	28.541	177	216
17	2	1:34.855	34.400	172	33.274	200	27.181	176	215	37	1	1:37.742	35.231	171	34.391	201	28.120	176	215



ADAC GT4 Germany

Sector List Race 2

Provisional



Motorsportarena Oschersleben, Length: 3667m

Air temperature: 8.52°C

Track temperature: 7.7°C

Weather condition: Dry

DMSB Reg. Nr.: R-11194/20

Sunday, November 8, 2020 15:50:00

Lap	Id	Time	SE1	SP1	SE2	SP2	SE3	SP3	TSP	Lap	Id	Time	SE1	SP1	SE2	SP2	SE3	SP3	TSP
18	2	1:34.452	34.157	172	33.094	201	27.201	176	215	38	1	1:36.382	34.769	172	33.897	200	27.716	176	215
19	1	1:50.941	34.050	172	33.163	201	43.728	59	216	39	1	1:35.404	34.196	172	33.359	201	27.849	175	215
20	1	3:09.464	2:08.658	170	33.275	201	27.531	175											

19 O Dey, DEU(#1) / Tauscher, DEU(#2)

theoretical besttime: 1:32.779

1	2	2:38.036	1:28.157	81	42.087	202	27.792	178	210	21	2	1:52.016	33.582	173	32.808	206	45.626	54	223
2	2	1:34.658	34.113	171	33.144	203	27.401	178	219	22	1	3:13.823	2:11.094	172	34.266	206	28.463	177	
3	2	1:33.610	33.780	173	32.816	206	27.014	179	219	23	1	1:35.600	34.250	171	33.575	206	27.775	177	221
4	2	1:33.260	33.734	172	32.639	205	26.887	179	220	24	1	1:34.885	34.117	174	33.290	205	27.478	179	221
5	2	1:33.161	33.522	173	32.645	205	26.994	179	220	25	1	1:34.722	33.989	175	33.148	207	27.585	177	222
6	2	1:33.157	33.657	173	32.613	205	26.887	179	221	26	1	1:34.816	34.025	171	33.241	206	27.550	179	221
7	2	1:33.010	33.663	173	32.549	205	26.798	180	221	27	1	1:34.317	33.795	173	33.152	207	27.370	179	222
8	2	1:32.995	33.623	173	32.614	205	26.758	179	221	28	1	1:35.032	33.883	174	33.533	206	27.616	178	222
9	2	1:32.946	33.552	174	32.527	205	26.867	180	221	29	1	1:34.845	33.848	174	33.154	206	27.843	178	222
10	2	1:33.165	33.494	174	32.753	205	26.918	180	222	30	1	1:34.587	33.771	173	33.142	206	27.674	178	221
11	2	1:33.007	33.611	174	32.594	206	26.802	180	222	31	1	1:34.232	33.686	175	33.055	206	27.491	179	222
12	2	1:33.651	33.928	174	32.774	205	26.949	179	223	32	1	1:34.364	33.975	175	32.989	207	27.400	177	222
13	2	1:34.243	33.747	169	33.423	206	27.073	179	222	33	1	1:34.643	34.001	173	33.284	206	27.358	180	222
14	2	1:33.492	33.768	173	32.694	206	27.030	179	222	34	1	1:34.302	33.925	173	32.906	207	27.471	179	223
15	2	1:33.485	33.709	173	32.666	206	27.110	179	222	35	1	1:34.441	33.882	173	32.843	207	27.716	179	222
16	2	1:33.986	33.741	174	32.763	207	27.482	179	222	36	1	1:36.932	34.161	171	34.139	193	28.632	179	224
17	2	1:33.551	33.716	173	32.783	206	27.052	179	222	37	1	1:35.049	34.231	173	33.208	207	27.610	179	222
18	2	1:33.327	33.586	173	32.761	206	26.980	179	222	38	1	1:34.040	33.645	173	32.988	207	27.407	179	224
19	2	1:33.496	33.831	174	32.678	206	26.987	180	223	39	1	1:36.880	34.708	172	33.591	197	28.581	178	216
20	2	1:33.392	33.784	173	32.681	206	26.927	180	223										

21 Fetzer, DEU(#1) / Sturm, DEU(#2)

theoretical besttime: 1:32.750

1	2	1:39.063	38.739	170	33.171	205	27.153	177	209	21	1	3:07.575	2:07.057	173	33.217	204	27.301	176	
2	2	1:33.388	33.818	171	32.630	204	26.940	177	221	22	1	1:34.924	34.012	167	32.992	203	27.920	177	219
3	2	1:32.923	33.550	171	32.453	205	26.920	177	219	23	1	1:35.578	34.207	172	33.381	205	27.990	177	220
4	2	1:32.750	33.517	171	32.394	205	26.839	177	219	24	1	1:35.483	34.310	169	33.305	206	27.868	178	220
5	2	1:33.124	33.579	173	32.504	205	27.041	177	220	25	1	1:35.272	34.175	168	33.289	206	27.808	176	221
6	2	1:33.358	33.610	172	32.689	205	27.059	177	219	26	1	1:34.574	33.825	173	33.331	205	27.418	178	220
7	2	1:33.201	33.619	172	32.591	205	26.991	177	219	27	1	1:34.996	34.270	169	33.174	205	27.552	176	223
8	2	1:33.149	33.624	172	32.592	204	26.933	177	219	28	1	1:34.244	33.915	172	32.932	206	27.397	178	220
9	2	1:33.582	33.650	173	32.834	204	27.098	177	220	29	1	1:34.724	33.990	173	33.200	204	27.534	178	222
10	2	1:33.370	33.700	172	32.688	205	26.982	177	219	30	1	1:34.325	33.948	173	33.076	206	27.301	179	220
11	2	1:33.703	33.808	173	32.735	205	27.160	178	220	31	1	1:34.495	33.826	171	33.111	206	27.558	177	222
12	2	1:34.051	34.148	172	32.741	205	27.162	178	219	32	1	1:34.417	33.999	172	33.137	206	27.281	178	221
13	2	1:33.805	33.736	172	32.958	205	27.111	178	220	33	1	1:34.520	33.925	173	33.104	206	27.491	179	221
14	2	1:33.816	33.776	172	32.902	205	27.138	178	221	34	1	1:34.972	34.129	172	33.116	206	27.727	178	222
15	2	1:34.198	33.940	172	32.969	205	27.289	177	220	35	1	1:35.442	34.328	172	33.723	205	27.391	178	221
16	2	1:33.797	33.766	172	32.782	206	27.249	177	220	36	1	1:35.364	34.057	171	33.388	206	27.919	178	222
17	2	1:33.994	33.827	172	32.989	206	27.178	178	221	37	1	1:35.662	34.201	170	33.428	206	28.033	178	221
18	2	1:33.815	33.786	173	32.876	206	27.153	177	221	38	1	1:35.249	34.066	172	33.519	205	27.664	179	221
19	2	1:33.836	33.711	173	32.933	205	27.192	178	221	39	1	1:35.773	34.430	172	33.491	204	27.852	180	222
20	2	1:50.010	33.808	173	32.949	206	43.253	59	221										

22 Kasperlik, DEU(#1) / Möller-Madsen, DNK(#2)

theoretical besttime: 1:32.888

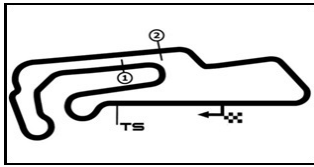
1	2	1:37.745	38.149	171	32.652	206	26.944	178	201	21	2	1:50.622	33.748	172	32.950	206	43.924	59	222
2	2	1:33.164	33.503	174	32.717	206	26.944	178	221	22	1	3:12.209	2:11.269	169	33.137	207	27.803	177	
3	2	1:33.162	33.493	173	32.725	206	26.944	178	221	23	1	1:35.502	34.106	170	33.519	203	27.877	176	221
4	2	1:33.058	33.467	173	32.584	206	27.007	179	220	24	1	1:35.403	34.355	168	33.333	206	27.715	178	221
5	2	1:32.909	33.448	173	32.541	206	26.920	179	221	25	1	1:35.110	34.324	170	33.226	206	27.560	177	221
6	2	1:33.106	33.521	173	32.561	206	27.024	177	221	26	1	1:34.796	34.084	170	33.172	208	27.540	178	222
7	2	1:33.182	33.427	174	32.622	206	27.133	179	220	27	1	1:34.783	34.060	172	33.214	207	27.509	178	223
8	2	1:33.163	33.483	174	32.623	207	27.057	179	221	28	1	1:34.417	33.947	172	33.112	206	27.358	178	222
9	2	1:33.753	33.516	173	32.789	204	27.448	179	222	29	1	1:34.765	33.924	172	33.149	207	27.692	179	222
10	2	1:33.253	33.587	172	32.563	206	27.103	180	221	30	1	1:34.184	33.919	172	32.856	208	27.409	179	222
11	2	1:34.150	33.963	172	33.041	206	27.146	177	222	31	1	1:34.468	33.901	172	33.147	206	27.420	179	223
12	2	1:33.561	33.727	174	32.776	206	27.058	178	221	32	1	1:34.465	33.895	172	33.065	207	27.505	179	222
13	2	1:33.421	33.642	173	32.726	206	27.053	178	221	33	1	1:34.580	33.867	172	33.272	208	27.441	179	222
14	2	1:33.442	33.577	173	32.713	206	27.152	178	221	34	1	1:34.991	33.979	173	33.239	206	27.773	179	222
15	2	1:33.591	33.675	174	32.775	206	27.141	179	222	35	1	1:35.388	34.480	170	33.413	208	27.495	179	222

ver: 1.0

www.adac.de/motorsport

Page 3/7 printed: 8.11.2020 17:16





ADAC GT4 Germany

Sector List Race 2

Provisional



Motorsportarena Oschersleben, Length: 3667m

Air temperature: 8.52°C

Track temperature: 7.7°C

Weather condition: Dry

DMSB Reg. Nr.: R-11194/20

Sunday, November 8, 2020 15:50:00

Lap	Id	Time	SE1	SP1	SE2	SP2	SE3	SP3	TSP	Lap	Id	Time	SE1	SP1	SE2	SP2	SE3	SP3	TSP
16	2	1:33.479	33.638	172	32.670	206	27.171	178	222	36	1	1:35.299	34.161	169	33.201	207	27.937	179	222
17	2	1:33.549	33.611	174	32.788	207	27.150	178	222	37	1	1:35.681	34.406	172	33.290	207	27.985	179	222
18	2	1:33.622	33.688	173	32.758	206	27.176	179	222	38	1	1:35.403	34.258	171	33.335	206	27.810	179	222
19	2	1:33.421	33.622	174	32.745	206	27.054	179	222	39	1	1:35.867	34.426	173	33.411	207	28.030	179	222
20	2	1:33.625	33.693	174	32.704	207	27.228	179	222										

23 Falkenbach, DEU(#1) / Piro, DEU(#2)

theoretical besttime: 1:32.658

1	2	2:08.953	1:08.572	166	33.371	195	27.010	172	194	7	2	1:33.327	33.871	169	32.591	196	26.865	174	210
2	2	1:32.844	33.774	169	32.353	196	26.717	173	208	8	2	1:33.219	33.779	170	32.612	197	26.828	175	210
3	2	1:32.729	33.613	169	32.405	196	26.711	173	209	9	2	1:33.571	34.135	168	32.635	197	26.801	174	212
4	2	1:32.978	33.668	169	32.485	197	26.825	174	210	10	2	1:33.423	33.826	169	32.638	196	26.959	173	210
5	2	1:32.904	33.772	167	32.440	197	26.692	174	210	11	2	1:33.191	33.756	169	32.518	197	26.917	175	210
6	2	1:32.976	33.748	168	32.503	197	26.725	174	210	12	2	1:54.480	33.914	169	33.400	192	47.166	57	211

24 Janits, AUT(#1) / Kofler, AUT(#2)

theoretical besttime: 1:32.579

1	2	1:36.518	37.397	168	32.493	193	26.628	171	200	21	1	3:16.314	2:15.589	164	33.513	194	27.212	171	
2	2	1:32.579	33.601	167	32.401	194	26.577	171	208	22	1	1:34.519	34.298	168	33.160	194	27.061	172	207
3	2	1:32.969	33.610	167	32.523	193	26.836	170	206	23	1	1:34.355	34.440	167	32.861	194	27.054	171	208
4	2	1:33.195	33.822	167	32.537	193	26.836	171	206	24	1	1:34.133	34.137	168	33.060	194	26.936	172	207
5	2	1:33.159	33.728	167	32.600	193	26.831	170	206	25	1	1:34.201	34.141	168	33.120	195	26.940	172	208
6	2	1:33.444	33.910	166	32.630	193	26.904	170	206	26	1	1:34.344	34.272	167	32.965	194	27.107	172	208
7	2	1:33.632	33.958	166	32.812	193	26.862	170	206	27	1	1:34.989	34.384	168	33.160	196	27.445	172	208
8	2	1:33.379	33.882	167	32.673	192	26.824	170	204	28	1	1:34.435	34.176	167	33.013	194	27.246	171	208
9	2	1:33.667	33.947	166	32.792	193	26.928	170	206	29	1	1:34.063	34.172	167	32.959	195	26.932	172	208
10	2	1:33.447	33.942	166	32.623	193	26.882	170	205	30	1	1:34.351	34.276	167	33.033	194	27.042	171	208
11	2	1:35.227	34.436	166	33.745	192	27.046	170	206	31	1	1:34.736	34.410	166	33.246	194	27.080	171	208
12	2	1:33.662	34.036	166	32.670	194	26.956	170	205	32	1	1:34.569	34.333	167	33.060	194	27.176	171	208
13	2	1:33.687	33.871	167	32.967	192	26.849	171	206	33	1	1:34.297	34.259	166	32.996	194	27.042	172	208
14	2	1:33.555	33.958	166	32.730	193	26.867	171	206	34	1	1:34.334	34.259	168	32.961	195	27.114	171	208
15	2	1:33.562	33.849	167	32.776	193	26.937	171	206	35	1	1:34.784	34.237	168	33.177	195	27.370	172	208
16	2	1:33.828	34.073	167	32.755	193	27.000	171	206	36	1	1:34.773	34.244	168	32.988	196	27.541	171	208
17	2	1:33.696	33.978	167	32.804	193	26.914	171	206	37	1	1:35.739	34.197	168	33.508	195	28.034	172	208
18	2	1:33.797	33.959	167	32.848	193	26.990	171	208	38	1	1:37.067	34.977	168	33.549	195	28.541	171	206
19	2	1:33.996	34.077	166	32.860	193	27.059	170	206	39	1	1:35.555	34.652	166	33.464	195	27.439	173	209
20	2	1:50.326	34.015	166	32.861	193	43.450	58	206										

26 Kieffer, LUX(#1) / Kosch, LUX(#2)

theoretical besttime: 1:33.859

1	2	1:43.504	41.574	169	34.030	203	27.900	174	215	19	1	1:34.600	33.997	170	33.129	205	27.474	177	220
2	2	1:34.650	34.194	168	33.053	203	27.403	176	216	20	1	1:35.434	33.893	171	33.751	204	27.790	178	220
3	2	1:35.039	34.592	167	33.140	203	27.307	176	219	21	1	1:36.813	35.169	166	33.857	203	27.787	176	220
4	2	1:34.982	33.951	170	33.301	205	27.730	176	219	22	1	1:34.423	33.940	172	32.861	206	27.622	178	219
5	2	1:34.651	34.395	170	33.067	203	27.189	176	218	23	1	1:34.510	33.911	172	33.085	205	27.514	178	220
6	2	1:34.401	34.099	171	32.895	204	27.407	176	219	24	1	1:35.890	34.149	170	34.132	204	27.609	178	222
7	2	1:34.294	33.999	171	32.915	205	27.380	175	219	25	1	1:35.958	34.099	172	34.255	204	27.604	178	222
8	2	1:34.157	33.884	169	32.984	204	27.289	176	219	26	1	1:36.204	34.773	171	33.606	204	27.825	178	219
9	2	1:34.718	34.194	171	33.098	204	27.426	176	219	27	1	1:36.106	34.841	172	33.577	206	27.688	178	220
10	2	1:34.788	34.130	171	33.117	204	27.541	175	219	28	1	1:37.248	35.249	171	33.925	205	28.074	177	221
11	2	1:34.468	33.866	170	33.101	204	27.501	177	219	29	1	1:36.600	34.554	172	33.792	204	28.254	178	220
12	2	1:34.671	34.234	172	33.090	204	27.347	177	219	30	1	1:38.366	34.624	171	34.512	206	29.230	175	220
13	2	1:35.653	34.210	170	33.993	205	27.450	177	221	31	1	1:36.285	34.170	172	33.458	204	28.657	175	219
14	2	1:35.159	34.759	170	33.114	205	27.286	177	212	32	1	1:36.299	34.543	170	33.538	206	28.218	177	219
15	2	1:34.893	33.940	171	33.430	205	27.523	177	220	33	1	1:36.864	35.240	172	33.549	205	28.075	178	220
16	2	1:52.024	34.198	171	32.804	205	45.022	56	220	34	1	1:36.693	34.675	172	33.648	205	28.370	177	205
17	1	3:09.564	2:08.446	168	33.499	202	27.619	176		35			35.023	168	34.591	204			208
18	1	1:34.607	33.954	170	32.998	205	27.655	177	219										

27 Grotstollen, DEU(#1) / Braun, DEU(#2)

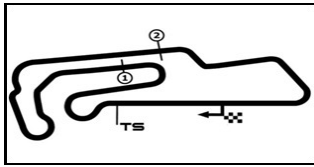
theoretical besttime: 1:33.826

1	2	1:41.903	40.242	171	33.922	203	27.739	177	216	21	2	1:54.017	34.027	171	33.224	201	46.766	57	217
2	2	1:34.940	34.315	171	32.977	203	27.648	177	219	22	1	3:11.689	2:10.386	169	33.513	197	27.790	173	
3	2	1:34.896	34.357	172	32.973	203	27.566	176	218	23	1	1:34.890	34.129	171	33.236	199	27.525	175	214
4	2	1:34.234	34.101	170	32.772	203	27.361	176	217	24	1	1:35.017	34.445	171	33.175	200	27.397	175	216
5	2	1:34.301	33.929	171	32.956	203	27.416	177	218	25	1	1:35.208	34.228	172	33.480	200	27.500	176	216
6	2	1:33.919	33.812	171	32.698	203	27.409	177	219	26	1	1:36.492	34.932	170	33.425	201	28.135	173	216

ver: 1.0

www.adac.de/motorsport

Page 4/ 7 printed: 8.11.2020 17:16



ADAC GT4 Germany

Sector List Race 2

Provisional



Motorsportarena Oschersleben, Length: 3667m

Air temperature: 8.52°C

Track temperature: 7.7°C

Weather condition: Dry

DMSB Reg. Nr.: R-11194/20

Sunday, November 8, 2020 15:50:00

Lap	Id	Time	SE1	SP1	SE2	SP2	SE3	SP3	TSP	Lap	Id	Time	SE1	SP1	SE2	SP2	SE3	SP3	TSP
7	2	1:34.534	34.006	170	32.861	203	27.667	177	219	27	1	1:35.785	34.562	170	33.610	201	27.613	176	215
8	2	1:34.041	33.800	172	32.835	202	27.406	177	218	28	1	1:37.240	35.073	169	34.155	201	28.012	175	216
9	2	1:34.861	34.039	169	33.219	200	27.603	175	217	29	1	1:36.625	34.625	172	34.119	198	27.881	176	217
10	2	1:34.635	33.940	171	33.123	200	27.572	175	216	30	1	1:38.267	34.588	168	34.340	201	29.339	172	216
11	2	1:34.747	34.043	170	33.007	200	27.697	176	215	31	1	1:36.327	34.655	172	33.418	201	28.254	177	216
12	2	1:34.597	34.093	169	33.176	200	27.328	175	216	32	1	1:36.321	34.235	171	34.016	200	28.070	176	219
13	2	1:34.894	33.968	170	33.476	200	27.450	176	216	33	1	1:36.821	35.160	172	33.819	200	27.842	176	217
14	2	1:34.825	34.020	170	33.303	200	27.502	175	216	34	1	1:36.753	34.632	170	33.742	200	28.379	177	217
15	2	1:34.913	34.270	171	33.202	200	27.441	176	216	35	1	1:37.908	34.867	170	34.626	201	28.415	175	217
16	2	1:35.399	34.258	169	33.201	200	27.940	175	216	36	1	1:38.586	35.545	169	34.434	199	28.607	175	215
17	2	1:34.915	34.162	170	33.157	201	27.596	175	216	37	1	1:38.876	36.444	161	34.061	199	28.371	175	216
18	2	1:35.671	34.253	171	33.107	200	28.311	175	215	38	1	1:39.676	34.781	170	36.085	198	28.810	173	216
19	2	1:35.538	34.326	171	33.275	200	27.937	175	217	39	1	1:40.407	35.469	169	35.368	198	29.570	172	208
20	2	1:35.944	34.959	170	33.409	201	27.576	177	214										

48 Apotheloz, CHE(#1) / Trefz, DEU(#2)

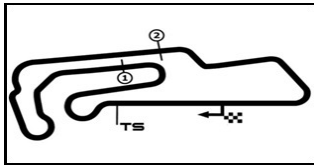
theoretical besttime: 1:33.025

1	2	1:40.221	38.858	170	33.835	201	27.528	176	202	21	2	1:33.892	33.803	171	32.880	203	27.209	177	217
2	2	1:34.672	34.052	170	32.906	202	27.714	177	216	22	2	1:51.003	33.759	171	33.134	201	44.110	58	217
3	2	1:34.202	34.111	171	32.712	204	27.379	177	215	23	1	3:09.235	2:08.538	172	33.226	204	27.471	175	
4	2	1:33.901	34.164	170	32.639	203	27.098	177	216	24	1	1:34.214	33.966	172	33.054	204	27.194	177	217
5	2	1:33.717	33.838	171	32.868	202	27.011	176	218	25	1	1:36.316	33.805	172	33.032	203	29.479	177	218
6	2	1:33.249	33.533	171	32.595	202	27.121	176	217	26	1	1:34.269	34.001	172	33.000	203	27.268	177	219
7	2	1:33.186	33.499	171	32.731	203	26.956	176	216	27	1	1:34.035	33.700	173	32.993	204	27.342	177	219
8	2	1:33.196	33.579	171	32.686	203	26.931	177	217	28	1	1:34.487	34.122	173	32.929	203	27.436	176	220
9	2	1:33.470	33.595	171	32.778	203	27.097	175	218	29	1	1:34.204	33.881	173	33.023	203	27.300	177	219
10	2	1:33.371	33.543	172	32.734	204	27.094	177	218	30	1	1:34.369	33.984	173	33.042	203	27.343	177	219
11	2	1:33.616	33.558	172	32.726	203	27.332	177	218	31	1	1:34.437	33.838	173	33.193	203	27.406	176	219
12	2	1:34.073	33.991	171	32.846	204	27.236	177	218	32	1	1:34.392	33.864	173	32.951	204	27.577	177	219
13	2	1:34.218	33.908	170	33.050	204	27.260	178	219	33	1	1:34.307	33.959	172	32.925	204	27.423	176	219
14	2	1:34.156	33.989	171	32.827	204	27.340	178	219	34	1	1:34.273	34.045	173	32.920	203	27.308	177	218
15	2	1:34.073	33.953	172	32.873	203	27.247	178	219	35	1	1:34.140	33.857	173	32.983	204	27.300	177	219
16	2	1:34.172	33.799	172	32.928	203	27.445	178	219	36	1	1:34.691	34.057	173	33.005	204	27.629	178	219
17	2	1:34.943	34.170	172	32.798	202	27.975	176	219	37	1	1:34.632	33.826	173	33.035	204	27.771	177	219
18	2	1:34.032	33.857	171	33.012	202	27.163	177	217	38	1	1:35.467	34.422	172	33.427	203	27.618	178	219
19	2	1:33.869	33.886	171	32.890	203	27.093	177	217	39	1	1:35.224	34.123	172	32.970	204	28.131	173	219
20	2	1:33.754	33.739	172	32.881	203	27.134	176	217										

59 Sizov, RUS(#1) / Dreyspring, DEU(#2)

theoretical besttime: 1:33.593

1	2	1:40.492	39.175	172	33.716	206	27.601	180	210	21	1	3:11.385	2:09.025	170	34.206	198	28.154	178	
2	2	1:34.728	34.262	172	32.934	202	27.532	180	220	22	1	1:35.006	34.171	174	33.343	203	27.492	177	219
3	2	1:34.617	34.297	173	33.057	202	27.263	179	220	23	1	1:35.051	34.110	171	33.301	202	27.640	176	219
4	2	1:35.191	34.149	174	33.439	188	27.603	181	220	24	1	1:34.882	33.994	173	33.247	203	27.641	177	219
5	2	1:34.196	33.926	173	32.995	204	27.275	180	222	25	1	1:35.031	34.241	173	33.255	204	27.535	180	219
6	2	1:33.862	33.747	175	32.921	204	27.194	180	221	26	1	1:35.176	34.070	173	33.385	202	27.721	178	219
7	2	1:33.679	33.821	175	32.740	204	27.118	179	222	27	1	1:35.221	34.135	172	33.395	204	27.691	178	219
8	2	1:33.841	33.749	175	32.933	203	27.159	180	219	28	1	1:35.463	34.082	172	33.709	203	27.672	177	219
9	2	1:33.910	33.789	175	32.950	203	27.171	179	220	29	1	1:34.786	33.999	174	33.189	204	27.598	178	219
10	2	1:33.927	33.884	175	32.937	204	27.106	180	220	30	1	1:36.781	33.981	174	34.858	206	27.942	179	219
11	2	1:34.105	33.904	175	33.019	204	27.182	179	223	31	1	1:34.912	34.242	170	33.241	204	27.429	177	219
12	2	1:34.168	34.018	172	33.020	203	27.130	179	220	32	1	1:34.705	34.077	173	33.138	203	27.490	179	219
13	2	1:34.319	33.913	174	33.252	204	27.154	180	218	33	1	1:34.663	34.260	173	33.043	204	27.360	179	220
14	2	1:34.091	33.828	175	33.131	204	27.132	180	221	34	1	1:34.521	33.999	174	32.971	204	27.551	180	221
15	2	1:33.820	33.768	174	32.941	203	27.111	180	220	35	1	1:34.841	34.147	174	33.089	204	27.605	178	219
16	2	1:34.158	33.951	174	32.968	204	27.239	180	221	36	1	1:35.574	34.286	173	33.041	206	28.247	175	219
17	2	1:34.012	33.758	174	33.059	204	27.195	179	220	37	1	1:34.292	33.864	173	32.881	206	27.547	179	216
18	2	1:34.297	33.957	174	33.029	203	27.311	180	220	38	1	1:34.754	34.073	174	33.106	205	27.575	182	221
19	2	1:34.692	34.038	173	33.340	204	27.314	178	221	39	1	1:35.020	33.966	173	33.242	204	27.812	180	222
20	2	1:51.802	34.029	174	33.257	203	44.516	57	219										



ADAC GT4 Germany

Sector List Race 2

Provisional



Motorsportarena Oschersleben, Length: 3667m

Air temperature: 8.52°C

Track temperature: 7.7°C

Weather condition: Dry

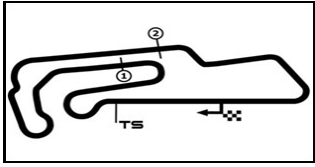
DMSB Reg. Nr.: R-11194/20

Sunday, November 8, 2020 15:50:00

Lap	Id	Time	SE1	SP1	SE2	SP2	SE3	SP3	TSP	Lap	Id	Time	SE1	SP1	SE2	SP2	SE3	SP3	TSP
69	Martin-Dye, GBR(#1) / Dörr, DEU(#2)									theoretical besttime: 1:33.977									
1	2	1:41.462	39.890	171	33.978	204	27.594	178	213	21	1	1:34.408	34.128	170	32.896	203	27.384	176	216
2	2	1:34.862	34.305	171	33.011	204	27.546	179	219	22	1	1:34.919	34.219	173	33.087	202	27.613	176	216
3	2	1:34.833	34.252	172	33.134	202	27.447	178	219	23	1	1:34.827	34.373	172	33.127	201	27.327	175	218
4	2	1:35.690	34.157	172	34.291	202	27.242	178	219	24	1	1:34.752	34.167	170	33.179	201	27.406	176	216
5	2	1:34.530	34.022	172	33.126	201	27.382	178	218	25	1	1:34.731	34.138	171	33.058	202	27.535	176	216
6	2	1:34.313	33.980	173	32.971	201	27.362	177	218	26	1	1:35.354	34.020	172	33.793	201	27.541	176	216
7	2	1:34.100	33.855	173	32.880	202	27.365	177	217	27	1	1:34.785	34.084	171	33.257	203	27.444	177	216
8	2	1:34.626	34.102	172	33.248	201	27.276	177	219	28	1	1:35.487	34.251	171	33.626	201	27.610	177	217
9	2	1:34.705	34.101	172	33.236	202	27.368	175	217	29	1	1:35.253	34.361	172	33.167	201	27.725	176	216
10	2	1:34.503	34.096	173	33.060	202	27.347	177	216	30	1	1:35.572	34.278	173	33.365	201	27.929	175	216
11	2	1:34.847	34.212	172	33.350	201	27.285	177	218	31	1	1:35.715	34.341	171	33.326	203	28.048	177	216
12	2	1:34.700	34.113	173	33.259	202	27.328	177	217	32	1	1:35.959	34.740	172	33.457	202	27.762	176	217
13	2	1:36.104	34.586	168	33.684	202	27.834	177	217	33	1	1:35.675	34.305	171	33.414	202	27.956	176	215
14	2	1:34.817	34.168	172	33.274	201	27.375	176	219	34	1	1:36.590	34.722	172	33.746	203	28.122	175	216
15	2	1:34.879	34.165	172	33.248	201	27.466	176	217	35	1	1:37.010	34.874	173	33.847	203	28.289	174	216
16	2	1:51.848	34.137	173	33.112	202	44.599	57	216	36	1	1:37.966	34.873	173	34.143	202	28.950	173	214
17	1	3:09.654	2:08.581	172	33.162	201	27.911	174		37	1	1:38.714	35.167	172	34.260	201	29.287	175	214
18	1	1:34.920	34.276	172	33.146	202	27.498	175	215	38	1	1:37.892	34.846	172	34.151	202	28.895	173	215
19	1	1:34.624	34.120	172	33.167	201	27.337	176	216	39	1	1:39.485	35.237	170	34.438	201	29.810	160	214
20	1	1:35.632	34.299	170	33.739	202	27.594	175	216										

Lap	Id	Time	SE1	SP1	SE2	SP2	SE3	SP3	TSP	Lap	Id	Time	SE1	SP1	SE2	SP2	SE3	SP3	TSP
71	Tregurtha, GBR(#1) / Sasse, DEU(#2)									theoretical besttime: 1:33.216									
1	2	1:38.761	38.250	173	33.260	204	27.251	178	204	21	1	1:33.800	33.781	172	32.898	204	27.121	178	217
2	2	1:34.368	33.806	174	33.461	204	27.101	180	219	22	1	1:33.908	33.695	173	32.984	203	27.229	178	219
3	2	1:33.419	33.721	174	32.696	204	27.002	179	221	23	1	1:34.645	33.827	175	33.131	207	27.687	179	219
4	2	1:33.296	33.583	174	32.692	204	27.021	179	220	24	1	1:34.468	33.892	173	33.170	205	27.406	177	221
5	2	1:33.644	33.859	174	32.681	204	27.104	178	220	25	1	1:34.503	33.919	174	33.069	205	27.515	178	221
6	2	1:33.451	33.623	174	32.631	204	27.197	179	220	26	1	1:34.450	33.890	173	33.022	203	27.538	179	219
7	2	1:33.662	33.679	173	32.772	204	27.211	179	220	27	1	1:34.122	33.800	173	33.063	204	27.259	179	220
8	2	1:33.926	33.853	174	32.911	203	27.162	179	220	28	1	1:34.783	34.211	173	33.105	203	27.467	177	221
9	2	1:33.907	33.750	174	32.950	203	27.207	179	220	29	1	1:34.078	33.725	173	32.904	204	27.449	178	219
10	2	1:33.914	33.762	175	32.919	203	27.233	179	219	30	1	1:33.993	33.722	174	32.964	204	27.307	179	220
11	2	1:34.119	33.855	174	32.857	203	27.407	178	219	31	1	1:34.655	33.918	174	33.325	204	27.412	178	220
12	2	1:34.028	33.903	173	32.933	204	27.192	178	219	32	1	1:34.176	33.804	174	33.029	203	27.343	177	220
13	2	1:34.372	33.856	172	33.041	203	27.475	178	219	33	1	1:34.447	34.039	174	33.008	204	27.400	180	219
14	2	1:34.110	33.793	174	32.915	203	27.402	178	220	34	1	1:34.295	33.906	173	33.075	204	27.314	179	220
15	2	1:33.964	33.805	174	32.910	203	27.249	179	219	35	1	1:34.203	33.899	175	32.966	205	27.338	179	220
16	2	1:34.287	33.747	174	32.991	203	27.549	178	220	36	1	1:34.523	33.938	173	32.947	205	27.638	179	221
17	2	1:51.229	33.960	173	33.090	204	44.179	59	220	37	1	1:35.142	34.009	173	33.018	205	28.115	178	220
18	1	3:09.385	2:08.443	173	33.160	204	27.782	177		38	1	1:34.971	34.175	173	33.145	204	27.651	178	219
19	1	1:34.545	34.295	173	33.078	203	27.172	178	217	39	1	1:35.706	33.924	173	33.622	205	28.160	178	220
20	1	1:33.975	33.842	173	32.912	203	27.221	177	219										

Lap	Id	Time	SE1	SP1	SE2	SP2	SE3	SP3	TSP	Lap	Id	Time	SE1	SP1	SE2	SP2	SE3	SP3	TSP
89	Krabec, CZE(#1) / Marionec, DEU(#2)									theoretical besttime: 1:33.895									
1	2	1:42.599	40.735	169	34.059	197	27.805	173	197	21	1	1:37.673	35.820	164	33.919	193	27.934	165	206
2	2	1:35.273	34.394	168	32.954	198	27.925	170	212	22	1	1:37.243	35.487	167	33.794	193	27.962	169	204
3	2	1:34.526	34.278	168	32.759	196	27.489	173	209	23	1	1:36.899	35.090	165	33.564	193	28.245	169	207
4	2	1:35.251	33.982	167	33.812	197	27.457	172	211	24	1	1:36.603	34.898	168	33.729	193	27.976	170	207
5	2	1:34.500	34.111	167	33.111	196	27.278	173	210	25	1	1:36.417	34.974	164	33.629	194	27.814	170	207
6	2	1:34.415	34.099	169	33.008	196	27.308	173	212	26	1	1:36.478	34.955	166	33.775	194	27.748	171	206
7	2	1:34.112	33.997	168	32.961	197	27.154	173	210	27	1	1:36.366	34.882	166	33.630	192	27.854	171	207
8	2	1:34.537	33.998	167	33.192	196	27.347	172	210	28	1	1:36.218	34.974	165	33.615	194	27.629	170	208
9	2	1:34.501	34.153	167	33.024	197	27.324	172	210	29	1	1:36.371	34.887	167	33.637	193	27.847	171	206
10	2	1:34.835	34.448	166	33.038	196	27.349	173	211	30	1	1:36.428	34.917	164	33.588	195	27.923	171	207
11	2	1:34.705	34.054	168	33.361	196	27.290	173	210	31	1	1:36.336	34.602	167	33.734	193	28.000	171	208
12	2	1:34.628	34.335	167	32.970	196	27.323	172	212	32	1	1:37.076	34.920	166	34.025	194	28.131	170	207
13	2	1:35.725	34.184	168	33.743	195	27.798	171	210	33	1	1:37.723	35.631	167	33.987	193	28.105	171	206
14	2	1:34.825	34.545	169	33.077	196	27.203	173	209	34	1	1:37.777	35.378	165	34.227	193	28.172	170	207
15	2	1:35.153	34.297	167	33.540	196	27.316	171	210	35	1	1:37.831	35.417	166	34.125	195	28.289	171	206
16	2	1:34.901	34.207	168	33.063	196	27.631	171	209	36	1	1:38.202	35.200	167	34.399	194	28.603	170	208
17	2	1:34.541	34.304	167	33.006	195	27.231	172	208	37	1	1:38.421	35.535	166	34.410	193	28.476	171	207
18	2	1:34.108	34.054	168	32.884	195	27.170	172	209	38	1	1:38.699	35.505	166	34.353	194	28.841	171	207



ADAC GT4 Germany

Sector List Race 2

Provisional



Motorsportarena Oschersleben, Length: 3667m

Air temperature: 8.52°C

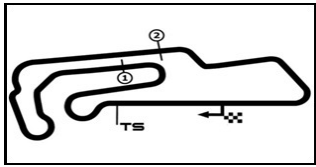
Track temperature: 7.7°C

Weather condition: Dry

DMSB Reg. Nr.: R-11194/20

Sunday, November 8, 2020 15:50:00

Lap	Id	Time	SE1	SP1	SE2	SP2	SE3	SP3	TSP	Lap	Id	Time	SE1	SP1	SE2	SP2	SE3	SP3	TSP
19	2	1:51.289	34.316	168	33.167	196	43.806	58	210	39	1	1:39.028	35.513	166	34.663	194	28.852	171	208
20	1	3:10.898	2:09.346	166	33.904	193	27.648	170											



ADAC GT4 Germany

Top speed list Race 2

Provisional



Motorsportarena Oschersleben, Length: 3667m

Air temperature: 8.52°C

Track temperature: 7.7°C

Weather condition: Dry

DMSB Reg. Nr.: R-11194/20

Sunday, November 8, 2020 15:50:00

#	Name (NAT)	Team	Car name	Speed	Lap	Race time
19	Levi O Dey (DEU)	KÜS TEAM75 Bernhard (DEU)	Porsche Cayman 718 GT4 MR	224.06	36	57:55.575
59	Christopher Dreyspring (DEU)	Dörr Motorsport (DEU)	McLaren 570s GT4	223.14	11	15:53.788
22	Jan Kasperlik (DEU)	Team Allied-Racing (DEU)	Porsche Cayman 718 GT4 MR	223.14	27	42:41.343
21	Dennis Fetzler (DEU)	Team Allied-Racing (DEU)	Porsche Cayman 718 GT4 MR	223.14	27	42:41.682
9	Tano Neumann (BUL)	DLV-Team Schuetz Motorsport (DEU)	Porsche Cayman 718 GT4 MR	222.68	29	47:22.051
26	Tom Kieffer (LUX)	Team Allied-Racing (DEU)	Porsche Cayman 718 GT4 MR	222.22	24	38:27.358
71	William Tregurtha (GBR)	T3-HRT-Motorsport (DEU)	Audi R8 LMS GT4	221.76	28	44:21.608
5	Domenico Solombrino (DEU)	Hella Pagid - racing one (DEU)	Audi R8 LMS GT4	221.31	5	6:33.680
2	Michael Schrey (DEU)	Hofer Racing by Bonk Motorsport (CHE)	BMW M4 GT4	220.85	2	1:46.498
48	Julien Apotheloz (CHE)	MANN-FILTER Team HTP-WINWARD (DEU)	Mercedes-AMG GT4	220.40	28	44:22.446
69	Phil Dörr (DEU)	Dörr Motorsport (DEU)	McLaren 570s GT4	219.95	2	1:46.845
27	Georg Braun (DEU)	team lillestoff (DEU)	BMW M4 GT4	219.95	2	1:47.314
3	Claudia Hürtgen (DEU)	Hofer Racing by Bonk Motorsport (CHE)	BMW M4 GT4	218.62	2	1:46.365
4	Ivan Berets (RUS)	Team AVIA Sorg Rennsport (DEU)	BMW M4 GT4	218.62	11	15:59.740
13	Jan Marschalkowski (DEU)	Team Zakspeed (DEU)	Mercedes-AMG GT4	218.18	32	51:24.601
23	Cedric Piro (DEU)	Team piro sports Caffè d Italia (DEU)	Ginetta G55 GT4	212.59	9	13:05.447
89	Lennart Marioneck (DEU)	RTR projects (CZE)	KTM X-Bow GT4	212.18	2	1:48.189
24	Florian Janits (AUT)	True Racing (AUT)	KTM X-BOW GT4 EVO	209.30	39	1:01:42.954