

### Final Classification

### Result List

#### Stewards / Race Management

STEWARD	Matthias Heinz
STEWARD	Andreas Dinzinger
STEWARD	Horst Seidel
RACE DIRECTOR	Christian Vormann
CLERK OF THE COURSE	Ralph Bohnhorst
TECHNICAL DELEGATE	Lars Altseimer
CHIEF TIMEKEEPER	Steffen Ruhl

#### Weather Start/Finish

AIR	7.5°C
TRACK	8.4°C
CONDITIONS	Dry
PRESSURE	1015 hPa
AIR	10.5°C
TRACK	9.4°C
CONDITIONS	Dry
PRESSURE	1015 hPa

#### Track Information

GREEN FLAG	10:41:24
CHEQUERED FLAG	11:14:19
SAFETY CAR PHASE	2
FULL COURSE YELLOW PHASE	0
TRACK NAME	Motorsportarena Oschersleben
TRACK LENGTH	3667m
TURN COUNT	14
TOTAL DISTANCE	69.67km
FASTEST LAP:	#88. DFU - 1:32.681

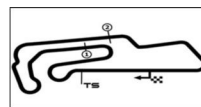
STARTED: 11 CLASSIFIED: 6 NOT CLASSIFIED: 4 DISQUALIFIED: 1

Nr.	Drivers	Team	Laps	Total Time	Gap	Kph	Lap	Time	Kph
Cl.	Car	Competitor							
1	88 D.Fugel(DEU) Honda Civic FK7 TCR	Honda ADAC Sachsen(DEU) ADAC Sachsen e.V.	19	32:55.575		127.3	5	1:32.681	142.4
2	2 H.Proczyk(AUT) Hyundai i30 N TCR	HP Racing International(DEU) HP Racing International	19	32:56.874	1.299	127.7	17	1:33.108	141.7
3	13 A.Buri(FIN) Hyundai i30 N TCR	Hyundai Team Engstler(DEU) Engstler Motorsport	19	32:57.460	1.885	127.7	8	1:33.226	141.6
4	97 N.Gruber(AUT) J Hyundai i30 N TCR	Hyundai Team Engstler(DEU) Engstler Motorsport	19	32:58.757	3.182	127.3	18	1:33.470	141.2
5	8 R.Kircher(DEU) J VW Golf GTI TCR SEQ	VOLKSWAGEN Team OETTINGER(DEU) OETTINGER Sportsystems	19	32:59.515	3.940	126.9	18	1:33.692	140.8
6	17 A.Legutko(POL) J Honda Civic FK2 TCR	Albert Legutko Racing(POL) ADAC Berlin-Brandenburg e.V.	19	33:00.418	4.843	127.3	19	1:33.808	140.7
<b>Not classified</b>									
	98 J.Seyffert(DEU) Hyundai i30 N TCR	HP Racing International(DEU) HP Racing International	13	22:29.011	6LAPS	127.9	5	1:34.277	140.0
	108 L.Engstler(DEU) Hyundai i30 N TCR	Hyundai Team Engstler(DEU) Engstler Motorsport	11	19:13.691	8LAPS	126.7	4	1:33.694	140.8
	92 D.Tovilavicius(LTU) VW Golf GTI TCR SEQ	SKUBA RACING Team(LTU) SKUBA RACING Team	11	19:42.029	8LAPS	123.1	6	1:34.621	139.5
	18 T.Monteiro(PRT) Honda Civic FK7 TCR	Honda ADAC Sachsen(DEU) ADAC Sachsen e.V.							
<b>Disqualified</b>									
	55 M.Fugel(DEU) J Honda Civic FK7 TCR	Honda ADAC Sachsen(DEU) ADAC Sachsen e.V.				125.1	8	1:34.297	139.9

Fastest lap of the race. Car 88 driver Dominik Fugel on lap 5. Time 1:32.681, average speed 142.4 km/h.

Following stewards decision no. 89 disqualification for car no. 55

Steward: Matthias Heinz	Steward: Andreas Dinzinger	Steward: Horst Seidel
-------------------------	----------------------------	-----------------------



### Final Classification

### Class Result List

#### Stewards / Race Management

STEWARD	Matthias Heinz
STEWARD	Andreas Dinzinger
STEWARD	Horst Seidel
RACE DIRECTOR	Christian Vormann
CLERK OF THE COURSE	Ralph Bohnhorst
TECHNICAL DELEGATE	Lars Altseimer
CHIEF TIMEKEEPER	Steffen Ruhl

#### Weather Start/Finish

AIR	7.5°C
TRACK	8.4°C
CONDITIONS	Dry
PRESSURE	1015 hPa
AIR	10.5°C
TRACK	9.4°C
CONDITIONS	Dry
PRESSURE	1015 hPa

#### Track Information

GREEN FLAG	10:41:24
CHEQUERED FLAG	11:14:19
SAFETY CAR PHASE	2
FULL COURSE YELLOW PHASE	0
TRACK NAME	Motorsportarena Oschersleben
TRACK LENGTH	3667m
TURN COUNT	14
TOTAL DISTANCE	69.67km
FASTEST LAP:	#88. DFU - 1:32.681

STARTED: 11 CLASSIFIED: 6 NOT CLASSIFIED: 4 DISQUALIFIED: 1

Nr.	Drivers	Team	Laps	Total Time	Gap	Kph	Lap	Time	Kph
	Car	Competitor							

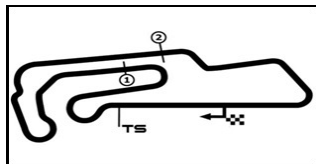
#### CLASS: Junior

Started: 3	Classified: 3	Not Classified: 0							
1	97 N.Gruber(AUT) Hyundai i30 N TCR	Hyundai Team Engstler(DEU) Engstler Motorsport	19	32:58.757		127.3	18	1:33.470	141.2
2	8 R.Kircher(DEU) VW Golf GTI TCR SEQ	VOLKSWAGEN Team OETTINGER(DEU) OETTINGER Sportssysteme	19	32:59.515	0.758	126.9	18	1:33.692	140.8
3	17 A.Legutko(POL) Honda Civic FK2 TCR	Albert Legutko Racing(POL) ADAC Berlin-Brandenburg e.V.	19	33:00.418	1.661	127.3	19	1:33.808	140.7
<b>Disqualified</b>									
	55 M.Fugel(DEU) Honda Civic FK7 TCR	Honda ADAC Sachsen(DEU) ADAC Sachsen e.V.				125.1	8	1:34.297	139.9

Fastest lap of the class. Car 97 driver Nico Gruber on lap 18. Time 1:33.470, average speed 141.2 km/h.

Following stewards decision no. 89 disqualification for car no. 55

Steward: Matthias Heinz	Steward: Andreas Dinzinger	Steward: Horst Seidel
-------------------------	----------------------------	-----------------------



# ADAC TCR Germany

## Sector List Race 2

Provisional



Motorsportarena Oschersleben, Length: 3667m

Air temperature: 10.52°C

Track temperature: 9.4°C

Weather condition: Dry

**DMSB** Reg. Nr.: R-11194/20

Sunday, November 8, 2020 10:25:00

Lap Id	Time	SE1	SP1	SE2	SP2	SE3	SP3	TSP	Lap Id	Time	SE1	SP1	SE2	SP2	SE3	SP3	TSP
<b>2</b>	Proczyk, AUT(#1)								<b>theoretical besttime: 1:32.945</b>								
1 0	1:56.315	44.917	171	32.697	200	38.701	120	145	11 0	1:34.273	34.296	169	32.679	200	27.298	175	212
2 0	2:15.661	48.392	94	47.004	125	40.265	106	124	12 0	1:33.676	33.946	170	32.702	198	27.028	175	213
3 0	2:18.621	49.923	106	52.203	85	36.495	<b>176</b>	128	13 0	1:33.861	33.943	170	32.630	198	27.288	175	212
4 0	1:34.783	34.153	<b>173</b>	32.770	200	27.860	174	216	14 0	1:35.652	34.064	171	32.896	198	28.692	172	212
5 0	1:33.516	34.031	171	32.462	<b>201</b>	27.023	175	<b>216</b>	15 0	2:01.709	35.800	166	46.913	123	38.996	126	202
6 0	1:34.853	34.375	171	32.792	198	27.686	175	213	16 0	2:27.130	50.531	107	58.295	67	38.304	175	123
7 0	1:34.369	34.055	170	32.935	200	27.379	173	213	17 <b>0</b>	<b>1:33.108</b>	33.918	170	<b>32.297</b>	<b>200</b>	26.893	174	213
8 0	1:33.762	<b>33.857</b>	171	32.585	200	27.320	174	213	18 0	1:33.159	33.867	170	32.501	199	<b>26.791</b>	<b>175</b>	213
9 0	1:34.060	34.004	169	32.768	200	27.288	175	214	19 0	1:33.701	33.903	171	32.769	199	27.029	175	214
10 0	1:34.665	34.560	171	32.783	200	27.322	172	213									

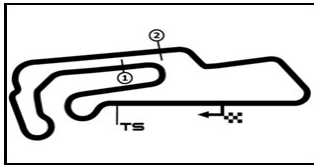
Lap Id	Time	SE1	SP1	SE2	SP2	SE3	SP3	TSP	Lap Id	Time	SE1	SP1	SE2	SP2	SE3	SP3	TSP
<b>8</b>	Kircher, DEU(#1)								<b>theoretical besttime: 1:33.535</b>								
1 0	1:48.467	40.385	172	32.658	202	35.424	104	170	11 0	1:35.663	34.723	169	33.338	201	27.602	176	213
2 0	2:16.663	49.543	98	47.191	103	39.929	96	139	12 0	1:33.995	34.047	172	32.691	201	27.257	177	215
3 0	2:22.253	51.118	99	53.935	75	37.200	178	124	13 0	1:33.853	33.960	171	32.642	201	27.251	177	216
4 0	1:35.356	33.874	173	33.919	201	27.563	177	216	14 0	1:36.595	33.981	174	32.628	198	29.986	162	216
5 0	1:35.334	34.362	167	33.152	202	27.820	176	213	15 0	2:00.975	35.616	169	46.223	118	39.136	133	208
6 0	1:34.338	34.175	172	32.662	202	27.501	<b>178</b>	213	16 0	2:26.025	50.206	109	57.612	68	38.207	173	127
7 0	1:34.682	34.315	172	32.980	202	27.387	178	213	17 0	1:34.313	34.550	172	<b>32.613</b>	<b>203</b>	<b>27.150</b>	<b>177</b>	211
8 0	1:34.406	34.100	171	32.986	201	27.320	178	216	18 <b>0</b>	<b>1:33.692</b>	<b>33.772</b>	<b>173</b>	32.715	202	27.205	176	<b>217</b>
9 0	1:34.055	33.932	173	32.826	202	27.297	177	216	19 0	1:33.820	33.997	172	32.649	202	27.174	177	217
10 0	1:35.030	34.445	171	32.761	201	27.824	175	216									

Lap Id	Time	SE1	SP1	SE2	SP2	SE3	SP3	TSP	Lap Id	Time	SE1	SP1	SE2	SP2	SE3	SP3	TSP
<b>13</b>	Buri, FIN(#1)								<b>theoretical besttime: 1:33.100</b>								
1 0	1:57.963	45.414	170	33.094	163	39.455	102	172	11 0	1:35.196	34.633	169	33.075	197	27.488	173	<b>215</b>
2 0	2:15.025	47.631	100	47.358	124	40.036	112	130	12 0	1:33.839	33.979	170	32.690	197	27.170	175	210
3 0	2:17.879	49.940	116	51.733	82	36.206	176	117	13 0	1:33.783	33.982	169	32.685	197	27.116	174	211
4 0	1:35.052	34.181	170	32.809	<b>200</b>	28.062	<b>176</b>	213	14 0	1:36.358	34.015	170	32.735	180	29.608	168	211
5 0	1:35.053	34.562	169	32.942	198	27.549	175	211	15 0	2:00.956	35.498	162	46.399	119	39.059	130	207
6 0	1:34.597	33.968	170	33.124	192	27.505	174	213	16 0	2:26.280	50.248	108	57.865	68	38.167	173	123
7 0	1:33.736	33.776	171	33.057	197	26.903	174	213	17 0	1:33.368	34.039	169	<b>32.427</b>	<b>197</b>	<b>26.902</b>	<b>174</b>	210
8 <b>0</b>	<b>1:33.226</b>	33.777	<b>171</b>	32.493	199	26.956	176	211	18 0	1:33.238	<b>33.771</b>	<b>169</b>	32.477	198	26.990	175	212
9 0	1:33.658	33.964	169	32.586	199	27.108	174	214	19 0	1:33.695	33.970	169	32.691	198	27.034	173	212
10 0	1:34.558	34.481	170	32.946	198	27.131	175	213									

Lap Id	Time	SE1	SP1	SE2	SP2	SE3	SP3	TSP	Lap Id	Time	SE1	SP1	SE2	SP2	SE3	SP3	TSP
<b>17</b>	Legutko, POL(#1)								<b>theoretical besttime: 1:33.675</b>								
1 0	1:54.280	42.934	172	32.841	200	38.505	120	178	11 0	1:34.368	<b>33.887</b>	<b>170</b>	32.786	201	27.695	174	215
2 0	2:16.528	49.630	92	46.605	111	40.293	110	115	12 0	1:35.104	34.789	171	33.029	200	27.286	176	213
3 0	2:19.289	49.882	113	52.670	85	36.737	176	130	13 0	1:33.878	33.945	170	32.701	199	27.232	175	215
4 0	1:35.521	34.311	<b>172</b>	32.972	196	28.238	177	213	14 0	1:38.118	34.079	170	33.059	180	30.980	155	214
5 0	1:35.037	34.584	171	32.974	199	27.479	177	208	15 0	1:57.282	37.542	164	39.937	121	39.803	120	172
6 0	1:35.155	34.057	172	33.368	193	27.730	177	<b>217</b>	16 0	2:24.906	49.541	109	57.639	70	37.726	177	124
7 0	1:34.670	33.962	170	33.188	200	27.520	175	210	17 0	1:34.561	34.667	170	32.781	200	<b>27.113</b>	<b>176</b>	211
8 0	1:35.957	34.798	166	33.369	195	27.790	174	207	18 0	1:33.941	33.973	171	32.764	200	27.204	176	216
9 0	1:34.031	34.000	171	32.711	199	27.320	176	214	19 <b>0</b>	<b>1:33.808</b>	33.892	171	<b>32.675</b>	<b>200</b>	27.241	176	216
10 0	1:33.984	33.970	172	32.815	199	27.199	176	215									

Lap Id	Time	SE1	SP1	SE2	SP2	SE3	SP3	TSP	Lap Id	Time	SE1	SP1	SE2	SP2	SE3	SP3	TSP
<b>18</b>	Monteiro, PRT(#1)								<b>theoretical besttime:</b>								
1																	

Lap Id	Time	SE1	SP1	SE2	SP2	SE3	SP3	TSP	Lap Id	Time	SE1	SP1	SE2	SP2	SE3	SP3	TSP
<b>55</b>	Fugel, DEU(#1)								<b>theoretical besttime: 1:33.801</b>								
1 0	1:47.161	39.544	168	32.354	197	35.263	99	174	8 <b>0</b>	<b>1:34.297</b>	34.178	168	33.035	196	<b>27.084</b>	<b>173</b>	213
2 0	2:16.855	50.157	108	46.747	114	39.951	95	133	9 0	1:34.345	34.209	168	<b>32.642</b>	<b>197</b>	27.494	172	211
3 0	2:22.903	50.258	103	55.562	74	37.083	175	111	10 0	1:34.408	34.259	168	32.756	196	27.393	173	212
4 0	1:35.692	<b>34.075</b>	<b>169</b>	33.996	190	27.621	175	211	11 0	1:38.073	34.378	168	32.901	195	30.794	167	212
5 0	1:34.702	34.515	164	33.033	197	27.154	175	<b>214</b>	12 0	1:37.145	34.568	169	33.619	198	28.958	175	209
6 0	1:34.689	34.350	169	32.763	196	27.576	175	212	13 0	1:43.077	36.892	156	34.945	163	31.240	135	212
7 0	1:34.496	34.245	168	32.913	<b>198</b>	27.338	<b>176</b>	213	14 0	2:10.569	40.423	127	39.761	145	50.385	59	170



# ADAC TCR Germany

## Sector List Race 2

Provisional



Motorsportarena Oschersleben, Length: 3667m

Air temperature: 10.52°C

Track temperature: 9.4°C

Weather condition: Dry

**DMSB** Reg. Nr.: R-11194/20

Sunday, November 8, 2020 10:25:00

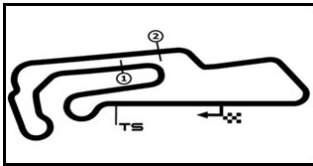
Lap Id	Time	SE1	SP1	SE2	SP2	SE3	SP3	TSP	Lap Id	Time	SE1	SP1	SE2	SP2	SE3	SP3	TSP		
<b>88</b>	Fugel, DEU(#1)	<b>theoretical besttime: 1:32.497</b>																	
1	0	1:49.525	40.625	170	32.804	202	36.096	99	180	11	0	1:33.315	33.819	172	32.585	200	26.911	177	214
2	0	2:16.377	49.454	96	46.974	109	39.949	87	126	12	0	1:33.744	34.000	172	32.628	199	27.116	176	214
3	0	2:22.008	50.762	92	54.148	78	37.098	177	120	13	0	1:33.583	33.858	171	32.769	200	26.956	177	213
4	0	1:33.571	33.619	171	33.251	<b>201</b>	26.701	177	<b>216</b>	14	0	1:34.708	33.931	172	32.635	199	28.142	142	213
5	<b>0</b>	<b>1:32.681</b>	<b>33.563</b>	172	<b>32.278</b>	200	26.840	177	214	15	0	2:14.793	46.302	100	49.319	117	39.172	113	139
6	0	1:32.854	33.757	<b>172</b>	32.441	199	<b>26.656</b>	177	214	16	0	2:26.804	50.374	105	58.565	66	37.865	176	120
7	0	1:32.701	33.625	172	32.323	200	26.753	<b>177</b>	214	17	0	1:33.410	33.949	172	32.712	199	26.749	177	213
8	0	1:32.972	33.710	172	32.484	200	26.778	177	214	18	0	1:33.211	33.933	172	32.526	200	26.752	177	214
9	0	1:33.114	33.668	172	32.579	200	26.867	177	214	19	0	1:33.085	33.673	171	32.563	200	26.849	175	214
10	0	1:33.119	33.839	172	32.389	200	26.891	177	214										

Lap Id	Time	SE1	SP1	SE2	SP2	SE3	SP3	TSP	Lap Id	Time	SE1	SP1	SE2	SP2	SE3	SP3	TSP		
<b>92</b>	Tovilavicius, LTU(#1)	<b>theoretical besttime: 1:34.329</b>																	
1	1	1:50.347	41.071	173	33.126	202	36.150	106	175	7	1	1:35.545	34.261	172	33.709	203	27.575	175	217
2	1	2:16.656	49.921	107	46.838	127	39.897	102	123	8	1	1:36.378	34.572	169	33.454	197	28.352	173	210
3	1	2:21.866	50.193	101	54.159	83	37.514	177	130	9	1	1:36.497	34.685	171	33.595	198	28.217	175	210
4	1	1:36.232	<b>34.124</b>	173	33.827	198	28.281	174	216	10	1	1:38.955	34.631	172	33.853	198	30.471	164	214
5	1	1:35.026	34.821	<b>173</b>	<b>33.001</b>	201	<b>27.204</b>	<b>178</b>	213	11	1	1:59.906	36.528	171	36.228	197	47.150	59	197
6	<b>1</b>	<b>1:34.621</b>	34.189	173	33.001	201	27.431	178	<b>218</b>										

Lap Id	Time	SE1	SP1	SE2	SP2	SE3	SP3	TSP	Lap Id	Time	SE1	SP1	SE2	SP2	SE3	SP3	TSP		
<b>97</b>	Gruber, AUT(#1)	<b>theoretical besttime: 1:33.055</b>																	
1	0	1:52.938	42.158	171	33.016	188	37.764	110	181	11	0	1:35.905	34.415	170	33.328	201	28.162	171	214
2	0	2:16.229	49.886	105	47.057	102	39.286	100	113	12	0	1:33.575	33.989	172	32.561	200	27.025	177	212
3	0	2:20.379	50.480	94	53.168	86	36.731	<b>177</b>	123	13	0	1:33.816	33.844	172	32.731	200	27.241	176	215
4	0	1:35.567	34.430	<b>172</b>	33.119	<b>201</b>	28.018	175	214	14	0	1:36.482	33.931	171	32.682	200	29.869	159	215
5	0	1:33.676	<b>33.622</b>	172	32.552	201	27.502	175	211	15	0	2:01.052	35.834	170	46.035	117	39.183	136	195
6	0	1:34.639	34.185	170	32.749	198	27.705	175	214	16	0	2:25.681	50.126	109	57.775	70	37.780	176	128
7	0	1:35.908	33.995	172	32.984	200	28.929	158	215	17	0	1:33.664	34.209	170	32.502	199	<b>26.953</b>	<b>176</b>	211
8	0	1:33.912	34.394	172	<b>32.480</b>	200	27.038	176	205	18	<b>0</b>	<b>1:33.470</b>	33.880	170	32.576	199	27.014	175	213
9	0	1:33.850	33.953	170	32.683	200	27.214	176	216	19	0	1:33.918	33.917	170	32.769	199	27.232	174	213
10	0	1:34.096	34.424	171	32.628	200	27.044	176	<b>216</b>										

Lap Id	Time	SE1	SP1	SE2	SP2	SE3	SP3	TSP	Lap Id	Time	SE1	SP1	SE2	SP2	SE3	SP3	TSP		
<b>98</b>	Seyffert, DEU(#1)	<b>theoretical besttime: 1:33.666</b>																	
1	0	1:50.949	41.262	<b>172</b>	33.249	199	36.438	110	177	8	0	1:34.522	34.598	171	<b>32.867</b>	<b>199</b>	<b>27.057</b>	<b>175</b>	213
2	0	2:16.739	50.047	113	47.342	125	39.350	98	104	9	0	1:34.653	34.558	169	32.879	197	27.216	172	212
3	0	2:21.457	50.434	104	53.627	90	37.396	171	137	10	0	1:35.934	34.565	170	33.865	194	27.504	174	210
4	0	1:35.035	34.491	172	33.205	199	27.339	177	204	11	0	1:35.523	34.541	170	33.360	196	27.622	173	210
5	<b>0</b>	<b>1:34.277</b>	<b>33.742</b>	171	33.012	<b>199</b>	27.523	<b>177</b>	213	12	0	1:38.702	35.243	169	34.403	182	29.056	170	206
6	0	1:34.548	34.188	171	32.911	198	27.449	176	<b>214</b>	13	0	1:42.069	35.879	159	35.655	162	30.535	155	196
7	0	1:34.603	34.135	169	32.971	198	27.497	175	213	14									176

Lap Id	Time	SE1	SP1	SE2	SP2	SE3	SP3	TSP	Lap Id	Time	SE1	SP1	SE2	SP2	SE3	SP3	TSP		
<b>108</b>	Engstler, DEU(#1)	<b>theoretical besttime: 1:33.460</b>																	
1	0	1:52.058	41.742	<b>170</b>	33.086	198	37.230	109	183	7	0	1:34.476	34.317	169	32.870	199	27.289	175	212
2	0	2:16.337	49.905	108	47.224	100	39.208	99	109	8	0	1:34.312	34.272	170	32.965	199	<b>27.075</b>	<b>175</b>	213
3	0	2:20.866	50.622	92	53.342	83	36.902	175	125	9	0	1:34.298	34.256	169	32.656	198	27.386	175	213
4	<b>0</b>	<b>1:33.694</b>	<b>33.903</b>	169	<b>32.482</b>	198	27.309	<b>177</b>	213	10	0	1:34.441	34.422	169	32.681	198	27.338	174	213
5	0	1:34.986	34.290	164	33.302	<b>199</b>	27.394	176	211	11	0	1:43.952	34.454	169	32.870	197	36.628	75	212
6	0	1:34.271	34.054	170	32.710	199	27.507	176	<b>213</b>	12									70



# ADAC TCR Germany

## Lap Chart Race 2

Provisional



Motorsportarena Oschersleben, Length: 3667 m

Sunday, November 8, 2020 10:25:00

LapCha	1	2	3	4	5	6	7	8	9	10	11	12	13	14	15	16	17	18	19	20	21	22	23	24	25	26	27	28	29	30	31	32	33	34	35	36	37	38	39	40	41	42	43	44	45								
LAP 1	55	8	88	92	98	108	97	17	2	13	SC																																										
LAP 2	55	8	88	92	98	108	97	17	2	13																																											
LAP 3	55	8	88	92	98	108	97	17	2	13	SC																																										
LAP 4	88	55	8	108	98	92	97	2	17	13																																											
LAP 5	88	55	108	8	98	97	2	92	17	13																																											
LAP 6	88	55	108	8	98	97	2	92	13	17																																											
LAP 7	88	55	108	8	98	2	13	97	92	17																																											
LAP 8	88	55	108	8	2	98	13	97	17	92																																											
LAP 9	88	55	108	8	2	13	98	97	17	92																																											
LAP 10	88	55	108	8	2	13	97	98	17	92																																											
LAP 11	88	2	13	8	97	55	98	17	108	.92																																											
LAP 12	88	2	13	8	97	17	55	98																																													
LAP 13	88	2	13	8	97	17	55	98																																													
LAP 14	88	2	13	8	97	17	.55	SC																																													
LAP 15	88	2	13	8	97	17																																															
LAP 16	88	SC																																																			
LAP 16	2	13	8	97	17																																																
LAP 17	88	2	13	97	8	17																																															
LAP 18	88	2	13	97	8	17																																															
LAP 19	88	2	13	97	8	17																																															

.- PITSTOP ' - LAPBEHIND