

Provisional

Result List

Stewards / Race Management

STEWARD	Achim Loth
STEWARD	Yasin Özer
STEWARD	Wolfram Lehmann
RACE DIRECTOR	Niels Wittich
CLERK OF THE COURSE	Ralph Bohnhorst
TECHNICAL DELEGATE	Erik Wilhelmi
CHIEF TIMEKEEPER	Steffen Ruhl

Weather Start/Finish

AIR	7.6°C
TRACK	5.8°C
CONDITIONS	Dry
PRESSURE	1015 hPa
AIR	8.9°C
TRACK	7.4°C
CONDITIONS	Dry
PRESSURE	1015 hPa

Track Information

GREEN FLAG	9:39:30
CHEQUERED FLAG	10:09:38
SAFETY CAR PHASE	0
FULL COURSE YELLOW PHASE	0
TRACK NAME	Motorsportarena Oschersleben
TRACK LENGTH	3667m
TURN COUNT	14
TOTAL DISTANCE	77.00km
FASTEST LAP:	#17. EDG - 1:24.391

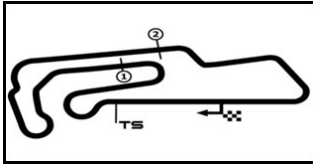
STARTED: 13 CLASSIFIED: 13 NOT CLASSIFIED: 0 DISQUALIFIED: 0

Nr.	Drivers	Team	Laps	Total Time	Gap	Kph	Lap	Time	Kph
Cl.	Car	Competitor							
1	52 J.Crawford(USA) ADAC Formel 4	(T) Van Amersfoort Racing(NLD) Van Amersfoort Racing	21	30:09.002		153.6	4	1:24.819	155.6
2	17 J.Edgar(GBR) ADAC Formel 4	(T) Van Amersfoort Racing(NLD) Van Amersfoort Racing	21	30:09.117	0.115	153.7	6	1:24.391	156.4
3	87 O.Bearman(GBR) R ADAC Formel 4	US Racing(DEU) US Racing	21	30:17.124	8.122	153.0	3	1:25.620	154.1
4	95 V.Lomko(RUS) R ADAC Formel 4	US Racing(DEU) US Racing	21	30:27.078	18.076	152.2	6	1:26.126	153.2
5	58 E.Seppänen(FIN) ADAC Formel 4	(T) US Racing(DEU) US Racing	21	30:27.962	18.960	152.2	11	1:26.161	153.2
6	4 V.Bernier(FRA) ADAC Formel 4	(T) R-ACE GP(FRA) R-ACE GP	21	30:29.994	20.992	152.0	9	1:26.177	153.1
7	29 J.Dürksen(DEU) ADAC Formel 4	(T) ADAC Berlin-Brandenburg e.V.(DEU) ADAC Berlin-Brandenburg e.V.	21	30:30.444	21.442	152.0	8	1:26.149	153.2
8	77 T.Tramnitz(DEU) R ADAC Formel 4	(T) US Racing(DEU) US Racing	21	30:30.810	21.808	152.3	9	1:25.680	154.0
9	7 J.Knopp(CZE) R ADAC Formel 4	(T) ADAC Berlin-Brandenburg e.V.(DEU) ADAC Berlin-Brandenburg e.V.	21	30:35.945	26.943	151.7	13	1:26.660	152.3
10	3 R.Meyuhas(ISR) ADAC Formel 4	R-ACE GP(FRA) R-ACE GP	21	30:36.983	27.981	151.7	12	1:26.559	152.5
11	18 C.Han(CHN) R ADAC Formel 4	Van Amersfoort Racing(NLD) Van Amersfoort Racing	21	30:46.449	37.447	150.9	15	1:26.468	152.6
12	23 E.Zuniga(MEX) R ADAC Formel 4	ADAC Berlin-Brandenburg e.V.(DEU) ADAC Berlin-Brandenburg e.V.	21	31:13.953	1:04.951	148.5	10	1:26.030	153.4
13	6 K.Smal(RUS) R ADAC Formel 4	(T) R-ACE GP(FRA) R-ACE GP	20	29:03.500	1 LAP	152.1	9	1:26.108	153.3

Fastest lap of the race. Car 17 driver Jonny Edgar on lap 6. Time 1:24.391, average speed 156.4 km/h.

T = nominated for Team Classification

Subject to final scrutineering!		
Publication time:	Clerk of the Course: Ralph Bohnhorst	Timekeeper: Steffen Ruhl



ADAC Formel 4

Lap Chart Race 2

Provisional

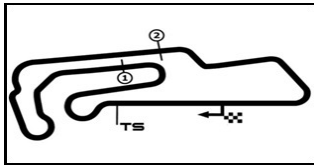


Motorsportarena Oschersleben, Length: 3667 m

Sunday, November 8, 2020 9:25:00

LapCha	1	2	3	4	5	6	7	8	9	10	11	12	13	14	15	16	17	18	19	20	21	22	23	24	25	26	27	28	29	30	31	32	33	34	35	36	37	38	39	40	41	42	43	44	45						
LAP 1	52	87	17	95	58	4	29	6	7	23	18	3	77																																						
LAP 2	52	87	17	95	58	4	29	6	7	23	3	77	18																																						
LAP 3	52	87	17	95	58	4	29	6	7	23	3	77	18																																						
LAP 4	52	17	87	95	58	4	29	6	7	23	3	77	18																																						
LAP 5	52	17	87	95	58	4	29	6	7	23	77	3	18																																						
LAP 6	52	17	87	95	58	4	29	6	23	7	77	3	18																																						
LAP 7	52	17	87	95	58	4	29	6	23	7	77	3	18																																						
LAP 8	52	17	87	95	58	4	29	6	23	77	7	3	18																																						
LAP 9	52	17	87	95	58	4	29	6	23	77	7	3	18																																						
LAP 10	52	17	87	95	58	4	29	6	23	77	7	3	18																																						
LAP 11	52	17	87	95	58	4	29	6	23	77	7	3	18																																						
LAP 12	52	17	87	95	58	4	29	6	23	77	7	3	18																																						
LAP 13	52	17	87	95	58	4	29	6	77	23	7	3	18																																						
LAP 14	52	17	87	95	58	4	29	6	77	23	7	3	18																																						
LAP 15	52	17	87	95	58	4	29	6	77	23	7	3	18																																						
LAP 16	52	17	87	95	58	4	29	6	77	23	7	3	18																																						
LAP 17	52	17	87	95	58	4	29	6	77	23	7	3	18																																						
LAP 18	52	17	87	95	58	4	29	77	6	23	7	3	18																																						
LAP 19	52	17	87	95	58	4	29	77	6	23	7	3	18																																						
LAP 20	52	17	87	95	58	4	29	77	6	23	7	3	18																																						
LAP 21	52	17	87	95	58	4	29	77	7	3	18	23																																							

.- PITSTOP ' - LAPBEHIND



ADAC Formel 4

Sector List Race 2

Provisional



Motorsportarena Oschersleben, Length: 3667m

Air temperature: 8.86°C

Track temperature: 7.5°C

Weather condition: Dry

DMSB Reg. Nr.: R-11194/20

Sunday, November 8, 2020 9:25:00

Lap	Id	Time	SE1	SP1	SE2	SP2	SE3	SP3	TSP	Lap	Id	Time	SE1	SP1	SE2	SP2	SE3	SP3	TSP
9	0	1:24.913	31.265	177	29.385	203	24.263	181	212	20	0	1:26.913	32.036	179	30.000	204	24.877	183	215
10	0	1:25.023	31.326	178	29.347	203	24.350	181	213	21	0	1:27.382	32.226	178	29.984	204	25.172	181	216
11	0	1:25.054	31.343	178	29.407	203	24.304	182	213										

18 Han, CHN(#1)

theoretical besttime: 1:26.295

1	0	1:36.920	40.185	174	31.238	198	25.497	179	183	12	0	1:26.531	31.713	175	29.890	199	24.928	180	209
2	0	1:34.484	38.000	169	31.106	197	25.378	178	210	13	0	1:26.786	31.884	175	29.872	199	25.030	178	209
3	0	1:27.469	32.144	173	30.270	199	25.055	179	208	14	0	1:26.538	31.725	175	29.826	199	24.987	178	209
4	0	1:26.611	31.708	174	29.965	200	24.938	178	209	15	0	1:26.468	31.716	176	29.820	199	24.932	178	209
5	0	1:27.119	31.948	174	30.246	199	24.925	179	209	16	0	1:26.880	31.839	174	29.931	199	25.110	178	209
6	0	1:26.744	31.831	174	30.031	200	24.882	179	209	17	0	1:26.820	31.838	176	30.082	198	24.900	178	209
7	0	1:26.700	31.817	175	29.861	200	25.022	178	209	18	0	1:26.776	31.833	176	30.105	199	24.838	177	208
8	0	1:26.788	31.927	174	29.919	199	24.942	178	209	19	0	1:26.518	31.931	175	29.807	200	24.780	178	209
9	0	1:26.628	31.760	174	29.819	200	25.049	179	209	20	0	1:31.503	35.942	174	30.486	198	25.075	178	209
10	0	1:26.770	31.768	175	30.038	199	24.964	178	209	21	0	1:28.713	33.498	174	30.131	198	25.084	178	209
11	0	1:26.683	31.862	175	29.825	199	24.996	180	209										

23 Zuniga, MEX(#1)

theoretical besttime: 1:25.804

1	0	1:36.237	39.780	175	30.771	203	25.686	182	186	12	0	1:26.906	32.119	177	29.979	202	24.808	180	213
2	0	1:27.155	32.196	177	29.971	203	24.988	181	216	13	0	1:27.201	32.619	178	29.977	203	24.605	182	211
3	0	1:26.465	31.843	178	29.791	203	24.831	182	215	14	0	1:26.341	31.843	178	29.731	201	24.767	180	214
4	0	1:26.911	32.046	178	29.829	205	25.036	182	216	15	0	1:26.276	31.815	177	29.804	203	24.657	183	214
5	0	1:26.498	31.814	178	29.816	204	24.868	182	216	16	0	1:27.392	31.894	179	30.011	201	25.487	182	216
6	0	1:26.115	31.985	177	29.674	202	24.456	181	212	17	0	1:26.631	31.840	178	30.127	202	24.664	182	215
7	0	1:26.123	31.710	178	29.723	204	24.690	182	213	18	0	1:27.549	32.051	177	30.362	205	25.136	183	214
8	0	1:26.410	32.018	178	29.781	203	24.611	182	216	19	0	1:27.356	32.254	177	30.048	204	25.054	182	218
9	0	1:26.094	31.711	178	29.802	204	24.581	182	216	20	0	1:27.142	32.026	178	30.172	203	24.944	183	216
10	0	1:26.030	31.674	178	29.680	205	24.676	182	216	21	0	2:10.328	1:13.011	172	31.603	197	25.714	176	213
11	0	1:26.793	31.817	179	29.952	202	25.024	182	217										

29 Dürksen, DEU(#1)

theoretical besttime: 1:25.970

1	0	1:34.240	38.492	177	30.455	203	25.293	181	183	12	0	1:26.417	31.820	177	29.915	202	24.682	180	213
2	0	1:27.388	32.072	179	30.221	204	25.095	182	216	13	0	1:26.475	31.702	177	30.045	202	24.728	180	213
3	0	1:27.173	32.056	178	29.933	205	25.184	181	216	14	0	1:26.712	31.900	177	29.987	201	24.825	180	213
4	0	1:26.513	31.851	178	29.919	204	24.743	181	215	15	0	1:26.728	31.744	177	30.024	202	24.960	180	213
5	0	1:26.563	31.790	178	29.923	204	24.850	180	214	16	0	1:26.883	31.822	177	30.102	203	24.959	180	213
6	0	1:26.244	31.734	177	29.742	204	24.768	182	214	17	0	1:27.153	31.952	177	30.097	203	25.104	180	215
7	0	1:26.516	32.037	177	29.894	204	24.585	181	217	18	0	1:27.659	32.158	177	30.321	199	25.180	180	215
8	0	1:26.149	31.723	178	29.783	203	24.643	180	214	19	0	1:27.087	31.919	178	30.165	203	25.003	180	214
9	0	1:26.223	31.742	177	29.777	203	24.704	181	214	20	0	1:27.365	32.105	178	30.181	203	25.079	180	215
10	0	1:26.412	31.643	178	29.997	203	24.772	180	214	21	0	1:27.675	32.090	176	30.366	203	25.219	180	215
11	0	1:26.869	31.648	178	29.983	203	25.238	180	213										

52 Crawford, USA(#1)

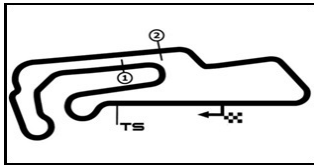
theoretical besttime: 1:24.725

1	0	1:30.948	36.045	176	30.028	200	24.875	180	175	12	0	1:25.669	31.556	176	29.558	201	24.555	180	210
2	0	1:25.717	31.612	177	29.603	201	24.502	180	211	13	0	1:25.886	31.660	177	29.666	200	24.560	179	210
3	0	1:25.341	31.435	177	29.479	202	24.427	180	211	14	0	1:26.234	31.771	177	29.702	200	24.761	179	210
4	0	1:24.819	31.262	177	29.318	201	24.239	180	211	15	0	1:27.257	32.396	176	30.064	200	24.797	179	210
5	0	1:24.843	31.309	177	29.244	201	24.290	180	210	16	0	1:26.841	31.944	176	30.063	199	24.834	179	210
6	0	1:24.881	31.300	177	29.281	201	24.300	180	210	17	0	1:26.674	31.950	177	29.912	200	24.812	180	210
7	0	1:25.000	31.324	177	29.410	201	24.266	181	210	18	0	1:26.908	32.054	176	30.020	200	24.834	180	210
8	0	1:25.000	31.242	177	29.440	200	24.318	180	211	19	0	1:26.838	32.003	176	30.009	200	24.826	180	210
9	0	1:25.217	31.346	177	29.471	200	24.400	180	210	20	0	1:26.943	32.048	176	30.066	200	24.829	180	210
10	0	1:25.299	31.420	176	29.548	201	24.331	180	210	21	0	1:27.513	32.194	176	30.130	200	25.189	179	210
11	0	1:25.174	31.342	177	29.449	201	24.383	180	211										

58 Seppänen, FIN(#1)

theoretical besttime: 1:25.967

1	0	1:33.574	37.862	173	30.473	201	25.239	180	184	12	0	1:26.350	31.874	176	29.816	202	24.660	180	213
2	0	1:27.389	32.152	176	30.252	200	24.985	180	212	13	0	1:26.736	31.994	175	29.997	201	24.745	180	213
3	0	1:27.070	32.083	175	30.142	200	24.845	179	211	14	0	1:26.465	31.844	176	29.961	200	24.660	180	212
4	0	1:26.462	31.904	175	29.834	201	24.724	180	212	15	0	1:26.631	31.796	176	29.948	202	24.887	180	212



ADAC Formel 4

Sector List Race 2

Provisional



Motorsportarena Oschersleben, Length: 3667m

Air temperature: 8.86°C

Track temperature: 7.5°C

Weather condition: Dry

DMSB Reg. Nr.: R-11194/20

Sunday, November 8, 2020 9:25:00

Lap	Id	Time	SE1	SP1	SE2	SP2	SE3	SP3	TSP	Lap	Id	Time	SE1	SP1	SE2	SP2	SE3	SP3	TSP
5	0	1:26.525	31.930	176	29.873	200	24.722	180	212	16	0	1:26.680	32.172	176	29.840	201	24.668	180	212
6	0	1:26.509	31.876	176	29.761	201	24.872	180	212	17	0	1:27.278	32.198	175	30.237	201	24.843	180	212
7	0	1:26.166	31.808	176	29.768	201	24.590	180	211	18	0	1:27.472	32.212	176	30.322	200	24.938	179	212
8	0	1:26.192	31.695	175	29.730	201	24.767	180	212	19	0	1:26.897	32.113	176	30.007	200	24.777	180	211
9	0	1:26.188	31.797	176	29.747	201	24.644	180	211	20	0	1:27.289	32.237	175	30.205	201	24.847	180	211
10	0	1:26.381	31.823	176	29.859	201	24.699	180	212	21	0	1:27.547	32.412	175	30.214	200	24.921	180	211
11	0	1:26.161	31.821	176	29.682	202	24.658	180	212										

77 Tramnitz, DEU(#1)

theoretical besttime: 1:25.575

1	0	1:37.423	41.608	176	30.365	202	25.450	183	182	12	0	1:26.485	31.845	178	29.933	203	24.707	182	214
2	0	1:27.544	32.598	176	30.009	202	24.937	181	213	13	0	1:26.426	32.072	177	29.746	201	24.608	180	214
3	0	1:27.032	32.122	176	29.935	202	24.975	180	214	14	0	1:26.295	31.557	178	29.890	200	24.848	180	213
4	0	1:26.323	31.722	177	29.813	203	24.788	182	213	15	0	1:26.627	31.636	179	29.996	204	24.995	181	213
5	0	1:26.653	31.848	178	29.824	203	24.981	180	215	16	0	1:27.248	31.801	178	30.350	196	25.097	180	215
6	0	1:25.944	31.804	176	29.519	203	24.621	180	211	17	0	1:26.589	31.756	176	29.954	203	24.879	183	212
7	0	1:26.886	31.886	177	29.988	202	25.012	180	213	18	0	1:27.514	32.074	177	30.067	197	25.373	181	216
8	0	1:26.277	31.780	179	29.770	201	24.727	180	213	19	0	1:27.178	31.920	178	30.137	203	25.121	180	215
9	0	1:25.680	31.544	175	29.613	201	24.523	179	211	20	0	1:27.258	31.949	178	30.168	203	25.141	181	214
10	0	1:25.809	31.585	175	29.691	201	24.533	180	211	21	0	1:27.757	32.185	177	30.108	205	25.464	181	215
11	0	1:25.862	31.533	175	29.629	202	24.700	181	211										

87 Bearman, GBR(#1)

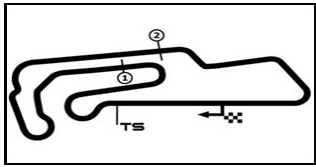
theoretical besttime: 1:25.531

1	0	1:32.159	36.715	176	30.513	199	24.931	180	179	12	0	1:25.971	31.705	176	29.650	199	24.616	179	209
2	0	1:26.267	31.817	175	29.849	199	24.601	180	210	13	0	1:26.192	31.761	176	29.700	200	24.731	178	209
3	0	1:25.620	31.470	175	29.615	200	24.535	179	210	14	0	1:26.381	31.866	175	29.856	199	24.659	180	208
4	0	1:26.568	32.268	172	29.729	201	24.571	180	208	15	0	1:26.424	31.846	175	29.978	198	24.600	180	209
5	0	1:25.721	31.580	175	29.538	201	24.603	179	211	16	0	1:26.577	31.924	174	29.977	200	24.676	179	210
6	0	1:25.753	31.540	175	29.632	198	24.581	179	209	17	0	1:26.797	32.031	174	30.003	198	24.763	180	210
7	0	1:25.805	31.562	175	29.701	199	24.542	179	209	18	0	1:26.500	32.003	175	29.854	200	24.643	180	209
8	0	1:25.715	31.537	175	29.655	199	24.523	179	209	19	0	1:26.722	31.959	175	29.912	199	24.851	180	209
9	0	1:25.846	31.602	175	29.695	200	24.549	179	209	20	0	1:27.027	32.039	176	30.014	199	24.974	179	210
10	0	1:25.840	31.657	175	29.658	198	24.525	180	209	21	0	1:27.083	32.043	176	30.019	199	25.021	178	209
11	0	1:26.156	31.695	175	29.703	200	24.758	179	210										

95 Lomko, RUS(#1)

theoretical besttime: 1:26.100

1	0	1:33.123	37.476	175	30.486	201	25.161	180	182	12	0	1:26.304	31.825	176	29.915	200	24.564	180	210
2	0	1:27.147	32.134	176	30.110	200	24.903	179	212	13	0	1:26.479	31.834	176	29.994	198	24.651	180	210
3	0	1:27.055	32.195	174	30.016	200	24.844	180	210	14	0	1:26.513	31.892	175	29.941	200	24.680	179	210
4	0	1:26.704	32.042	174	29.955	198	24.707	179	210	15	0	1:26.637	32.029	175	29.914	200	24.694	180	210
5	0	1:26.529	31.921	175	29.941	196	24.667	179	209	16	0	1:26.779	31.900	175	30.199	198	24.680	180	210
6	0	1:26.126	31.798	175	29.801	199	24.527	179	209	17	0	1:26.863	31.959	175	30.059	199	24.845	180	210
7	0	1:26.276	31.876	175	29.865	200	24.535	180	209	18	0	1:27.012	32.043	175	30.137	200	24.832	180	210
8	0	1:26.202	31.795	175	29.789	200	24.618	179	209	19	0	1:27.230	32.127	175	30.185	199	24.918	180	210
9	0	1:26.227	31.895	176	29.816	200	24.516	180	209	20	0	1:27.364	32.146	176	30.193	200	25.025	177	210
10	0	1:26.193	31.830	174	29.807	200	24.556	180	210	21	0	1:27.821	32.281	175	30.383	199	25.157	178	208
11	0	1:26.494	31.844	175	30.040	199	24.610	179	210										



ADAC Formel 4

Top speed list Race 2

Provisional



Motorsportarena Oschersleben, Length: 3667m

Air temperature: 8.86°C

Track temperature: 7.5°C

Weather condition: Dry

DMSB Reg. Nr.: R-11194/20

Sunday, November 8, 2020 9:25:00

#	Name (NAT)	Team	Car name	Speed	Lap	Race time
23	Erick Zuniga (MEX)	ADAC Berlin-Brandenburg e.V. (DEU)	ADAC Formel 4	218.18	19	26:14.486
29	Joshua Dürksen (DEU)	ADAC Berlin-Brandenburg e.V. (DEU)	ADAC Formel 4	217.30	7	8:53.505
17	Jonny Edgar (GBR)	Van Amersfoort Racing (NLD)	ADAC Formel 4	216.86	2	1:37.776
77	Tim Tramnitz (DEU)	US Racing (DEU)	ADAC Formel 4	216.86	18	24:46.485
6	Kirill Smal (RUS)	R-ACE GP (FRA)	ADAC Formel 4	215.56	18	24:46.337
4	Victor Bernier (FRA)	R-ACE GP (FRA)	ADAC Formel 4	215.13	5	6:00.295
7	Josef Knopp (CZE)	ADAC Berlin-Brandenburg e.V. (DEU)	ADAC Formel 4	213.43	4	4:34.965
58	Elias Seppänen (FIN)	US Racing (DEU)	ADAC Formel 4	213.01	12	16:04.085
95	Vladislav Lomko (RUS)	US Racing (DEU)	ADAC Formel 4	212.59	2	1:38.596
3	Roeo Meyuhas (ISR)	R-ACE GP (FRA)	ADAC Formel 4	212.59	2	1:42.775
52	Jak Crawford (USA)	Van Amersfoort Racing (NLD)	ADAC Formel 4	211.35	2	1:36.453
87	Oliver Bearman (GBR)	US Racing (DEU)	ADAC Formel 4	211.35	5	5:56.113
18	Genyu Han (CHN)	Van Amersfoort Racing (NLD)	ADAC Formel 4	210.93	2	1:42.439