

Provisional

Result List

Stewards / Race Management

STEWARD	Harry Stüber
STEWARD	Horst Seidel
STEWARD	Andreas Dinzinger
RACE DIRECTOR	Christian Vormann
CLERK OF THE COURSE	Ralph Bohnhorst
TECHNICAL DELEGATE	Korbinian Beckert
CHIEF TIMEKEEPER	Steffen Ruhl

Weather Start/Finish

AIR	10.7°C
TRACK	7.7°C
CONDITIONS	Dry
PRESSURE	1025 hPa
AIR	8.8°C
TRACK	7.7°C
CONDITIONS	Dry
PRESSURE	1025 hPa

Track Information

GREEN FLAG	16:01:18
CHEQUERED FLAG	17:04:22
SAFETY CAR PHASE	2
FULL COURSE YELLOW PHASE	0
TRACK NAME	Motorsportarena Oschersleben
TRACK LENGTH	3667m
TURN COUNT	14
TOTAL DISTANCE	139.34km
FASTEST LAP:	#2. PIA - 1:32.508

STARTED: 19 CLASSIFIED: 16 NOT CLASSIFIED: 3 DISQUALIFIED: 0

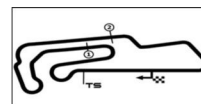
Nr.	Drivers	Team	Laps	Total Time	Gap	Kph	Lap	Time	Kph
Cl.	Car	Competitor							
1	2 G.Piana(ITA)/M.Schrey(DEU) BMW M4 GT4	Hofor Racing by Bonk Motorsport(CHE) Hofor Racing by Bonk Motorsport	38	1:03:03.944		132.4	4	1:32.508	142.7
2	24 F.Janits(AUT)/R.Kofler(AUT) KTM X-BOW GT4 EVO	True Racing(AUT) True Racing	38	1:03:08.518	4.574	132.3	2	1:32.909	142.0
3	22 J.Kasperik(DEU)/N.Möller-Madsen(DNK) Porsche Cayman 718 GT4 MR	Team Allied-Racing(DEU) Team Allied-Racing	38	1:03:09.946	6.002	132.4	17	1:33.125	141.7
4	13 J.Marschalkowski(DEU)/H.Still(DEU) J Mercedes-AMG GT4	Team Zakspeed(DEU) Team Zakspeed	38	1:03:11.378	7.434	132.3	3	1:33.126	141.7
5	21 D.Fetzer(DEU)/J.Sturm(DEU) J Porsche Cayman 718 GT4 MR	Team Allied-Racing(DEU) Team Allied-Racing	38	1:03:12.596	8.652	132.3	26	1:33.310	141.4
6	19 L.O Dey(DEU)/A.Tauscher(DEU) J Porsche Cayman 718 GT4 MR	KÜS TEAM75 Bernhard(DEU) KÜS TEAM75 Bernhard	38	1:03:27.254	23.310	131.8	27	1:33.287	141.5
7	3 S.von Gartzen(DEU)/C.Hürtgen(DEU) BMW M4 GT4	Hofor Racing by Bonk Motorsport(CHE) Hofor Racing by Bonk Motorsport	38	1:03:28.256	24.312	131.7	5	1:33.656	140.9
8	71 W.Tregurtha(GBR)/H.Sasse(DEU) J Audi R8 LMS GT4	T3-HRT-Motorsport(DEU) T3-HRT-Motorsport	38	1:03:36.580	32.636	131.3	3	1:33.379	141.3
9	59 A.Sizov(RUS)/C.Dreyspring(DEU) J McLaren 570s GT4	Dörr Motorsport(DEU) Dörr Motorsport	38	1:03:36.941	32.997	131.3	3	1:33.136	141.7
10	27 S.Grotstollen(DEU)/G.Braun(DEU) T BMW M4 GT4	team lillestoff(DEU) team lillestoff	38	1:03:37.143	33.199	131.4	22	1:33.650	140.9
11	26 T.Kieffer(LUX)/C.Kosch(LUX) T Porsche Cayman 718 GT4 MR	Team Allied-Racing(DEU) Team Allied-Racing	38	1:03:37.450	33.506	131.4	5	1:33.734	140.8
12	4 H.Eichenberg(DEU)/I.Berets(RUS) J BMW M4 GT4	Team AVIA Sorg Rennsport(DEU) Team AVIA Sorg Rennsport	38	1:03:42.688	38.744	131.3	26	1:34.201	140.1
13	89 J.Krabec(CZE)/L.Marionek(DEU) T KTM X-Bow GT4	RTR projects(CZE) RTR projects	38	1:03:42.872	38.928	131.3	19	1:33.881	140.6
14	48 J.Apotheloz(CHE)/L.Trefz(DEU) J Mercedes-AMG GT4	MANN-FILTER Team HTP-WINWARD(DEU) HTP-WINWARD Motorsport	38	1:03:47.390	43.446	131.0	16	1:33.257	141.5
15	69 F.Martin-Dye(GBR)/P.Dörr(DEU) J McLaren 570s GT4	Dörr Motorsport(DEU) Dörr Motorsport	38	1:04:15.529	1:11.585	129.9	10	1:32.985	141.9
16	9 T.Neumann(BUL)/J.Börling(DEU) T Porsche Cayman 718 GT4 MR	DLV-Team Schuetz Motorsport(DEU) DLV-Team Schuetz Motorsport	37	1:03:19.311	1 LAP	128.6	16	1:35.468	138.2

Not classified

23	R.Falkenbach(DEU)/C.Piro(DEU) J Ginetta G55 GT4	Team piro sports Caffè d Italia(DEU) Team piro sports Caffè d Italia	11	18:20.471	27LAPS	132.0	5	1:33.260	141.5
14	A.Kreutzpointner(DEU)/J.Kreutzpointner(DEU) BMW M4 GT4	MRS GT-Racing(DEU) MRS GT-Racing	5	9:31.592	33LAPS	113.1	4	1:36.685	136.5
5	C.Stingu(ROM)/D.Solombrino(DEU) Audi R8 LMS GT4	Hella Pagid - racing one(DEU) Hella Pagid - racing one	4	6:36.518	34LAPS	136.0	3	1:36.876	136.2

Fastest lap of the race. Car 2 driver Gabriele Piana on lap 4. Time 1:32.508, average speed 142.7 km/h.

Subject to final scrutineering!



Provisional

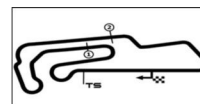
Result List

Nr. Drivers	Team	Laps	Total Time	Gap	Kph	Lap	Time	Kph
Cl. Car	Competitor							

Publication time:

Clerk of the Course: Ralph Bohnhorst

Timekeeper: Steffen Ruhl



Provisional

Class Result List

Stewards / Race Management

STEWARD	Harry Stüber
STEWARD	Horst Seidel
STEWARD	Andreas Dinzinger
RACE DIRECTOR	Christian Vormann
CLERK OF THE COURSE	Ralph Bohnhorst
TECHNICAL DELEGATE	Korbinian Beckert
CHIEF TIMEKEEPER	Steffen Ruhl

Weather Start/Finish

AIR	10.7°C
TRACK	7.7°C
CONDITIONS	Dry
PRESSURE	1025 hPa
AIR	8.8°C
TRACK	7.7°C
CONDITIONS	Dry
PRESSURE	1025 hPa

Track Information

GREEN FLAG	16:01:18
CHEQUERED FLAG	17:04:22
SAFETY CAR PHASE	2
FULL COURSE YELLOW PHASE	0
TRACK NAME	Motorsportarena Oschersleben
TRACK LENGTH	3667m
TURN COUNT	14
TOTAL DISTANCE	139.34km
FASTEST LAP:	#2. PIA - 1:32.508

STARTED: 19 CLASSIFIED: 16 NOT CLASSIFIED: 3 DISQUALIFIED: 0

Nr.	Drivers	Team	Laps	Total Time	Gap	Kph	Lap	Time	Kph
	Car	Competitor							

CLASS: Junior

Started: 9	Classified: 8	Not Classified: 1							
1	13 J.Marschalkowski(DEU)/H.Still(DEU) Mercedes-AMG GT4	Team Zakspeed(DEU) Team Zakspeed	38	1:03:11.378		132.3	3	1:33.126	141.7
2	21 D.Fetzer(DEU)/J.Sturm(DEU) Porsche Cayman 718 GT4 MR	Team Allied-Racing(DEU) Team Allied-Racing	38	1:03:12.596	1.218	132.3	26	1:33.310	141.4
3	19 L.O Dey(DEU)/A.Tauscher(DEU) Porsche Cayman 718 GT4 MR	KÜS TEAM75 Bernhard(DEU) KÜS TEAM75 Bernhard	38	1:03:27.254	15.876	131.8	27	1:33.287	141.5
4	71 W.Tregurtha(GBR)/H.Sasse(DEU) Audi R8 LMS GT4	T3-HRT-Motorsport(DEU) T3-HRT-Motorsport	38	1:03:36.580	25.202	131.3	3	1:33.379	141.3
5	59 A.Sizov(RUS)/C.Dreyspring(DEU) McLaren 570s GT4	Dörr Motorsport(DEU) Dörr Motorsport	38	1:03:36.941	25.563	131.3	3	1:33.136	141.7
6	4 H.Eichenberg(DEU)/I.Berets(RUS) BMW M4 GT4	Team AVIA Sorg Rennsport(DEU) Team AVIA Sorg Rennsport	38	1:03:42.688	31.310	131.3	26	1:34.201	140.1
7	48 J.Apotheloz(CHE)/L.Trefz(DEU) Mercedes-AMG GT4	MANN-FILTER Team HTP-WINWARD(DEU) HTP-WINWARD Motorsport	38	1:03:47.390	36.012	131.0	16	1:33.257	141.5
8	69 F.Martin-Dye(GBR)/P.Dörr(DEU) McLaren 570s GT4	Dörr Motorsport(DEU) Dörr Motorsport	38	1:04:15.529	1:04.151	129.9	10	1:32.985	141.9
Not classified									
23	R.Falkenbach(DEU)/C.Piro(DEU) Ginetta G55 GT4	Team piro sports Caffè d Italia(DEU) Team piro sports Caffè d Italia	11	18:20.471	27LAPS	132.0	5	1:33.260	141.5

Fastest lap of the class. Car 69 driver Fred Martin-Dye on lap 10. Time 1:32.985, average speed 141.9 km/h.

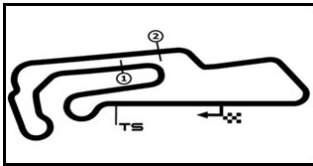
CLASS: Trophy

Started: 5	Classified: 5	Not Classified: 0							
1	27 S.Grotstollen(DEU)/G.Braun(DEU) BMW M4 GT4	team lillestoff(DEU) team lillestoff	38	1:03:37.143		131.4	22	1:33.650	140.9
2	26 T.Kieffer(LUX)/C.Kosch(LUX) Porsche Cayman 718 GT4 MR	Team Allied-Racing(DEU) Team Allied-Racing	38	1:03:37.450	0.307	131.4	5	1:33.734	140.8
3	4 H.Eichenberg(DEU)/I.Berets(RUS) BMW M4 GT4	Team AVIA Sorg Rennsport(DEU) Team AVIA Sorg Rennsport	38	1:03:42.688	5.545	131.3	26	1:34.201	140.1
4	89 J.Krabec(CZE)/L.Marionek(DEU) KTM X-Bow GT4	RTR projects(CZE) RTR projects	38	1:03:42.872	5.729	131.3	19	1:33.881	140.6
5	9 T.Neumann(BUL)/J.Bölting(DEU) Porsche Cayman 718 GT4 MR	DLV-Team Schuetz Motorsport(DEU) DLV-Team Schuetz Motorsport	37	1:03:19.311	1 LAP	128.6	16	1:35.468	138.2

Fastest lap of the class. Car 27 driver Georg Braun on lap 22. Time 1:33.650, average speed 140.9 km/h.

Subject to final scrutineering!

Publication time:	Clerk of the Course: Ralph Bohnhorst	Timekeeper: Steffen Ruhl
-------------------	--------------------------------------	--------------------------



ADAC GT4 Germany

Lap Chart Race 1

Provisional

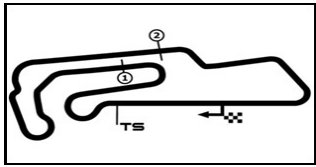


Motorsportarena Oschersleben, Length: 3667 m

Saturday, November 7, 2020 15:50:00

LapCha	1	2	3	4	5	6	7	8	9	10	11	12	13	14	15	16	17	18	19	20	21	22	23	24	25	26	27	28	29	30	31	32	33	34	35	36	37	38	39	40	41	42	43	44	45					
LAP 36	2	24	22	13	21	3	19	71	59	27	26	4	89	48	69	9'																																		
LAP 37	2	24	22	13	21	19	3	71	59	27	26	4	89	48	69	9'																																		
LAP 38	2	24	22	13	21	19	3	71	59	27	26	4	89	48	69																																			

.- PITSTOP ' - LAPBEHIND



ADAC GT4 Germany

Sector List Race 1

Provisional



Motorsportarena Oschersleben, Length: 3667m

Air temperature: 8.81°C

Track temperature: 7.7°C

Weather condition: Dry

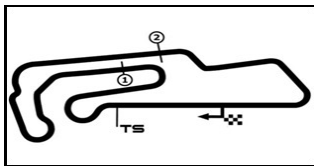
DMSB Reg. Nr.: R-11194/20

Saturday, November 7, 2020 15:50:00

Lap	Id	Time	SE1	SP1	SE2	SP2	SE3	SP3	TSP	Lap	Id	Time	SE1	SP1	SE2	SP2	SE3	SP3	TSP
2 Piana, ITA(#1) / Schrey, DEU(#2)										theoretical besttime: 1:32.377									
1	1	1:36.444	36.900	173	32.515	202	27.029	177	207	20	2	3:06.942	2:07.062	171	32.717	201	27.163	176	
2	1	1:32.548	33.570	173	32.265	202	26.713	177	216	21	2	1:33.572	33.873	171	32.643	201	27.056	177	216
3	1	1:32.714	33.510	172	32.348	202	26.856	177	216	22	2	1:33.549	33.775	172	32.625	201	27.149	176	216
4	1	1:32.508	33.443	172	32.221	202	26.844	176	216	23	2	1:33.762	33.847	171	32.726	201	27.189	177	216
5	1	1:32.646	33.580	173	32.299	203	26.767	177	216	24	2	1:33.508	33.773	171	32.653	201	27.082	177	216
6	1	1:47.111	33.599	173	36.862	184	36.650	36	216	25	2	1:33.643	33.772	172	32.776	201	27.095	177	216
7	1	2:26.556	1:06.674	133	44.689	110	35.193	177	33	26	2	1:33.743	33.797	172	32.829	202	27.117	177	216
8	1	1:33.010	33.926	172	32.334	202	26.750	177	216	27	2	1:33.660	33.852	171	32.687	202	27.121	177	216
9	1	1:32.820	33.573	173	32.411	202	26.836	176	216	28	2	1:33.701	33.839	172	32.705	202	27.157	177	216
10	1	1:33.054	33.709	173	32.349	203	26.996	175	216	29	2	1:33.712	33.860	172	32.733	201	27.119	177	216
11	1	1:32.936	33.636	172	32.519	201	26.781	176	215	30	2	1:33.712	33.824	172	32.751	202	27.137	177	216
12	1	1:33.011	33.629	172	32.528	202	26.854	177	216	31	2	1:33.862	33.902	171	32.787	202	27.173	176	217
13	1	1:58.873	38.338	152	46.088	141	34.447	175	216	32	2	1:34.105	33.943	172	32.899	202	27.263	177	216
14	1	1:58.649	41.567	168	49.541	150	27.541	177	173	33	2	1:34.317	33.973	172	33.016	201	27.328	178	217
15	1	1:33.129	33.885	172	32.444	202	26.800	177	216	34	2	1:34.169	33.998	172	32.901	201	27.270	177	217
16	1	1:32.869	33.547	173	32.473	203	26.849	177	216	35	2	1:34.584	34.145	172	33.049	202	27.390	177	218
17	1	1:33.185	33.697	172	32.576	202	26.912	177	216	36	2	1:34.800	34.323	171	33.024	201	27.453	177	218
18	1	1:33.195	33.595	172	32.519	202	27.081	177	216	37	2	1:34.720	34.072	171	33.116	201	27.532	177	217
19	1	1:49.925	33.628	172	32.532	203	43.765	58	217	38	2	1:34.700	34.018	172	33.036	201	27.646	174	216

3 von Gartzen, DEU(#1) / Hürtgen, DEU(#2)										theoretical besttime: 1:33.458									
1	1	1:41.745	40.001	165	33.751	204	27.993	178	210	20	2	1:34.585	34.078	171	33.136	200	27.371	175	216
2	1	1:34.496	34.189	173	33.072	202	27.235	175	219	21	2	1:34.964	34.535	171	33.082	201	27.347	175	216
3	1	1:34.028	33.855	172	32.984	200	27.189	176	217	22	2	1:34.055	33.856	171	32.938	201	27.261	175	216
4	1	1:33.977	33.768	172	32.900	202	27.309	175	217	23	2	1:34.128	33.846	172	32.855	201	27.427	175	216
5	1	1:33.656	33.827	172	32.692	202	27.137	176	217	24	2	1:34.101	33.955	172	32.890	201	27.256	175	215
6	1	1:45.886	33.629	173	36.895	141	35.362	43	217	25	2	1:34.247	33.898	171	32.952	200	27.397	174	216
7	1	2:20.833	1:05.672	139	41.260	134	33.901	177	45	26	2	1:33.954	33.851	172	32.855	201	27.248	175	214
8	1	1:34.757	34.118	171	33.022	202	27.617	177	218	27	2	1:34.266	33.929	171	32.964	201	27.373	174	215
9	1	1:34.763	34.096	172	33.122	203	27.545	176	218	28	2	1:34.439	33.975	171	33.066	200	27.398	174	215
10	1	1:34.256	33.738	173	33.068	203	27.450	177	218	29	2	1:34.459	33.976	170	33.030	200	27.453	175	215
11	1	1:34.017	33.881	173	32.782	204	27.354	175	218	30	2	1:34.433	33.925	170	33.048	200	27.460	174	216
12	1	1:35.009	34.101	172	33.294	203	27.614	159	218	31	2	1:34.696	34.119	169	33.059	200	27.518	174	215
13	1	1:53.661	38.081	165	40.686	138	34.894	137	183	32	2	1:34.706	34.030	171	33.121	200	27.555	175	215
14	1	1:58.106	42.257	106	47.810	126	28.039	176	160	33	2	1:34.686	34.110	171	33.053	201	27.523	175	215
15	1	1:34.333	34.000	173	32.850	204	27.483	173	217	34	2	1:34.608	34.012	172	33.049	201	27.547	175	215
16	1	1:50.065	33.674	172	32.852	201	43.539	58	216	35	2	1:34.588	34.126	170	33.046	200	27.416	175	216
17	2	3:08.616	2:08.205	169	32.916	201	27.495	175		36	2	1:35.265	34.130	170	33.349	200	27.786	175	215
18	2	1:34.269	33.933	170	32.960	201	27.376	175	216	37	2	1:36.487	35.354	171	33.589	201	27.544	175	216
19	2	1:34.188	33.840	172	32.919	201	27.429	175	216	38	2	1:34.928	34.120	171	33.265	201	27.543	175	216

4 Eichenberg, DEU(#1) / Berets, RUS(#2)										theoretical besttime: 1:34.201									
1	1	1:43.908	41.604	169	34.310	202	27.994	177	202	20	2	1:34.892	34.197	172	33.239	200	27.456	175	217
2	1	1:35.358	34.087	172	33.302	204	27.969	177	218	21	2	1:34.451	34.153	172	32.962	200	27.336	177	217
3	1	1:34.762	34.133	171	33.166	203	27.463	175	218	22	2	1:34.511	34.120	172	33.042	200	27.349	177	217
4	1	1:35.013	34.100	172	33.156	201	27.757	175	217	23	2	1:34.331	33.981	171	32.987	200	27.363	177	217
5	1	1:34.984	34.119	170	33.252	201	27.613	174	216	24	2	1:34.341	33.991	171	32.981	201	27.369	177	217
6	1	1:46.816	34.192	171	34.136	167	38.488	20	215	25	2	1:34.340	34.019	171	33.005	200	27.316	176	218
7	1	2:15.732	1:02.383	169	39.833	132	33.516	175	58	26	2	1:34.201	33.958	170	32.944	201	27.299	177	216
8	1	1:35.510	34.429	172	33.401	203	27.680	177	217	27	2	1:34.545	34.102	170	33.044	200	27.399	177	216
9	1	1:34.818	34.114	170	33.138	203	27.566	177	218	28	2	1:34.326	34.022	172	32.981	201	27.323	176	216
10	1	1:35.231	34.216	171	33.316	202	27.699	176	218	29	2	1:34.280	33.978	172	32.976	201	27.326	177	217
11	1	1:35.248	34.221	170	33.453	200	27.574	177	217	30	2	1:34.761	34.217	170	33.157	201	27.387	178	217
12	1	1:35.896	34.178	170	34.028	204	27.690	161	217	31	2	1:34.556	34.086	171	33.096	201	27.374	177	219
13	1	1:50.479	35.759	170	40.257	129	34.463	143	199	32	2	1:34.814	34.054	170	33.235	201	27.525	177	217
14	1	1:58.172	42.098	108	47.676	125	28.398	176	143	33	2	1:35.172	34.133	171	33.204	201	27.835	176	217
15	1	1:36.025	34.197	173	33.722	202	28.106	177	217	34	2	1:35.317	34.272	172	33.163	201	27.882	175	216
16	1	1:52.990	34.367	170	33.393	201	45.230	58	217	35	2	1:35.954	35.046	169	33.350	200	27.558	177	215
17	2	3:09.285	2:08.667	170	33.024	201	27.594	175		36	2	1:35.430	34.319	172	33.206	200	27.905	176	217
18	2	1:35.853	34.068	171	34.185	203	27.600	176	216	37	2	1:35.451	34.245	171	33.307	200	27.899	176	216
19	2	1:35.436	34.779	170	33.047	201	27.610	176	218	38	2	1:35.499	34.238	170	33.413	200	27.848	176	217



ADAC GT4 Germany

Sector List Race 1

Provisional



Motorsportarena Oschersleben, Length: 3667m

Air temperature: 8.81°C

Track temperature: 7.7°C

Weather condition: Dry

DMSB Reg. Nr.: R-11194/20

Saturday, November 7, 2020 15:50:00

Lap	Id	Time	SE1	SP1	SE2	SP2	SE3	SP3	TSP	Lap	Id	Time	SE1	SP1	SE2	SP2	SE3	SP3	TSP
5 Stingu, ROM(#1) / Solombrino, DEU(#2)										theoretical besttime: 1:36.701									
1	1	1:45.385	42.233	168	34.991	203	28.161	176	207	4	1	1:37.047	34.816	170	33.998	203	28.233	176	219
2	1	1:37.210	34.831	169	34.003	203	28.376	176	220	5			34.788	171	33.971	203			218
3	1	1:36.876	34.729	170	33.811	204	28.336	176	219										

9 Neumann, BUL(#1) / Bölting, DEU(#2)										theoretical besttime: 1:35.240									
1	1	1:45.803	42.571	168	34.818	206	28.414	178	172	20	1	1:51.731	34.136	175	33.456	207	44.139	59	222
2	1	1:37.287	34.842	172	34.047	205	28.398	177	216	21	2	3:26.975	2:23.884	167	34.477	203	28.614	177	
3	1	1:37.002	34.732	171	33.817	205	28.453	176	219	22	2	1:37.357	34.695	172	34.364	203	28.298	174	220
4	1	1:36.772	34.529	173	34.061	206	28.182	177	220	23	2	1:37.045	34.641	172	34.047	204	28.357	175	218
5	1	1:38.764	34.792	173	33.959	206	30.013	171	210	24	2	1:37.209	35.267	168	34.000	204	27.942	179	210
6	1	1:40.819	35.620	171	34.602	201	30.597	92	216	25	2	1:36.404	34.778	171	33.622	206	28.004	176	219
7	1	2:11.636	1:01.212	171	37.405	127	33.019	177	57	26	2	1:37.133	34.786	170	34.120	206	28.227	177	220
8	1	1:36.720	34.972	172	33.884	205	27.864	178	210	27	2	1:37.107	34.670	172	34.302	205	28.135	177	220
9	1	1:36.153	34.329	175	33.743	206	28.081	177	222	28	2	1:37.417	34.970	172	34.399	205	28.048	179	218
10	1	1:35.836	34.149	175	33.640	205	28.047	177	221	29	2	1:36.537	34.817	171	33.773	207	27.947	177	221
11	1	1:36.027	34.257	175	33.828	205	27.942	177	221	30	2	1:38.166	34.898	175	34.206	206	29.062	177	220
12	1	1:36.244	34.317	174	33.798	205	28.129	177	221	31	2	1:37.523	34.883	170	34.439	205	28.201	178	220
13	1	1:46.178	34.969	172	36.686	139	34.523	141	220	32	2	1:37.954	34.879	174	34.585	205	28.490	176	220
14	1	1:58.485	41.733	106	47.911	122	28.841	177	137	33	2	1:38.435	35.196	169	35.057	206	28.182	177	217
15	1	1:36.306	34.665	175	33.721	206	27.920	177	221	34	2	1:37.856	34.800	172	34.156	205	28.900	174	220
16	1	1:35.468	34.306	175	33.397	205	27.765	178	221	35	2	1:39.912	35.934	170	35.148	204	28.830	174	207
17	1	1:35.595	34.271	170	33.617	205	27.707	178	221	36	2	1:41.905	36.938	171	35.531	202	29.436	176	168
18	1	1:36.623	34.819	170	33.837	207	27.967	179	221	37	2	1:38.467	35.026	171	34.847	204	28.594	177	219
19	1	1:36.460	34.995	174	33.624	206	27.841	178	198										

13 Marschalkowski, DEU(#1) / Still, DEU(#2)										theoretical besttime: 1:33.035									
1	1	1:40.270	38.924	170	33.965	202	27.381	176	194	20	2	1:33.686	33.741	173	32.920	202	27.025	177	216
2	1	1:33.574	33.787	171	32.691	203	27.096	177	217	21	2	1:34.058	33.809	170	32.957	203	27.292	177	217
3	1	1:33.126	33.507	172	32.661	203	26.958	177	217	22	2	1:35.079	34.399	170	33.387	204	27.293	177	218
4	1	1:33.323	33.586	172	32.776	203	26.961	176	218	23	2	1:34.654	33.845	172	33.178	203	27.631	176	218
5	1	1:33.802	33.641	172	32.771	204	27.390	176	218	24	2	1:33.993	33.954	172	33.002	202	27.037	177	217
6	1	1:44.999	34.241	169	36.330	156	34.428	40	218	25	2	1:34.104	33.905	171	32.872	202	27.327	176	217
7	1	2:23.480	1:06.530	146	42.252	126	34.698	177	34	26	2	1:34.027	33.847	171	32.946	203	27.234	176	216
8	1	1:34.295	33.997	172	33.286	201	27.012	177	218	27	2	1:33.910	33.864	172	33.061	203	26.985	176	216
9	1	1:33.792	33.831	171	32.823	203	27.138	178	218	28	2	1:34.025	33.873	171	32.913	203	27.239	175	217
10	1	1:34.240	33.903	172	32.825	204	27.512	176	217	29	2	1:33.760	33.892	172	32.897	203	26.971	176	216
11	1	1:33.740	34.150	172	32.583	204	27.007	177	217	30	2	1:33.682	33.671	172	32.945	203	27.066	177	217
12	1	1:33.475	33.678	172	32.570	203	27.227	153	218	31	2	1:33.744	33.743	173	32.932	203	27.069	178	217
13	1	1:55.809	36.083	164	44.893	144	34.833	159	200	32	2	1:33.577	33.546	172	32.932	203	27.099	176	218
14	1	1:57.434	41.816	135	48.038	144	27.580	177	152	33	2	1:33.836	33.737	172	32.908	203	27.191	177	217
15	3	1:49.537	33.749	173	32.707	204	43.081	59	219	34	2	1:33.685	33.723	172	32.880	203	27.082	177	218
16	4	3:07.792	2:07.761	171	32.877	203	27.154	177		35	2	1:33.942	33.775	173	33.029	203	27.138	177	218
17	2	1:34.818	34.031	171	33.322	203	27.465	175	216	36	2	1:34.235	33.781	173	33.188	203	27.266	177	219
18	2	1:33.803	33.949	171	32.875	202	26.979	176	216	37	2	1:34.205	33.888	171	33.112	203	27.205	177	217
19	2	1:33.568	33.631	173	32.932	202	27.005	176	216	38	2	1:34.299	33.769	172	33.182	203	27.348	177	218

14 Kreuzpointner, DEU(#1) / Kreuzpointner, DEU(#2)										theoretical besttime: 1:36.450									
1	1	1:44.990	42.002	169	34.769	201	28.219	176	201	4	1	1:36.685	34.963	169	33.746	201	27.976	175	216
2	1	1:37.283	34.962	170	34.113	200	28.208	175	216	5	1	2:55.910	34.885	170	34.204	198	1:46.821	32	215
3	1	1:36.724	34.739	170	33.735	200	28.250	175	216	6									34

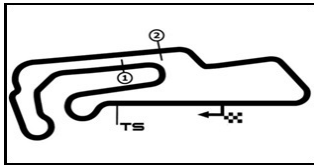
19 O Dey, DEU(#1) / Tauscher, DEU(#2)										theoretical besttime: 1:33.066									
1	1	1:43.273	41.068	159	34.051	205	28.154	178	205	20	2	1:34.195	33.954	174	33.151	207	27.090	181	222
2	1	1:36.435	34.408	168	33.394	206	28.633	178	220	21	2	1:34.053	34.000	173	32.936	207	27.117	179	224
3	1	1:35.312	34.604	168	33.188	206	27.520	175	221	22	2	1:33.900	33.739	174	33.018	207	27.143	180	224
4	1	1:34.433	33.807	173	33.191	206	27.435	178	220	23	2	1:34.236	33.933	172	32.727	208	27.576	177	224
5	1	1:35.074	34.033	170	33.462	206	27.579	178	219	24	2	1:34.733	34.269	174	32.968	206	27.496	178	220
6	1	1:47.542	33.996	172	34.727	159	38.819	22	221	25	2	1:33.936	34.333	173	32.782	207	26.821	180	220
7	1	2:14.726	1:02.365	166	39.331	141	33.030	179	60	26	2	1:33.317	33.670	173	32.633	207	27.014	179	223
8	1	1:35.496	34.502	172	33.422	207	27.572	179	211	27	2	1:33.287	33.647	173	32.652	208	26.988	179	223
9	1	1:34.838	34.083	173	33.432	206	27.323	180	213	28	2	1:33.475	33.747	174	32.735	208	26.993	180	224

ver: 1.0

www.adac.de/motorsport

Page 2/ 6 printed: 7.11.2020 17:06





ADAC GT4 Germany

Sector List Race 1

Provisional



Motorsportarena Oschersleben, Length: 3667m

Air temperature: 8.81°C

Track temperature: 7.7°C

Weather condition: Dry

DMSB Reg. Nr.: R-11194/20

Saturday, November 7, 2020 15:50:00

Lap	Id	Time	SE1	SP1	SE2	SP2	SE3	SP3	TSP	Lap	Id	Time	SE1	SP1	SE2	SP2	SE3	SP3	TSP
10	1	1:35.225	34.235	172	33.384	206	27.606	176	203	29	2	1:33.733	33.651	174	32.791	209	27.291	180	224
11	1	1:35.285	34.293	173	33.459	207	27.533	179	215	30	2	1:35.595	34.061	173	32.911	208	28.623	180	225
12	1	1:34.844	33.997	173	33.362	206	27.485	176	219	31	2	1:35.086	34.117	174	32.938	209	28.031	181	223
13	1	1:50.423	35.591	164	40.491	130	34.341	139	186	32	2	1:34.824	34.675	171	32.965	207	27.184	180	223
14	1	1:58.251	42.414	105	47.721	123	28.116	178	151	33	2	1:33.703	33.762	174	32.803	207	27.138	180	223
15	1	1:54.989	33.984	173	34.456	206	46.549	55	221	34	2	1:33.856	33.805	173	32.765	208	27.286	180	224
16	2	3:08.669	2:07.989	171	33.224	206	27.456	179		35	2	1:33.919	33.696	175	32.922	207	27.301	180	223
17	2	1:34.301	33.986	172	33.118	207	27.197	180	222	36	2	1:35.050	34.046	173	33.198	207	27.806	180	222
18	2	1:33.471	33.612	174	32.834	207	27.025	180	223	37	2	1:35.380	34.753	173	33.146	207	27.481	180	224
19	2	1:33.563	33.638	173	32.717	208	27.208	178	223	38	2	1:34.826	34.069	174	33.194	206	27.563	180	223

21 Fetzer, DEU(#1) / Sturm, DEU(#2)

theoretical besttime: 1:33.151

1	1	1:42.585	40.972	168	33.427	205	28.186	177	202	20	2	1:34.481	34.109	173	33.059	205	27.313	178	221
2	1	1:35.148	34.355	168	33.057	204	27.736	176	220	21	2	1:33.673	33.810	172	32.776	205	27.087	178	222
3	1	1:34.306	34.022	170	33.016	204	27.268	177	220	22	2	1:33.716	33.692	172	32.836	205	27.188	178	220
4	1	1:34.390	33.959	171	33.105	203	27.326	175	220	23	2	1:34.027	33.731	173	32.845	205	27.451	177	221
5	1	1:34.494	33.849	170	32.926	205	27.719	175	219	24	2	1:33.794	33.699	173	32.963	205	27.132	179	220
6	1	1:48.071	34.343	171	34.882	145	38.846	21	219	25	2	1:33.543	33.642	173	32.870	205	27.031	178	221
7	1	2:16.873	1:02.408	168	40.877	140	33.588	178	52	26	2	1:33.310	33.484	173	32.738	206	27.088	179	221
8	1	1:34.690	34.147	171	33.112	204	27.431	178	221	27	2	1:33.865	33.708	170	32.992	206	27.165	178	221
9	1	1:34.555	34.080	171	33.113	204	27.362	178	221	28	2	1:33.546	33.661	172	32.769	206	27.116	178	221
10	1	1:34.404	33.934	169	33.186	204	27.284	177	222	29	2	1:33.571	33.773	172	32.721	206	27.077	178	221
11	1	1:34.483	34.154	171	32.963	206	27.366	175	221	30	2	1:33.715	33.967	173	32.747	206	27.001	178	221
12	1	1:34.536	33.915	172	33.207	204	27.414	155	220	31	2	1:33.686	33.673	172	32.815	206	27.198	179	221
13	1	1:53.974	38.275	166	40.943	133	34.756	137	165	32	2	1:33.560	33.653	173	32.874	206	27.033	179	222
14	1	1:57.957	42.167	98	47.752	130	28.038	177	158	33	2	1:33.619	33.667	173	32.881	206	27.071	179	222
15	1	1:34.515	34.065	171	33.129	204	27.321	176	221	34	2	1:33.621	33.585	173	32.862	207	27.174	179	222
16	1	1:50.279	34.120	171	33.024	205	43.135	59	220	35	2	1:34.015	33.824	173	33.081	206	27.110	179	223
17	2	3:07.437	2:07.472	171	32.743	206	27.222	178		36	2	1:33.941	33.786	173	32.990	207	27.165	179	222
18	2	1:34.105	33.924	172	32.666	206	27.515	177	222	37	2	1:34.013	33.845	172	32.967	208	27.201	180	223
19	2	1:34.151	33.905	171	32.809	206	27.437	177	221	38	2	1:33.947	33.756	172	32.991	206	27.200	179	224

22 Kasperlik, DEU(#1) / Möller-Madsen, DNK(#2)

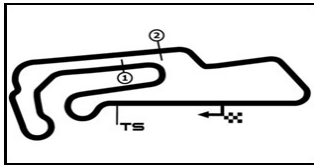
theoretical besttime: 1:32.984

1	1	1:40.918	39.544	171	33.709	207	27.665	178	208	20	2	1:33.573	33.561	175	32.734	209	27.278	180	224
2	1	1:34.022	34.138	170	32.660	207	27.224	178	219	21	2	1:33.915	33.669	172	32.888	207	27.358	181	224
3	1	1:33.403	33.748	172	32.683	208	26.972	178	222	22	2	1:34.297	34.056	175	33.006	208	27.235	179	225
4	1	1:33.699	33.613	170	32.628	207	27.458	177	222	23	2	1:34.499	33.705	175	33.244	208	27.550	178	224
5	1	1:34.763	33.778	169	33.608	206	27.377	176	221	24	2	1:33.495	33.650	173	32.751	207	27.094	180	222
6	1	1:45.540	33.669	172	36.307	142	35.564	42	221	25	2	1:33.734	33.742	174	32.795	206	27.197	180	223
7	1	2:21.469	1:05.737	124	41.182	128	34.550	179	37	26	2	1:33.371	33.564	175	32.709	208	27.098	179	223
8	1	1:34.653	34.094	172	32.901	202	27.658	179	222	27	2	1:33.674	33.694	173	32.815	206	27.165	179	223
9	1	1:34.947	34.223	169	33.367	205	27.357	178	222	28	2	1:33.549	33.667	173	32.610	207	27.272	178	222
10	1	1:33.603	33.643	172	32.762	207	27.198	179	223	29	2	1:33.489	33.646	173	32.659	208	27.184	180	222
11	1	1:34.015	33.852	172	32.916	207	27.247	178	223	30	2	1:33.870	33.634	173	32.867	207	27.369	178	223
12	1	1:34.248	33.850	172	33.052	207	27.346	178	223	31	2	1:33.870	33.671	174	32.961	206	27.238	180	222
13	1	1:54.394	36.517	168	43.056	133	34.821	128	174	32	2	1:33.860	33.706	172	32.845	208	27.309	180	223
14	1	1:58.311	41.916	114	48.344	128	28.051	177	150	33	2	1:34.022	33.582	175	33.030	208	27.410	179	223
15	1	1:50.507	34.019	174	32.926	206	43.562	59	220	34	2	1:33.918	33.735	175	32.819	208	27.364	179	223
16	2	3:07.031	2:07.025	172	32.747	207	27.259	177		35	2	1:34.031	33.831	174	32.909	208	27.291	180	224
17	2	1:33.125	33.600	175	32.590	208	26.935	180	222	36	2	1:34.111	33.872	173	32.930	208	27.309	181	224
18	2	1:33.547	33.829	169	32.508	209	27.210	179	224	37	2	1:34.549	34.275	170	33.020	207	27.254	180	224
19	2	1:33.313	33.541	173	32.616	208	27.156	180	224	38	2	1:34.611	33.779	175	33.344	207	27.488	179	225

23 Falkenbach, DEU(#1) / Piro, DEU(#2)

theoretical besttime: 1:32.953

1	1	1:40.702	39.128	169	34.007	199	27.567	173	194	7	1	2:22.098	1:05.798	126	41.547	131	34.753	174	34
2	1	1:34.544	34.512	170	32.796	200	27.236	173	211	8	1	1:34.650	33.971	170	33.272	198	27.407	174	213
3	1	1:33.490	33.779	169	32.664	199	27.047	173	212	9	1	1:34.247	34.079	169	32.886	200	27.282	175	212
4	1	1:33.484	33.752	168	32.448	198	27.284	172	212	10	1	1:33.755	33.660	170	32.951	199	27.144	175	213
5	1	1:33.260	33.852	169	32.396	198	27.012	173	212	11	1	1:34.450	34.071	170	32.989	199	27.390	175	213
6	1	1:45.791	33.545	169	36.762	147	35.484	43	212	12			34.348	133					213



ADAC GT4 Germany

Sector List Race 1

Provisional



Motorsportarena Oschersleben, Length: 3667m

Air temperature: 8.81°C

Track temperature: 7.7°C

Weather condition: Dry

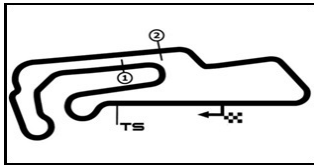
DMSB Reg. Nr.: R-11194/20

Saturday, November 7, 2020 15:50:00

Lap Id	Time	SE1	SP1	SE2	SP2	SE3	SP3	TSP	Lap Id	Time	SE1	SP1	SE2	SP2	SE3	SP3	TSP		
24 Janits, AUT(#1) / Kofler, AUT(#2)									theoretical besttime: 1:32.693										
1	1	1:36.810	37.526	166	32.643	195	26.641	172	196	20	2	1:33.734	33.975	166	32.778	193	26.981	170	206
2	1	1:32.909	34.026	166	32.412	195	26.471	172	207	21	2	1:33.629	33.919	166	32.751	193	26.959	171	205
3	1	1:33.137	33.982	167	32.467	195	26.688	171	206	22	2	1:34.083	34.143	166	32.971	193	26.969	171	206
4	1	1:32.997	33.810	167	32.500	195	26.687	171	206	23	2	1:33.871	33.942	166	32.901	192	27.028	171	206
5	1	1:33.079	33.813	167	32.586	194	26.680	171	207	24	2	1:33.706	34.022	166	32.813	193	26.871	171	205
6	1	1:46.087	34.027	167	37.325	156	34.735	40	207	25	2	1:33.535	33.926	167	32.780	193	26.829	170	207
7	1	2:26.092	1:07.151	148	43.650	113	35.291	170	32	26	2	1:33.771	34.008	166	32.766	194	26.997	171	206
8	1	1:34.284	34.562	166	32.933	194	26.789	172	206	27	2	1:33.913	33.984	166	32.925	193	27.004	170	206
9	1	1:33.733	33.868	168	32.833	194	27.032	170	206	28	2	1:33.815	33.967	166	32.868	194	26.980	171	206
10	1	1:33.726	34.070	167	32.721	194	26.935	171	205	29	2	1:33.733	33.986	167	32.838	193	26.909	171	206
11	1	1:33.544	34.095	166	32.743	194	26.706	171	206	30	2	1:33.862	33.891	166	32.877	194	27.094	171	206
12	1	1:33.571	33.857	167	32.946	192	26.768	171	206	31	2	1:34.060	33.980	166	32.991	193	27.089	171	206
13	1	1:56.240	36.473	162	45.012	146	34.755	160	178	32	2	1:34.357	34.105	167	33.091	193	27.161	170	207
14	1	1:58.051	41.790	153	48.811	140	27.450	171	163	33	2	1:34.198	34.001	166	32.974	193	27.223	170	205
15	1	1:33.447	34.016	167	32.611	195	26.820	171	206	34	2	1:33.873	34.050	167	32.787	194	27.036	171	206
16	1	1:50.855	33.996	167	32.689	194	44.170	58	207	35	2	1:33.983	33.971	166	32.974	193	27.038	171	206
17	2	3:06.923	2:07.215	163	32.774	194	26.934	170		36	2	1:34.359	34.065	167	33.067	193	27.227	171	207
18	2	1:33.589	33.944	166	32.661	194	26.984	169	205	37	2	1:34.549	34.235	166	33.089	193	27.225	171	206
19	2	1:33.611	33.956	166	32.763	193	26.892	170	205	38	2	1:34.802	34.177	167	33.280	193	27.345	171	206

26 Kieffer, LUX(#1) / Kosch, LUX(#2)									theoretical besttime: 1:33.459										
1	1	1:41.572	39.986	168	33.454	204	28.132	177	213	20	2	1:34.231	34.261	170	32.848	205	27.122	176	218
2	1	1:34.083	34.071	166	32.876	204	27.136	177	219	21	2	1:34.246	34.042	169	32.853	204	27.351	175	220
3	1	1:33.929	33.997	171	32.634	205	27.298	177	220	22	2	1:34.630	34.138	172	32.916	205	27.576	170	219
4	1	1:34.078	33.943	168	32.763	204	27.372	176	220	23	2	1:34.794	34.256	170	32.844	204	27.694	173	217
5	1	1:33.734	33.836	169	32.729	205	27.169	177	219	24	2	1:36.159	35.396	168	33.297	204	27.466	176	219
6	1	1:46.098	33.703	171	36.609	138	35.786	43	220	25	2	1:35.497	34.503	171	33.305	204	27.689	176	220
7	1	2:20.675	1:05.212	131	41.177	126	34.286	177	42	26	2	1:34.812	33.992	171	33.298	205	27.522	176	220
8	1	1:34.955	34.019	170	33.266	206	27.670	175	220	27	2	1:34.910	34.193	171	32.914	206	27.803	175	219
9	1	1:34.608	33.948	172	33.255	205	27.405	178	219	28	2	1:36.061	34.879	171	33.388	204	27.794	175	220
10	1	1:34.308	33.845	167	33.030	205	27.433	177	221	29	2	1:34.655	34.179	169	33.040	205	27.436	175	220
11	1	1:33.968	33.820	170	32.838	205	27.310	177	220	30	2	1:34.768	34.244	171	33.059	204	27.465	175	220
12	1	1:35.137	34.210	171	33.244	205	27.683	167	220	31	2	1:34.621	34.171	172	32.926	205	27.524	177	219
13	1	1:53.325	36.262	169	42.178	134	34.885	133	183	32	2	1:34.191	33.835	171	33.024	204	27.332	177	221
14	1	1:58.143	42.093	115	47.958	132	28.092	176	166	33	2	1:34.596	33.934	170	32.885	206	27.777	175	220
15	1	1:34.336	34.126	172	33.015	205	27.195	178	220	34	2	1:35.206	34.069	171	33.595	204	27.542	177	220
16	1	1:33.930	33.889	169	32.766	205	27.275	177	220	35	2	1:34.134	33.783	172	32.973	204	27.378	177	221
17	1	1:34.680	34.028	172	33.076	205	27.576	177	220	36	2	1:35.167	34.207	171	33.218	204	27.742	177	221
18	1	1:51.823	33.955	170	33.220	202	44.648	57	220	37	2	1:35.636	34.595	171	33.455	204	27.586	178	220
19	2	3:10.596	2:09.294	170	33.761	200	27.541	174		38	2	1:35.158	34.180	171	33.144	205	27.834	177	220

27 Grotstollen, DEU(#1) / Braun, DEU(#2)									theoretical besttime: 1:33.310										
1	1	1:42.295	40.572	170	33.628	204	28.095	177	209	20	2	3:12.682	2:08.765	172	35.018	201	28.899	169	
2	1	1:35.073	34.341	172	33.110	201	27.622	176	220	21	2	1:35.110	34.287	172	33.482	197	27.341	178	215
3	1	1:34.306	33.923	172	33.134	200	27.249	177	218	22	2	1:33.650	33.775	172	32.778	202	27.097	179	219
4	1	1:34.175	33.778	171	33.162	200	27.235	176	219	23	2	1:35.397	34.984	173	33.051	202	27.362	177	219
5	1	1:34.754	33.827	172	33.190	201	27.737	175	218	24	2	1:34.091	34.022	173	32.718	201	27.351	178	218
6	1	1:46.753	34.299	171	34.778	144	37.676	26	217	25	2	1:34.029	33.652	172	32.941	202	27.436	178	219
7	1	2:18.022	1:03.652	168	40.817	134	33.553	178	50	26	2	1:33.857	33.774	173	32.731	205	27.352	178	218
8	1	1:34.930	34.195	170	33.194	201	27.541	177	220	27	2	1:33.721	33.620	173	32.593	205	27.508	179	219
9	1	1:34.531	33.854	172	33.105	203	27.572	177	219	28	2	1:34.435	34.175	173	32.785	204	27.475	178	221
10	1	1:34.444	33.880	172	33.082	203	27.482	177	220	29	2	1:35.041	34.382	166	33.041	204	27.618	178	219
11	1	1:34.292	33.858	173	33.184	202	27.250	177	220	30	2	1:34.170	33.894	173	32.829	204	27.447	178	219
12	1	1:34.662	33.924	173	33.215	202	27.523	159	219	31	2	1:34.937	33.870	172	33.404	204	27.663	178	220
13	1	1:53.662	38.016	170	40.829	142	34.817	127	177	32	2	1:34.683	33.953	172	33.162	205	27.568	179	220
14	1	1:58.172	42.252	96	47.612	134	28.308	175	159	33	2	1:34.571	33.918	172	33.178	205	27.475	179	220
15	1	1:34.602	34.090	172	33.076	203	27.436	176	218	34	2	1:34.694	33.936	173	33.118	205	27.640	179	220
16	1	1:34.214	34.091	172	32.972	203	27.151	178	218	35	2	1:34.665	33.850	173	33.262	204	27.553	178	220
17	1	1:34.452	34.000	172	33.240	200	27.212	177	219	36	2	1:35.652	34.203	173	33.615	204	27.834	178	220
18	1	1:34.725	34.025	172	33.185	201	27.515	175	218	37	2	1:35.668	34.633	169	33.193	205	27.842	179	220
19	1	1:52.800	34.350	172	33.218	202	45.232	57	216	38	2	1:35.226	34.189	172	33.229	204	27.808	179	220



ADAC GT4 Germany

Sector List Race 1

Provisional



Motorsportarena Oschersleben, Length: 3667m

Air temperature: 8.81°C

Track temperature: 7.7°C

Weather condition: Dry

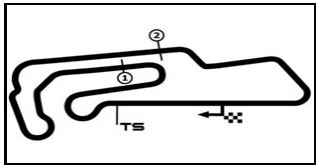
DMSB Reg. Nr.: R-11194/20

Saturday, November 7, 2020 15:50:00

Lap	Id	Time	SE1	SP1	SE2	SP2	SE3	SP3	TSP	Lap	Id	Time	SE1	SP1	SE2	SP2	SE3	SP3	TSP
48 Apotheloz, CHE(#1) / Trefz, DEU(#2)										theoretical besttime: 1:33.139									
1	1	1:39.765	38.544	170	34.161	200	27.060	177	204	20	1	1:50.901	34.583	173	32.749	203	43.569	59	218
2	1	1:33.364	33.736	171	32.671	203	26.957	177	218	21	2	3:08.327	2:07.858	173	33.046	204	27.423	177	
3	1	1:33.282	33.634	172	32.633	204	27.015	177	219	22	2	1:34.440	34.235	172	32.964	203	27.241	177	218
4	1	1:33.317	33.642	172	32.632	203	27.043	177	219	23	2	1:36.032	33.817	172	33.352	204	28.863	174	219
5	1	1:33.961	33.818	172	32.879	203	27.264	176	218	24	2	1:33.985	33.824	173	33.085	203	27.076	177	216
6	1	1:44.323	33.638	171	35.793	170	34.892	40	217	25	2	1:33.915	33.694	173	32.837	203	27.384	178	219
7	1	2:24.187	1:06.792	137	42.569	121	34.826	177	33	26	2	1:50.655	33.949	172	32.920	204	43.786	59	218
8	1	1:34.214	34.039	172	33.097	203	27.078	177	219	27	2	1:51.491	51.470	172	32.873	203	27.148	177	
9	1	1:33.851	33.687	172	32.948	204	27.216	176	217	28	2	1:34.000	33.758	172	32.919	203	27.323	176	217
10	1	1:34.168	33.816	171	32.995	204	27.357	176	217	29	2	1:33.729	33.813	172	32.817	204	27.099	176	217
11	1	1:33.686	33.914	171	32.748	202	27.024	177	216	30	2	1:33.999	33.937	171	32.864	203	27.198	177	217
12	1	1:33.324	33.579	172	32.608	204	27.137	177	218	31	2	1:33.899	33.697	172	32.936	203	27.266	176	218
13	1	1:55.548	35.830	161	45.023	144	34.695	161	197	32	2	1:33.667	33.656	172	32.876	204	27.135	177	217
14	1	1:57.937	41.765	151	48.403	143	27.769	177	162	33	2	1:33.699	33.734	172	32.841	203	27.124	178	218
15	1	1:33.548	33.795	172	32.678	203	27.075	177	218	34	2	1:33.886	33.709	173	32.862	203	27.315	177	218
16	1	1:33.257	33.629	173	32.676	204	26.952	177	218	35	2	1:33.979	33.714	173	32.888	203	27.377	177	219
17	1	1:34.629	34.839	172	32.736	203	27.054	177	218	36	2	1:34.198	33.788	172	33.092	203	27.318	177	219
18	1	1:33.361	33.748	173	32.633	203	26.980	177	218	37	2	1:34.636	33.808	172	33.455	204	27.373	177	218
19	1	1:33.385	33.696	173	32.640	204	27.049	177	219	38	2	1:34.845	33.840	172	33.335	203	27.670	172	219

Lap	Id	Time	SE1	SP1	SE2	SP2	SE3	SP3	TSP	Lap	Id	Time	SE1	SP1	SE2	SP2	SE3	SP3	TSP
59 Sizov, RUS(#1) / Dreyspring, DEU(#2)										theoretical besttime: 1:32.980									
1	1	1:38.219	38.175	173	32.917	204	27.127	182	205	20	2	1:34.225	34.014	174	32.988	204	27.223	179	219
2	1	1:33.405	33.648	174	32.678	204	27.079	180	220	21	2	1:33.809	33.793	175	32.804	204	27.212	179	220
3	1	1:33.136	33.511	175	32.549	205	27.076	179	221	22	2	1:33.935	33.816	174	32.912	203	27.207	180	220
4	1	1:33.205	33.473	173	32.613	206	27.119	178	221	23	2	1:34.352	33.852	174	33.013	204	27.487	177	221
5	1	1:33.272	33.355	175	32.733	204	27.184	179	221	24	2	1:35.031	34.284	172	33.035	204	27.712	176	220
6	1	1:45.956	33.409	175	38.041	173	34.506	42	221	25	2	1:35.702	34.915	172	33.279	203	27.508	179	216
7	1	2:24.623	1:06.834	139	42.758	118	35.031	179	32	26	2	1:34.881	33.988	174	33.375	203	27.518	178	219
8	1	1:34.339	33.995	173	33.146	206	27.198	180	220	27	2	1:34.792	34.130	173	33.202	202	27.460	179	219
9	1	1:34.011	33.568	175	33.017	205	27.426	179	221	28	2	1:34.679	34.113	174	33.125	203	27.441	179	218
10	1	1:34.494	33.674	176	32.986	204	27.834	181	221	29	2	1:34.604	34.012	173	33.260	203	27.332	177	219
11	1	1:35.221	34.786	173	33.079	206	27.356	180	214	30	2	1:34.482	34.028	174	33.071	204	27.383	178	219
12	1	1:34.219	33.778	175	33.096	206	27.345	181	222	31	2	1:35.054	34.207	173	33.412	203	27.435	179	219
13	1	1:54.277	35.129	171	44.219	144	34.929	151	192	32	2	1:34.650	34.037	173	33.193	203	27.420	178	220
14	1	1:57.805	41.812	129	48.118	143	27.875	178	158	33	2	1:34.649	34.172	173	33.098	204	27.379	180	221
15	1	1:51.353	33.697	176	32.880	206	44.776	57	221	34	2	1:34.451	33.973	174	33.055	204	27.423	179	219
16	2	3:16.383	2:15.959	174	33.032	202	27.392	178		35	2	1:34.980	34.119	172	33.211	204	27.650	180	220
17	2	1:34.078	34.024	173	32.838	203	27.216	179	219	36	2	1:35.583	34.296	174	33.327	203	27.960	180	220
18	2	1:33.968	33.900	170	32.831	202	27.237	179	219	37	2	1:35.732	34.475	173	33.249	204	28.008	177	221
19	2	1:33.874	33.784	174	32.771	204	27.319	179	219	38	2	1:35.512	34.155	173	33.330	204	28.027	176	218

Lap	Id	Time	SE1	SP1	SE2	SP2	SE3	SP3	TSP	Lap	Id	Time	SE1	SP1	SE2	SP2	SE3	SP3	TSP
69 Martin-Dye, GBR(#1) / Dörr, DEU(#2)										theoretical besttime: 1:32.894									
1	1	1:37.577	37.790	172	32.782	207	27.005	181	203	20	1	1:51.197	33.731	176	32.985	206	44.481	57	220
2	1	1:33.106	33.594	177	32.617	206	26.895	180	222	21	2	3:09.238	2:08.618	174	33.230	203	27.390	178	
3	1	1:33.173	33.443	177	32.664	206	27.066	181	222	22	2	1:34.374	33.934	175	33.243	203	27.197	180	220
4	1	1:33.038	33.444	177	32.705	207	26.889	181	223	23	2	1:45.978	33.936	172	33.263	204	38.779	167	221
5	1	1:33.282	33.499	177	32.735	204	27.048	180	223	24	2	1:35.990	35.145	169	33.366	205	27.479	180	214
6	1	1:45.978	33.412	177	38.077	165	34.489	37	223	25	2	1:35.326	34.406	174	33.269	205	27.651	180	222
7	1	2:25.175	1:07.341	144	42.749	117	35.085	180	32	26	2	1:52.242	34.389	170	33.094	204	44.759	57	221
8	1	1:33.669	33.682	176	32.809	206	27.178	181	218	27	2	1:53.682	52.211	174	33.420	203	28.051	178	
9	1	1:33.224	33.499	175	32.700	206	27.025	181	222	28	2	1:34.840	34.240	174	33.086	203	27.514	179	217
10	1	1:32.985	33.434	176	32.593	207	26.958	180	222	29	2	1:35.325	34.344	173	33.293	202	27.688	179	218
11	1	1:33.374	33.493	177	32.760	206	27.121	180	222	30	2	1:34.915	34.166	174	33.181	203	27.568	178	218
12	1	1:33.266	33.473	177	32.716	206	27.077	180	222	31	2	1:35.026	34.239	175	33.179	203	27.608	178	218
13	1	1:57.410	36.616	144	45.997	162	34.797	171	209	32	2	1:34.814	34.099	174	33.230	203	27.485	178	218
14	1	1:58.195	41.563	162	48.931	153	27.701	180	173	33	2	1:34.597	33.965	174	33.231	203	27.401	177	218
15	1	1:33.756	33.969	177	32.726	206	27.061	180	221	34	2	1:34.788	33.913	174	33.373	201	27.502	179	219
16	1	1:33.337	33.539	177	32.719	206	27.079	181	221	35	2	1:34.854	33.911	174	33.310	203	27.633	178	219
17	1	1:33.600	33.596	175	32.842	206	27.162	181	222	36	2	1:35.125	34.300	174	33.275	204	27.550	178	218
18	1	1:33.869	33.839	175	32.824	207	27.206	180	222	37	2	1:36.277	34.422	174	33.849	203	28.006	177	218
19	1	1:33.625	33.598	176	32.751	206	27.276	180	222	38	2	1:35.302	34.393	174	33.400	203	27.509	179	218



ADAC GT4 Germany

Sector List Race 1

Provisional



Motorsportarena Oschersleben, Length: 3667m

Air temperature: 8.81°C

Track temperature: 7.7°C

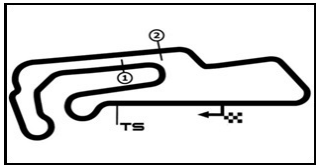
Weather condition: Dry

DMSB Reg. Nr.: R-11194/20

Saturday, November 7, 2020 15:50:00

Lap Id	Time	SE1	SP1	SE2	SP2	SE3	SP3	TSP	Lap Id	Time	SE1	SP1	SE2	SP2	SE3	SP3	TSP
71 Tregurtha, GBR(#1) / Sasse, DEU(#2)									theoretical besttime: 1:33.302								
1	1	1:39.185	38.740	174	33.473	204	26.972	178 201	20	2	3:14.060	2:13.456	174	33.123	205	27.481	179
2	1	1:33.479	33.731	174	32.735	204	27.013	178 219	21	2	1:34.528	34.122	175	32.927	206	27.479	177 220
3	1	1:33.379	33.604	174	32.750	204	27.025	178 219	22	2	1:34.064	33.836	175	32.843	206	27.385	179 221
4	1	1:33.415	33.658	172	32.726	204	27.031	177 219	23	2	1:34.088	33.930	174	32.881	205	27.277	180 222
5	1	1:34.400	33.735	174	33.003	204	27.662	178 219	24	2	1:34.328	33.948	174	32.915	206	27.465	179 222
6	1	1:46.428	34.193	173	37.301	148	34.934	42 219	25	2	1:34.094	33.779	175	32.965	204	27.350	180 220
7	1	2:22.637	1:06.226	136	41.734	127	34.677	179 32	26	2	1:34.094	33.931	174	32.782	206	27.381	180 221
8	1	1:34.713	34.043	173	33.380	203	27.290	176 221	27	2	1:34.476	33.908	174	33.082	205	27.486	179 221
9	1	1:34.170	34.070	173	32.952	204	27.148	179 217	28	2	1:34.531	33.875	175	33.142	205	27.514	179 221
10	1	1:33.934	33.682	175	33.071	204	27.181	179 220	29	2	1:34.214	34.014	174	32.850	205	27.350	180 221
11	1	1:34.446	33.965	174	33.111	206	27.370	178 220	30	2	1:35.754	34.098	174	33.131	205	28.525	179 222
12	1	1:34.341	33.803	174	33.087	205	27.451	179 220	31	2	1:35.200	34.007	175	33.053	205	28.140	178 220
13	1	1:54.647	36.325	157	43.417	139	34.905	137 174	32	2	1:37.072	35.935	173	33.368	205	27.769	179 221
14	1	1:57.694	41.766	123	48.041	138	27.887	178 148	33	2	1:36.128	34.251	176	33.398	205	28.479	179 221
15	1	1:34.213	33.865	174	33.080	204	27.268	178 219	34	2	1:35.516	34.471	174	33.333	204	27.712	179 219
16	1	1:34.106	33.824	172	32.998	203	27.284	178 219	35	2	1:35.553	34.394	174	33.421	204	27.738	179 219
17	1	1:33.748	33.669	173	32.791	204	27.288	178 219	36	2	1:35.683	34.169	175	33.267	204	28.247	179 220
18	1	1:33.595	33.738	174	32.797	204	27.060	179 219	37	2	1:35.366	34.368	174	33.281	204	27.717	179 220
19	1	1:49.577	33.649	174	32.791	204	43.137	59 219	38	2	1:35.724	34.154	175	33.400	204	28.170	177 220

Lap Id	Time	SE1	SP1	SE2	SP2	SE3	SP3	TSP	Lap Id	Time	SE1	SP1	SE2	SP2	SE3	SP3	TSP
89 Krabec, CZE(#1) / Marionek, DEU(#2)									theoretical besttime: 1:33.793								
1	1	1:43.739	41.380	165	34.236	195	28.123	170 205	20	2	1:38.104	37.973	168	32.978	195	27.153	173 210
2	1	1:36.335	34.845	166	33.548	195	27.942	171 206	21	2	1:34.314	34.207	168	33.008	196	27.099	173 210
3	1	1:36.075	34.835	167	33.356	195	27.884	170 209	22	2	1:34.079	34.044	169	32.797	196	27.238	173 210
4	1	1:36.466	34.698	166	33.748	194	28.020	166 208	23	2	1:34.411	34.137	168	33.010	196	27.264	173 210
5	1	1:36.213	34.698	167	33.901	193	27.614	170 206	24	2	1:34.192	33.928 169	33.020	197	27.244	174 210	
6	1	1:44.888	34.580	165	34.238	193	36.070	25 206	25	2	1:34.370	34.077	169	33.060	196	27.233	173 212
7	1	2:13.742	1:01.972	165	38.687	129	33.083	170 58	26	2	1:34.490	34.135	168	33.152	194	27.203	173 210
8	1	1:35.586	34.624	166	33.463	195	27.499	171 207	27	2	1:34.257	34.077	168	32.817	197	27.363	173 210
9	1	1:35.351	34.378	167	33.350	194	27.623	170 209	28	2	1:34.382	34.239	169	32.867	196	27.276	173 213
10	1	1:35.299	34.528	166	33.476	194	27.295	170 208	29	2	1:34.300	34.074	168	33.063	196	27.163	173 209
11	1	1:36.452	34.441	167	34.342	193	27.669	170 209	30	2	1:34.619	33.962	168	33.259	199	27.398	175 210
12	1	1:35.832	34.522	166	33.541	193	27.769	170 207	31	2	1:34.585	34.095	168	33.336	197	27.154	174 211
13	1	1:48.443	35.514	166	38.417	122	34.512	133 207	32	2	1:34.816	34.151	168	33.274	197	27.391	174 211
14	1	1:58.110	41.911	105	47.649	127	28.550	170 151	33	2	1:35.161	34.149	168	33.243	197	27.769	171 211
15	1	1:54.296	35.251	166	33.753	194	45.292	55 208	34	2	1:35.075	34.196	168	33.206	196	27.673	171 209
16	2	3:08.609	2:07.720	166	33.615	196	27.274	173	35	2	1:36.142	35.083	166	33.593	196	27.466	174 209
17	2	1:35.043	34.432	168	33.246	197	27.365	173 209	36	2	1:35.341	34.368	168	33.300	196	27.673	171 212
18	2	1:34.913	34.223	167	33.503	197	27.187	173 211	37	2	1:35.416	34.356	168	33.401	198	27.659	171 209
19	2	1:33.881	34.016	167	32.794	196	27.071	173 209	38	2	1:35.545	34.327	169	33.481	197	27.737	173 209



ADAC GT4 Germany

Top speed list Race 1

Provisional



Motorsportarena Oschersleben, Length: 3667m

Air temperature: 8.81°C

Track temperature: 7.7°C

Weather condition: Dry

DMSB Reg. Nr.: R-11194/20

Saturday, November 7, 2020 15:50:00

#	Name (NAT)	Team	Car name	Speed	Lap	Race time
22	Nicolaj Möller-Madsen (DNK)	Team Allied-Racing (DEU)	Porsche Cayman 718 GT4 MR	225.94	22	36:38.262
19	Alexander Tauscher (DEU)	KÜS TEAM75 Bernhard (DEU)	Porsche Cayman 718 GT4 MR	225.00	30	49:20.306
21	Joel Sturm (DEU)	Team Allied-Racing (DEU)	Porsche Cayman 718 GT4 MR	224.06	38	1:01:43.954
69	Fred Martin-Dye (GBR)	Dörr Motorsport (DEU)	McLaren 570s GT4	223.60	5	6:22.203
9	Tano Neumann (BUL)	DLV-Team Schuetz Motorsport (DEU)	Porsche Cayman 718 GT4 MR	222.68	20	31:59.528
59	Aleksey Sizov (RUS)	Dörr Motorsport (DEU)	McLaren 570s GT4	222.22	12	18:25.227
71	Hugo Sasse (DEU)	T3-HRT-Motorsport (DEU)	Audi R8 LMS GT4	222.22	23	38:20.107
26	Christian Kosch (LUX)	Team Allied-Racing (DEU)	Porsche Cayman 718 GT4 MR	221.76	36	58:56.860
27	Georg Braun (DEU)	team lillestoff (DEU)	BMW M4 GT4	221.31	28	46:18.762
5	Cristian Stingu (ROM)	Hella Pagid - racing one (DEU)	Audi R8 LMS GT4	220.40	2	1:50.794
48	Luca-Sandro Trefz (DEU)	MANN-FILTER Team HTP-WINWARD (DEU)	Mercedes-AMG GT4	219.51	23	38:12.186
3	Sebastian von Gartzen (DEU)	Hofer Racing by Bonk Motorsport (CHE)	BMW M4 GT4	219.06	2	1:47.143
13	Jan Marschalkowski (DEU)	Team Zakspeed (DEU)	Mercedes-AMG GT4	219.06	15	23:50.772
4	Ivan Berets (RUS)	Team AVIA Sorg Rennsport (DEU)	BMW M4 GT4	219.06	31	51:05.906
2	Michael Schrey (DEU)	Hofer Racing by Bonk Motorsport (CHE)	BMW M4 GT4	218.18	35	56:50.570
14	Alesia Kreutzpointner (DEU)	MRS GT-Racing (DEU)	BMW M4 GT4	216.86	2	1:50.443
23	Robin Falkenbach (DEU)	Team piro sports Caffè d Italia (DEU)	Ginetta G55 GT4	213.43	11	16:51.540
89	Lennart Marioneck (DEU)	RTR projects (CZE)	KTM X-Bow GT4	213.01	28	46:23.077
24	Reinhard Kofler (AUT)	True Racing (AUT)	KTM X-BOW GT4 EVO	207.69	32	52:14.088