

Provisional

Result List

Stewards / Race Management

STEWARD	Achim Loth
STEWARD	Yasin Özer
STEWARD	Wolfram Lehmann
RACE DIRECTOR	Niels Wittich
CLERK OF THE COURSE	Ralph Bohnhorst
TECHNICAL DELEGATE	Erik Wilhelmi
CHIEF TIMEKEEPER	Steffen Ruhl

Weather Start/Finish

AIR	5.3°C
TRACK	7.7°C
CONDITIONS	Dry
PRESSURE	1025 hPa
AIR	5.8°C
TRACK	7.7°C
CONDITIONS	Dry
PRESSURE	1025 hPa

Track Information

GREEN FLAG	8:20:00
CHEQUERED FLAG	8:35:01
SAFETY CAR PHASE	0
FULL COURSE YELLOW PHASE	0
TRACK NAME	Motorsportarena Oschersleben
TRACK LENGTH	3667m
TURN COUNT	14
FASTEST LAP:	#52. CRA - 1:23.444

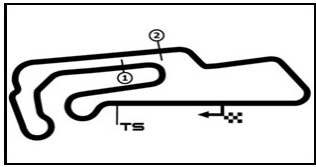
STARTED: 13 CLASSIFIED: 13 NOT CLASSIFIED: 0 DISQUALIFIED: 0

Nr.	Drivers	Team	Lap	Best Time	Gap	Diff	Kph	Day Time
Cl.	Car	Competitor						
1	52 J.Crawford(USA) ADAC Formel 4	(T) Van Amersfoort Racing(NLD) Van Amersfoort Racing	6	1:23.444			158.2	8:32:35
2	17 J.Edgar(GBR) ADAC Formel 4	(T) Van Amersfoort Racing(NLD) Van Amersfoort Racing	8	1:23.538	0.094	0.094	158.0	8:35:15
3	87 O.Bearman(GBR) R ADAC Formel 4	US Racing(DEU) US Racing	7	1:23.778	0.334	0.240	157.5	8:33:54
4	4 V.Bernier(FRA) ADAC Formel 4	(T) R-ACE GP(FRA) R-ACE GP	9	1:24.164	0.720	0.386	156.8	8:35:31
5	95 V.Lomko(RUS) R ADAC Formel 4	US Racing(DEU) US Racing	8	1:24.222	0.778	0.058	156.7	8:35:06
6	77 T.Tramnitz(DEU) R ADAC Formel 4	(T) US Racing(DEU) US Racing	7	1:24.246	0.802	0.024	156.6	8:33:58
7	58 E.Seppänen(FIN) ADAC Formel 4	(T) US Racing(DEU) US Racing	8	1:24.371	0.927	0.125	156.4	8:35:13
8	29 J.Dürksen(DEU) ADAC Formel 4	(T) ADAC Berlin-Brandenburg e.V.(DEU) ADAC Berlin-Brandenburg e.V.	5	1:24.377	0.933	0.006	156.4	8:30:09
9	6 K.Smal(RUS) R ADAC Formel 4	(T) R-ACE GP(FRA) R-ACE GP	9	1:24.694	1.250	0.317	155.8	8:35:58
10	23 E.Zuniga(MEX) R ADAC Formel 4	ADAC Berlin-Brandenburg e.V.(DEU) ADAC Berlin-Brandenburg e.V.	10	1:24.805	1.361	0.111	155.6	8:36:22
11	7 J.Knopp(CZE) R ADAC Formel 4	(T) ADAC Berlin-Brandenburg e.V.(DEU) ADAC Berlin-Brandenburg e.V.	9	1:25.163	1.719	0.358	155.0	8:36:02
12	3 R.Meyuhas(ISR) ADAC Formel 4	R-ACE GP(FRA) R-ACE GP	5	1:25.264	1.820	0.101	154.8	8:30:04
13	18 C.Han(CHI) R ADAC Formel 4	Van Amersfoort Racing(NLD) Van Amersfoort Racing	10	1:25.789	2.345	0.525	153.8	8:35:46

Classification limit: 110% Time: 1:31.788

Subject to final scrutineering!

Publication time:	Clerk of the Course: Ralph Bohnhorst	Timekeeper: Steffen Ruhl
-------------------	--------------------------------------	--------------------------



ADAC Formel 4

Sector List Qualifying 2

Provisional



Motorsportarena Oschersleben, Length: 3667m

Air temperature: 5.81°C

Track temperature: 7.7°C

Weather condition: Dry

DMSB Reg. Nr.: R-11194/20

Saturday, November 7, 2020 8:20:00

Lap Id	Time	SE1	SP1	SE2	SP2	SE3	SP3	TSP	Lap Id	Time	SE1	SP1	SE2	SP2	SE3	SP3	TSP
3	Meyuhas, ISR(#1)								theoretical besttime: 1:25.136								
1 0	4:08.359	3:03.769	148	36.146	161	28.444	162		6 0	1:29.407	31.567	179	32.649	196	25.191	180	213
2 0	1:34.085	35.229	171	32.374	184	26.482	174	175	7 0	1:25.541	31.571	177	29.610	198	24.360	180	211
3 0	1:29.622	32.963	175	31.278	189	25.381	179	206	8 0	1:26.288	31.387	178	30.261	197	24.640	180	212
4 0	1:26.241	31.682	177	29.861	198	24.698	181	212	9 0	1:25.440	31.437	178	29.657	197	24.346	181	212
5 0	1:25.264	31.515	178	29.592	198	24.157	181	213									

4	Bernier, FRA(#1)								theoretical besttime: 1:24.131								
1 0	3:58.436	2:51.935	147	37.394	156	29.107	163		6 0	1:24.604	31.263	179	29.248	200	24.093	182	214
2 0	1:35.584	35.527	160	32.987	177	27.070	173	179	7 0	1:24.417	31.213	177	29.291	200	23.913	182	214
3 0	1:29.085	33.156	175	30.881	196	25.048	181	195	8 0	1:24.213	31.162	178	29.193	200	23.858	182	213
4 0	1:25.898	31.729	178	29.782	200	24.387	181	214	9 0	1:24.164	31.080	179	29.212	199	23.872	182	214
5 0	1:25.024	31.505	178	29.416	200	24.103	182	214									

6	Smal, RUS(#1)								theoretical besttime: 1:24.694								
1 0	4:05.284	3:00.107	158	36.849	147	28.328	170		6 0	1:25.718	31.529	175	29.824	196	24.365	179	211
2 0	1:32.331	34.435	168	31.928	181	25.968	173	173	7 0	1:25.586	31.733	174	29.609	197	24.244	179	210
3 0	1:31.411	32.817	170	32.964	165	25.630	178	198	8 0	1:24.937	31.426	176	29.387	197	24.124	180	211
4 0	1:26.142	31.760	175	29.823	196	24.559	179	210	9 0	1:24.694	31.426	177	29.293	198	23.975	180	212
5 0	1:41.775	43.003	143	33.666	189	25.106	179	211									

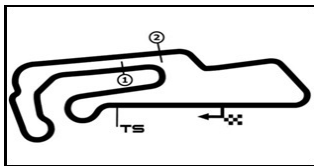
7	Knopp, CZE(#1)								theoretical besttime: 1:25.116								
1 0	4:15.905	3:13.836	133	35.465	165	26.604	152		6 0	1:32.234	31.385	178	33.872	146	26.977	182	213
2 0	1:35.134	34.214	174	32.415	123	28.505	180	187	7 0	1:25.897	31.717	177	29.650	200	24.530	181	213
3 0	1:30.646	32.053	177	31.447	163	27.146	182	212	8 0	1:25.338	31.459	178	29.574	198	24.305	181	213
4 0	1:26.182	31.924	176	29.688	200	24.570	181	213	9 0	1:25.163	31.349	178	29.475	199	24.339	181	213
5 0	1:25.578	31.519	177	29.767	197	24.292	182	213									

17	Edgar, GBR(#1)								theoretical besttime: 1:23.538								
1 0	4:58.130	3:50.596	147	37.872	152	29.662	152		5 0	1:24.502	31.249	180	29.155	201	24.098	183	215
2 0	1:40.265	37.442	154	35.057	154	27.766	154	159	6 0	1:24.264	30.934	180	29.276	202	24.054	183	215
3 0	1:34.600	35.615	136	33.034	164	25.951	183	163	7 0	1:23.902	30.988	179	29.016	202	23.898	183	214
4 0	1:25.390	31.436	179	29.536	201	24.418	183	215	8 0	1:23.538	30.808	179	28.896	201	23.834	183	215

18	Han, CHI(#1)								theoretical besttime: 1:25.762								
1 0	2:14.070	58.080	137	42.731	159	33.259	143		6 0	1:27.133	31.887	177	30.294	199	24.952	181	213
2 0	1:46.075	41.718	139	37.008	190	27.349	177	157	7 0	1:27.245	31.849	177	30.434	198	24.962	180	213
3 0	1:35.119	35.312	167	33.449	194	26.358	181	208	8 0	1:27.062	31.755	177	30.373	197	24.934	181	212
4 0	1:29.890	32.655	177	31.321	198	25.914	181	212	9 0	1:25.896	31.549	178	29.850	199	24.497	180	213
5 0	1:27.517	31.897	177	30.635	198	24.985	181	213	10 0	1:25.789	31.472	179	29.793	199	24.524	180	212

23	Zuniga, MEX(#1)								theoretical besttime: 1:24.767								
1 0	3:06.951	2:09.019	152	31.867	194	26.065	182		6 0	1:24.809	31.306	180	29.285	202	24.218	183	215
2 0	1:26.994	32.276	177	30.007	201	24.711	182	214	7 0	1:37.962	42.255	171	31.053	198	24.654	183	215
3 0	1:39.631	44.009	173	30.780	200	24.842	183	215	8 0	1:25.155	31.530	179	29.396	200	24.229	183	215
4 0	1:25.861	31.763	177	29.642	198	24.456	184	215	9 0	1:24.950	31.329	179	29.423	200	24.198	183	216
5 0	1:25.321	31.513	179	29.484	201	24.324	183	216	10 0	1:24.805	31.284	180	29.305	200	24.216	183	215

29	Dürksen, DEU(#1)								theoretical besttime: 1:24.351								
1 0	4:12.494	3:11.560	148	34.320	187	26.614	175		6 0	1:24.752	31.165	180	29.333	201	24.254	184	215
2 0	1:35.605	33.613	172	33.211	113	28.781	184	203	7 0	1:32.384	35.189	151	31.915	177	25.280	184	209
3 0	1:31.183	31.625	179	32.572	151	26.986	184	215	8 0	1:25.562	31.336	180	29.453	200	24.773	184	215
4 0	1:24.981	31.369	180	29.418	200	24.194	182	215	9		31.268	180	29.799	200			215
5 0	1:24.377	31.191	179	29.207	201	23.979	183	214									



ADAC Formel 4

Sector List Qualifying 2



Provisional

Motorsportarena Oschersleben, Length: 3667m

Air temperature: 5.81°C

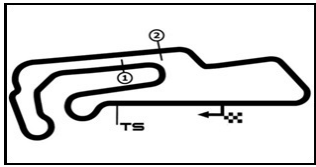
Track temperature: 7.7°C

Weather condition: Dry

DMSB Reg. Nr.: R-11194/20

Saturday, November 7, 2020 8:20:00

Lap Id	Time	SE1	SP1	SE2	SP2	SE3	SP3	TSP	Lap Id	Time	SE1	SP1	SE2	SP2	SE3	SP3	TSP		
52 Crawford, USA(#1)									theoretical besttime: 1:23.425										
1	0	5:23.052	4:17.282	148	37.591	179	28.179	176	5	0	1:23.637	30.845	180	28.975	202	23.817	184	216	
2	0	1:34.093	35.714	155	32.515	193	25.864	183	207	6	0	1:23.444	30.766	180	28.905	203	23.773	184	216
3	0	1:26.147	31.855	178	29.811	201	24.481	184	214	7	0	1:26.034	30.747	180	30.721	172	24.566	184	216
4	0	1:24.234	31.189	180	29.118	202	23.927	184	211	8	0	1:24.104	30.819	180	29.219	200	24.066	184	216
58 Seppänen, FIN(#1)									theoretical besttime: 1:24.371										
1	0	5:05.871	3:58.867	116	37.726	153	29.278	146	5	0	1:24.827	31.313	178	29.440	197	24.074	182	213	
2	0	1:35.411	35.141	173	32.727	186	27.543	159	169	6	0	1:24.718	31.314	178	29.371	198	24.033	182	213
3	0	1:27.714	32.850	160	30.360	193	24.504	182	197	7	0	1:24.751	31.315	178	29.295	198	24.141	181	213
4	0	1:25.082	31.546	178	29.425	198	24.111	182	213	8	0	1:24.371	31.255	177	29.215	198	23.901	181	213
77 Tramnitz, DEU(#1)									theoretical besttime: 1:24.206										
1	0	5:23.301	4:23.261	166	33.669	190	26.371	178	5	0	1:24.484	31.242	179	29.118	198	24.124	182	213	
2	0	1:30.124	34.156	172	30.855	189	25.113	175	206	6	0	1:24.295	31.173	179	29.135	198	23.987	182	213
3	0	1:26.630	32.223	176	29.715	192	24.692	183	202	7	0	1:24.246	31.125	178	29.140	198	23.981	182	213
4	0	1:24.694	31.321	179	29.310	198	24.063	183	214	8	0	1:24.749	31.107	177	29.446	198	24.196	182	213
87 Bearman, GBR(#1)									theoretical besttime: 1:23.770										
1	0	5:08.368	4:03.371	163	36.033	173	28.964	165	5	0	1:24.033	31.080	179	29.068	200	23.885	183	214	
2	0	1:38.341	41.628	170	31.698	187	25.015	182	198	6	0	1:24.160	31.031	179	29.054	200	24.075	184	214
3	0	1:30.342	31.956	176	30.814	171	27.572	183	212	7	0	1:23.778	30.946	179	29.062	200	23.770	183	214
4	0	1:24.574	31.326	177	29.218	199	24.030	183	214	8	0	1:24.080	31.021	178	29.212	199	23.847	181	214
95 Lomko, RUS(#1)									theoretical besttime: 1:24.222										
1	0	5:00.305	3:54.304	133	36.900	159	29.101	162	5	0	1:25.427	31.561	178	29.585	199	24.281	183	213	
2	0	1:33.276	35.204	175	32.047	194	26.025	177	165	6	0	1:24.350	31.128	178	29.288	198	23.934	181	211
3	0	1:27.683	32.574	175	30.481	196	24.628	181	209	7	0	1:24.550	31.187	177	29.402	198	23.961	182	212
4	0	1:25.934	31.650	178	29.832	198	24.452	182	212	8	0	1:24.222	31.126	176	29.265	198	23.831	182	213



ADAC Formel 4

Top speed list Qualifying 2



Provisional

Motorsportarena Oschersleben, Length: 3667m

Air temperature: 5.81°C

Track temperature: 7.7°C

Weather condition: Dry

DMSB Reg. Nr.: R-11194/20

Saturday, November 7, 2020 8:20:00

#	Name (NAT)	Team	Car name	Speed	Lap	Race time
52	Jak Crawford (USA)	Van Amersfoort Racing (NLD)	ADAC Formel 4	216.86	7	12:39.975
23	Erick Zuniga (MEX)	ADAC Berlin-Brandenburg e.V. (DEU)	ADAC Formel 4	216.00	5	7:44.822
29	Joshua Dürksen (DEU)	ADAC Berlin-Brandenburg e.V. (DEU)	ADAC Formel 4	215.56	3	5:53.491
17	Jonny Edgar (GBR)	Van Amersfoort Racing (NLD)	ADAC Formel 4	215.56	4	8:18.379
4	Victor Bernier (FRA)	R-ACE GP (FRA)	ADAC Formel 4	214.71	6	9:59.449
87	Oliver Bearman (GBR)	US Racing (DEU)	ADAC Formel 4	214.71	7	12:35.221
77	Tim Tramnitz (DEU)	US Racing (DEU)	ADAC Formel 4	214.28	4	8:25.470
58	Elias Seppänen (FIN)	US Racing (DEU)	ADAC Formel 4	213.86	5	9:39.515
18	Cenyu Han (CHI)	Van Amersfoort Racing (NLD)	ADAC Formel 4	213.43	5	7:10.604
3	Roeie Meyuhas (ISR)	R-ACE GP (FRA)	ADAC Formel 4	213.43	5	8:43.758
7	Josef Knopp (CZE)	ADAC Berlin-Brandenburg e.V. (DEU)	ADAC Formel 4	213.43	6	10:18.892
95	Vladislav Lomko (RUS)	US Racing (DEU)	ADAC Formel 4	213.43	8	13:46.965
6	Kirill Smal (RUS)	R-ACE GP (FRA)	ADAC Formel 4	212.18	9	14:38.667