

Provisional

Result List

Stewards / Race Management

STEWARD	Achim Loth
STEWARD	Yasin Özer
STEWARD	Wolfram Lehmann
RACE DIRECTOR	Niels Wittich
CLERK OF THE COURSE	Ralph Bohnhorst
TECHNICAL DELEGATE	Erik Wilhelmi
CHIEF TIMEKEEPER	Steffen Ruhl

Weather Start/Finish

AIR	5.8°C
TRACK	7.7°C
CONDITIONS	Dry
PRESSURE	1025 hPa
AIR	5.7°C
TRACK	7.7°C
CONDITIONS	Dry
PRESSURE	1025 hPa

Track Information

GREEN FLAG	8:00:00
CHEQUERED FLAG	8:15:00
SAFETY CAR PHASE	0
FULL COURSE YELLOW PHASE	0
TRACK NAME	Motorsportarena Oschersleben
TRACK LENGTH	3667m
TURN COUNT	14
FASTEST LAP:	#17. EDG - 1:24.068

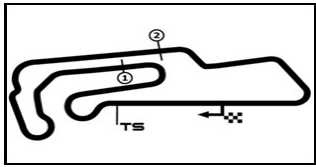
STARTED: 13 CLASSIFIED: 13 NOT CLASSIFIED: 0 DISQUALIFIED: 0

Nr.	Drivers	Team	Lap	Best Time	Gap	Diff	Kph	Day Time
Cl.	Car	Competitor						
1	17 J.Edgar(GBR) ADAC Formel 4	(T) Van Amersfoort Racing(NLD) Van Amersfoort Racing	8	1:24.068			157.0	8:15:29
2	52 J.Crawford(USA) ADAC Formel 4	(T) Van Amersfoort Racing(NLD) Van Amersfoort Racing	8	1:24.095	0.027	0.027	156.9	8:15:43
3	4 V.Bernier(FRA) ADAC Formel 4	(T) R-ACE GP(FRA) R-ACE GP	8	1:24.387	0.319	0.292	156.4	8:13:31
4	29 J.Dürksen(DEU) ADAC Formel 4	(T) ADAC Berlin-Brandenburg e.V.(DEU) ADAC Berlin-Brandenburg e.V.	8	1:24.517	0.449	0.130	156.1	8:13:22
5	77 T.Tramnitz(DEU) R ADAC Formel 4	(T) US Racing(DEU) US Racing	8	1:24.543	0.475	0.026	156.1	8:14:09
6	58 E.Seppänen(FIN) ADAC Formel 4	(T) US Racing(DEU) US Racing	8	1:24.544	0.476	0.001	156.1	8:13:46
7	87 O.Bearman(GBR) R ADAC Formel 4	US Racing(DEU) US Racing	9	1:24.555	0.487	0.011	156.1	8:15:27
8	95 V.Lomko(RUS) R ADAC Formel 4	US Racing(DEU) US Racing	9	1:24.770	0.702	0.215	155.7	8:15:20
9	7 J.Knopp(CZE) R ADAC Formel 4	(T) ADAC Berlin-Brandenburg e.V.(DEU) ADAC Berlin-Brandenburg e.V.	8	1:25.319	1.251	0.549	154.7	8:13:27
10	3 R.Meyuhas(ISR) ADAC Formel 4	R-ACE GP(FRA) R-ACE GP	9	1:25.380	1.312	0.061	154.6	8:15:09
11	23 E.Zuniga(MEX) R ADAC Formel 4	ADAC Berlin-Brandenburg e.V.(DEU) ADAC Berlin-Brandenburg e.V.	10	1:25.569	1.501	0.189	154.2	8:16:10
12	6 K.Smal(RUS) R ADAC Formel 4	(T) R-ACE GP(FRA) R-ACE GP	9	1:25.757	1.689	0.188	153.9	8:15:04
13	18 C.Han(CHI) R ADAC Formel 4	Van Amersfoort Racing(NLD) Van Amersfoort Racing	8	1:27.128	3.060	1.371	151.5	8:13:16

Classification limit: 110% Time: 1:32.474

Subject to final scrutineering!

Publication time:	Clerk of the Course: Ralph Bohnhorst	Timekeeper: Steffen Ruhl
-------------------	--------------------------------------	--------------------------



ADAC Formel 4

Top speed list Qualifying 1



Provisional

Motorsportarena Oschersleben, Length: 3667m

Air temperature: 5.74°C

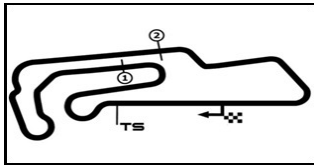
Track temperature: 7.7°C

Weather condition: Dry

DMSB Reg. Nr.: R-11194/20

Saturday, November 7, 2020 8:00:00

#	Name (NAT)	Team	Car name	Speed	Lap	Race time
29	Joshua Dürksen (DEU)	ADAC Berlin-Brandenburg e.V. (DEU)	ADAC Formel 4	214.71	6	9:00.866
17	Jonny Edgar (GBR)	Van Amersfoort Racing (NLD)	ADAC Formel 4	214.71	8	14:09.551
4	Victor Bernier (FRA)	R-ACE GP (FRA)	ADAC Formel 4	214.28	9	13:36.394
52	Jak Crawford (USA)	Van Amersfoort Racing (NLD)	ADAC Formel 4	213.86	6	11:35.380
23	Erick Zuniga (MEX)	ADAC Berlin-Brandenburg e.V. (DEU)	ADAC Formel 4	213.86	9	13:14.394
58	Elias Seppänen (FIN)	US Racing (DEU)	ADAC Formel 4	213.01	7	11:01.907
95	Vladislav Lomko (RUS)	US Racing (DEU)	ADAC Formel 4	212.59	4	6:50.584
87	Oliver Bearman (GBR)	US Racing (DEU)	ADAC Formel 4	212.59	4	6:56.408
77	Tim Tramnitz (DEU)	US Racing (DEU)	ADAC Formel 4	212.59	5	8:28.582
18	Cenyu Han (CHI)	Van Amersfoort Racing (NLD)	ADAC Formel 4	212.18	9	13:21.134
7	Josef Knopp (CZE)	ADAC Berlin-Brandenburg e.V. (DEU)	ADAC Formel 4	212.18	9	13:32.395
3	Roeey Meyuhas (ISR)	R-ACE GP (FRA)	ADAC Formel 4	211.76	9	13:48.664
6	Kirill Smal (RUS)	R-ACE GP (FRA)	ADAC Formel 4	210.52	4	6:30.748



ADAC Formel 4

Sector List Qualifying 1

Provisional



Motorsportarena Oschersleben, Length: 3667m

Air temperature: 5.74°C

Track temperature: 7.7°C

Weather condition: Dry

DMSB Reg. Nr.: R-11194/20

Saturday, November 7, 2020 8:00:00

Lap Id	Time	SE1	SP1	SE2	SP2	SE3	SP3	TSP	Lap Id	Time	SE1	SP1	SE2	SP2	SE3	SP3	TSP	
3 Meyuhas, ISR(#1)									theoretical besttime: 1:25.376									
1	0	3:18.102	2:08.702	134	39.097	144	30.303	153	6	0	1:27.076	32.046	175	30.244	198	24.786	179	210
2	0	1:38.126	37.345	151	33.696	176	27.085	174	7	0	1:26.075	31.709	177	29.749	198	24.617	179	210
3	0	1:31.454	33.742	171	32.025	188	25.687	178	8	0	1:25.734	31.658	177	29.600	198	24.476	180	210
4	0	1:28.452	32.534	175	30.647	196	25.271	178	9	0	1:25.380	31.480	177	29.604	197	24.296	179	211
5	0	1:28.148	32.148	176	30.298	198	25.702	178	210									

4 Bernier, FRA(#1)									theoretical besttime: 1:24.239										
1	0	3:11.762	2:01.736	136	38.984	147	31.042	152	6	0	1:25.218	31.551	176	29.444	201	24.223	181	213	
2	0	1:38.477	37.282	153	34.159	165	27.036	176	7	0	1:24.793	31.394	177	29.261	201	24.138	180	213	
3	0	1:32.843	34.684	155	32.420	163	25.739	180	8	0	1:24.387	31.270	178	29.232	201	23.885	181	213	
4	0	1:27.398	32.354	177	30.109	200	24.935	181	9	0	1:24.411	31.122	178	29.266	200	24.023	181	214	
5	0	1:26.073	31.896	175	29.702	201	24.475	181	213	10	0	1:24.651	31.162	178	29.574	199	23.915	180	213

6 Smal, RUS(#1)									theoretical besttime: 1:25.508										
1	0	3:16.500	2:07.475	125	39.158	136	29.867	168	6	0	1:26.054	31.887	174	29.727	198	24.440	178	210	
2	0	1:37.154	36.859	165	33.190	183	27.105	169	7	0	1:26.007	31.548	175	29.539	197	24.920	178	210	
3	0	1:31.552	34.174	169	31.585	188	25.793	178	8	0	1:25.860	31.529	175	29.856	197	24.475	177	209	
4	0	1:28.174	32.409	173	30.654	197	25.111	177	210	9	0	1:25.757	31.657	174	29.589	197	24.511	177	210
5	0	1:26.832	32.128	173	30.013	198	24.691	178	210										

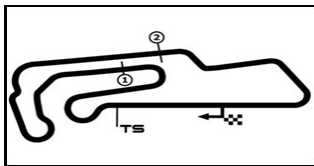
7 Knopp, CZE(#1)									theoretical besttime: 1:25.319										
1	0	3:07.065	1:56.911	117	40.150	139	30.004	148	6	0	1:27.016	31.888	173	30.321	199	24.807	180	211	
2	0	1:36.866	37.105	164	33.260	167	26.501	152	7	0	1:25.838	31.823	176	29.619	200	24.396	180	211	
3	0	1:31.426	34.402	171	31.433	195	25.591	179	8	0	1:25.319	31.427	179	29.521	200	24.371	180	211	
4	0	1:27.348	32.241	175	30.207	198	24.900	180	209	9	0	1:25.574	31.435	177	29.663	199	24.476	180	212
5	0	1:26.035	31.751	176	29.707	200	24.577	180	210	10	0	1:58.696	40.193	173	32.105	196	46.398	55	211

17 Edgar, GBR(#1)									theoretical besttime: 1:24.068										
1	0	4:58.775	3:44.858	138	40.953	140	32.964	156	5	0	1:25.649	31.533	178	29.570	201	24.546	182	213	
2	0	1:44.519	38.545	140	37.148	150	28.826	146	162	6	0	1:24.826	31.208	178	29.261	202	24.357	183	213
3	0	1:38.436	36.942	146	33.208	147	28.286	181	144	7	0	1:24.378	31.055	179	29.156	202	24.167	183	214
4	0	1:27.563	32.383	177	30.161	199	25.019	181	213	8	0	1:24.068	30.945	180	29.118	203	24.005	183	214

18 Han, CHI(#1)									theoretical besttime: 1:26.690										
1	0	2:17.356	58.479	134	45.069	142	33.808	149	6	0	1:27.465	32.282	175	30.214	199	24.969	180	211	
2	0	1:51.544	39.268	155	40.444	122	31.832	159	168	7	0	1:28.467	31.935	172	30.525	199	26.007	167	211
3	0	1:44.200	39.058	157	36.439	137	28.703	177	156	8	0	1:27.128	32.061	176	30.292	199	24.775	180	206
4	0	1:30.662	33.235	174	31.583	198	25.844	178	210	9	0	1:30.052	33.980	132	31.233	199	24.839	180	212
5	0	1:28.822	32.611	175	30.942	198	25.269	178	210	10	0	1:51.544	31.701	176	34.143	194	45.700	56	210

23 Zuniga, MEX(#1)									theoretical besttime: 1:25.569										
1	0	2:15.681	56.005	125	45.413	127	34.263	142	6	0	1:26.886	32.114	177	29.922	201	24.850	181	213	
2	0	1:50.233	38.766	149	40.115	117	31.352	136	162	7	0	1:26.455	32.103	177	29.726	200	24.626	181	209
3	0	1:45.287	39.870	145	36.884	133	28.533	179	144	8	0	1:25.718	31.758	178	29.520	201	24.440	182	213
4	0	1:30.212	33.445	174	31.020	199	25.747	179	212	9	0	1:35.132	39.268	153	31.154	200	24.710	181	213
5	0	1:28.492	32.504	176	30.792	199	25.196	181	211	10	0	1:25.569	31.712	178	29.498	201	24.359	181	213

29 Dürksen, DEU(#1)									theoretical besttime: 1:24.321										
1	0	2:59.833	1:52.969	133	38.059	149	28.805	152	6	0	1:37.309	32.646	109	36.326	175	28.337	182	214	
2	0	1:36.369	36.430	172	32.881	140	27.058	177	149	7	0	1:24.606	31.486	179	29.145	202	23.975	181	213
3	0	1:28.446	33.146	174	30.397	180	24.903	181	203	8	0	1:24.517	31.201	179	29.202	202	24.114	182	213
4	0	1:25.967	31.740	178	29.596	202	24.631	183	213	9	0	1:35.697	31.219	179	29.237	195	35.241	182	214
5	0	1:24.828	31.404	179	29.339	203	24.085	182	214	10	0	1:48.692	31.492	179	29.331	201	47.869	50	213



ADAC Formel 4

Sector List Qualifying 1



Provisional

Motorsportarena Oschersleben, Length: 3667m

Air temperature: 5.74°C

Track temperature: 7.7°C

Weather condition: Dry

DMSB Reg. Nr.: R-11194/20

Saturday, November 7, 2020 8:00:00

Lap Id	Time	SE1	SP1	SE2	SP2	SE3	SP3	TSP	Lap Id	Time	SE1	SP1	SE2	SP2	SE3	SP3	TSP		
52 Crawford, USA(#1)									theoretical besttime: 1:24.095										
1	0	5:28.349	4:17.728	149	39.805	148	30.816	162	5	0	1:25.178	31.443	178	29.466	201	24.269	182	213	
2	0	1:39.000	37.037	147	34.440	191	27.523	175	172	6	0	1:24.441	31.168	178	29.172	201	24.101	182	213
3	0	1:31.215	33.653	173	31.871	193	25.691	180	206	7	0	1:24.544	31.074	178	29.434	200	24.036	182	213
4	0	1:26.208	31.906	177	29.795	201	24.507	182	212	8	0	1:24.095	30.942	179	29.164	201	23.989	182	213
58 Seppänen, FIN(#1)									theoretical besttime: 1:24.544										
1	0	3:28.875	2:13.189	100	44.531	136	31.155	139	6	0	1:25.261	31.501	176	29.466	200	24.294	181	212	
2	0	1:38.969	37.988	141	34.297	156	26.684	173	171	7	0	1:24.975	31.441	177	29.411	199	24.123	181	213
3	0	1:30.178	33.041	172	32.039	189	25.098	181	204	8	0	1:24.544	31.228	178	29.247	199	24.069	181	213
4	0	1:27.020	32.003	175	30.316	198	24.701	180	211	9	0	1:45.202	31.253	175	29.307	199	44.642	53	213
5	0	1:26.135	32.095	176	29.703	199	24.337	181	212										
77 Tramnitz, DEU(#1)									theoretical besttime: 1:24.528										
1	0	3:41.349	2:38.455	163	35.542	185	27.352	174	6	0	1:25.046	31.437	176	29.388	199	24.221	181	211	
2	0	1:41.783	34.288	170	40.712	141	26.783	178	202	7	0	1:24.641	31.290	177	29.266	199	24.085	181	211
3	0	1:33.520	34.035	153	34.161	189	25.324	180	204	8	0	1:24.543	31.295	177	29.153	199	24.095	181	212
4	0	1:26.463	32.003	176	29.798	198	24.662	182	211	9	0	1:24.656	31.313	178	29.209	198	24.134	181	212
5	0	1:30.957	31.585	178	34.778	185	24.594	181	212										
87 Bearman, GBR(#1)									theoretical besttime: 1:24.363										
1	0	3:29.942	2:24.616	162	36.403	160	28.923	117	6	0	1:27.634	31.847	175	31.162	198	24.625	181	211	
2	0	1:48.423	42.859	146	38.834	187	26.730	161	159	7	0	1:24.605	31.304	178	29.307	199	23.994	181	211
3	0	1:32.592	36.353	167	31.071	188	25.168	182	179	8	0	1:27.550	31.131	178	31.270	192	25.149	181	211
4	0	1:26.275	31.864	176	29.874	194	24.537	181	212	9	0	1:24.555	31.271	177	29.238	198	24.046	181	212
5	0	1:25.505	31.605	172	29.625	199	24.275	181	212										
95 Lomko, RUS(#1)									theoretical besttime: 1:24.770										
1	0	3:29.469	2:19.069	127	40.291	141	30.109	144	6	0	1:25.507	31.474	177	29.668	200	24.365	180	212	
2	0	1:44.509	40.175	127	36.690	150	27.644	164	152	7	0	1:25.014	31.301	177	29.450	200	24.263	179	212
3	0	1:31.136	33.867	173	31.462	192	25.807	181	191	8	0	1:25.140	31.394	178	29.508	200	24.238	181	210
4	0	1:27.419	32.164	175	30.307	200	24.948	180	212	9	0	1:24.770	31.292	176	29.378	199	24.100	180	212
5	0	1:26.404	31.740	177	29.975	200	24.689	180	212										