

Provisional

Result List

Stewards / Race Management

STEWARD	Achim Loth
STEWARD	Yasin Özer
STEWARD	Wolfram Lehmann
RACE DIRECTOR	Niels Wittich
CLERK OF THE COURSE	Ralph Bohnhorst
TECHNICAL DELEGATE	Erik Wilhelmi
CHIEF TIMEKEEPER	Steffen Ruhl

Weather Start/Finish

AIR	10.4°C
TRACK	9.3°C
CONDITIONS	Dry
PRESSURE	1025 hPa
AIR	10.4°C
TRACK	8.9°C
CONDITIONS	Dry
PRESSURE	1025 hPa

Track Information

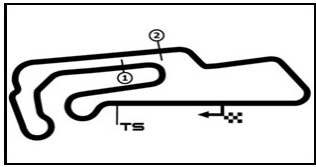
GREEN FLAG	14:45:00
CHEQUERED FLAG	15:09:13
SAFETY CAR PHASE	0
FULL COURSE YELLOW PHASE	0
TRACK NAME	Motorsportarena Oschersleben
TRACK LENGTH	3667m
TURN COUNT	14
FASTEST LAP:	#17. EDG - 1:24.034

STARTED: 13 CLASSIFIED: 13 NOT CLASSIFIED: 0 DISQUALIFIED: 0

Nr.	Drivers	Team	Lap	Best Time	Gap	Diff	Kph	Day Time
Cl.	Car	Competitor						
1	17 J.Edgar(GBR) ADAC Formel 4	(T) Van Amersfoort Racing(NLD) Van Amersfoort Racing	8	1:24.034			157.0	14:58:23
2	4 V.Bernier(FRA) ADAC Formel 4	(T) R-ACE GP(FRA) R-ACE GP	9	1:24.392	0.358	0.358	156.4	14:58:28
3	52 J.Crawford(USA) ADAC Formel 4	(T) Van Amersfoort Racing(NLD) Van Amersfoort Racing	9	1:24.490	0.456	0.098	156.2	14:59:37
4	29 J.Dürksen(DEU) ADAC Formel 4	(T) ADAC Berlin-Brandenburg e.V.(DEU) ADAC Berlin-Brandenburg e.V.	6	1:24.587	0.553	0.097	156.0	14:54:32
5	77 T.Tramnitz(DEU) R ADAC Formel 4	(T) US Racing(DEU) US Racing	7	1:24.631	0.597	0.044	155.9	14:57:19
6	58 E.Seppänen(FIN) ADAC Formel 4	(T) US Racing(DEU) US Racing	8	1:24.671	0.637	0.040	155.9	14:58:03
7	87 O.Bearman(GBR) R ADAC Formel 4	US Racing(DEU) US Racing	8	1:24.799	0.765	0.128	155.6	14:58:17
8	95 V.Lomko(RUS) R ADAC Formel 4	US Racing(DEU) US Racing	8	1:24.824	0.790	0.025	155.6	14:58:32
9	6 K.Smal(RUS) R ADAC Formel 4	(T) R-ACE GP(FRA) R-ACE GP	8	1:25.418	1.384	0.594	154.5	14:57:12
10	7 J.Knopp(CZE) R ADAC Formel 4	(T) ADAC Berlin-Brandenburg e.V.(DEU) ADAC Berlin-Brandenburg e.V.	13	1:25.682	1.648	0.264	154.0	15:08:45
11	23 E.Zuniga(MEX) R ADAC Formel 4	ADAC Berlin-Brandenburg e.V.(DEU) ADAC Berlin-Brandenburg e.V.	7	1:26.665	2.631	0.983	152.3	14:56:29
12	3 R.Meyuhas(ISR) ADAC Formel 4	R-ACE GP(FRA) R-ACE GP	7	1:27.127	3.093	0.462	151.5	14:55:57
13	18 C.Han(CHN) R ADAC Formel 4	Van Amersfoort Racing(NLD) Van Amersfoort Racing	11	1:27.977	3.943	0.850	150.0	15:08:32

Subject to final scrutineering!

Publication time:	Clerk of the Course: Ralph Bohnhorst	Timekeeper: Steffen Ruhl
-------------------	--------------------------------------	--------------------------



ADAC Formel 4

Sector List Free Practice 2



Provisional

Motorsportarena Oschersleben, Length: 3667m
 Air temperature: 10.38°C
 Track temperature: 8.8°C
 Weather condition: Dry

DMSB Reg. Nr.: R-11194/20

Friday, November 6, 2020 14:45:00

Lap Id	Time	SE1	SP1	SE2	SP2	SE3	SP3	TSP	Lap Id	Time	SE1	SP1	SE2	SP2	SE3	SP3	TSP		
3 Meyuhas, ISR(#1)									theoretical besttime: 1:26.921										
1	0	1:55.691	50.116	151	36.597	159	28.978	171	7	0	1:27.127	32.122	174	30.100	200	24.905	177	208	
2	0	1:38.469	37.513	168	32.984	156	27.972	173	141	8	0	1:27.156	32.140	174	30.138	199	24.878	175	206
3	0	1:30.982	33.596	172	31.238	198	26.148	177	204	9	0	1:46.575	32.172	174	29.921	199	44.482	54	206
4	0	1:28.618	32.599	174	30.348	199	25.671	176	206	10	0	7:48.407	6:42.117	143	38.108	168	28.182	171	
5	0	1:28.244	32.330	173	30.631	199	25.283	177	207	11	0	1:32.894	34.482	169	31.969	197	26.443	164	202
6	0	1:27.969	32.248	174	30.415	184	25.306	177	207	12	0	2:22.593	33.247	174	41.796	83	1:07.550	54	201

4 Bernier, FRA(#1)									theoretical besttime: 1:24.392										
1	0	1:54.238	47.668	143	37.349	160	29.221	153	8	0	1:26.444	31.382	176	30.697	205	24.365	180	210	
2	0	1:34.087	35.914	165	32.385	180	25.788	176	171	9	0	1:24.392	31.150	175	29.226	202	24.016	179	210
3	0	1:27.465	32.605	174	30.106	201	24.754	179	207	10	0	1:44.006	31.190	176	29.237	203	43.579	56	210
4	0	1:26.014	31.873	175	29.719	202	24.422	179	209	11	0	5:52.175	4:47.953	135	36.223	161	27.999	167	
5	0	1:25.372	31.590	174	29.528	203	24.254	179	210	12	0	1:33.201	35.348	151	32.427	173	25.426	179	176
6	0	1:24.736	31.281	175	29.382	203	24.073	179	210	13			31.847	175				209	
7	0	1:24.647	31.230	175	29.311	203	24.106	179	206										

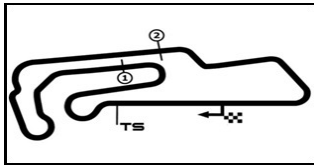
6 Smal, RUS(#1)									theoretical besttime: 1:25.222										
1	0	1:55.210	49.313	147	36.882	152	29.015	161	8	0	1:25.418	31.652	173	29.487	199	24.279	176	204	
2	0	1:36.159	36.710	167	33.219	181	26.230	174	148	9	0	1:57.498	39.850	169	31.613	194	46.035	54	206
3	0	1:29.455	32.875	172	31.093	197	25.487	174	203	10	0	5:32.707	4:27.482	141	36.495	145	28.730	170	
4	0	1:27.684	32.372	172	30.310	198	25.002	175	204	11	0	1:33.334	35.175	168	32.408	186	25.751	175	171
5	0	1:26.599	32.039	173	30.073	198	24.487	177	205	12	0	1:36.620	40.324	166	31.070	191	25.226	175	206
6	0	1:25.828	31.726	173	29.785	198	24.317	176	206	13	0	1:26.304	32.025	173	29.833	199	24.446	176	205
7	0	1:25.592	31.456	174	29.586	199	24.550	172	206	14			1:08.610	68	1:06.377	70		66	

7 Knopp, CZE(#1)									theoretical besttime: 1:25.458										
1	0	2:31.869	1:28.928	152	35.164	167	27.777	168	8	0	1:45.137	31.759	174	29.497	201	43.881	55	208	
2	0	1:30.625	33.910	172	31.163	198	25.552	175	201	9	0	4:52.166	3:46.976	135	37.794	158	27.396	173	
3	0	1:27.549	32.594	175	30.047	201	24.908	178	205	10	0	1:31.644	34.353	170	31.638	192	25.653	177	202
4	0	1:26.367	31.906	174	29.828	201	24.633	178	208	11	0	1:29.210	33.013	174	30.413	198	25.784	176	207
5	0	1:26.223	31.855	175	29.709	200	24.659	178	208	12	0	1:26.896	32.237	175	29.863	202	24.796	178	207
6	0	1:25.823	31.894	175	29.486	201	24.443	177	207	13	0	1:25.682	31.763	175	29.533	203	24.386	179	208
7	0	1:25.824	31.639	175	29.715	201	24.470	178	207	14	0	2:59.920	31.586	175	1:05.531	59	1:22.803	43	209

17 Edgar, GBR(#1)									theoretical besttime: 1:24.034										
1	0	2:08.860	1:00.941	151	38.448	150	29.471	158	8	0	1:24.034	31.037	177	29.080	204	23.917	180	210	
2	0	2:04.242	36.906	154	33.974	167	53.362	45	164	9	0	1:24.184	31.042	176	29.094	204	24.048	180	210
3	0	2:05.026	1:07.496	147	32.278	168	25.252	180		10	0	1:44.873	31.231	177	29.202	204	44.440	54	209
4	0	1:26.802	32.017	176	30.169	203	24.616	180	210	11	0	5:30.826	4:23.438	138	38.435	155	28.953	152	
5	0	1:25.051	31.456	177	29.324	204	24.271	180	210	12	0	1:36.491	36.418	155	33.484	162	26.589	156	164
6	0	1:24.773	31.239	176	29.101	206	24.433	180	211	13	0	2:40.518	34.350	155	58.260	67	1:07.908	48	166
7	0	1:24.324	31.112	177	29.132	204	24.080	180	210										

18 Han, CHI(#1)									theoretical besttime: 1:27.643										
1	0	2:46.982	1:29.613	115	45.521	158	31.848	155	7	0	1:28.625	32.533	174	30.874	200	25.218	179	210	
2	0	1:44.159	38.264	152	36.693	189	29.202	171	171	8	0	2:05.162	32.294	172	42.671	193	50.197	53	209
3	0	1:33.445	34.664	170	32.558	194	26.223	175	200	9	0	6:25.866	5:24.016	157	35.347	191	26.503	172	
4	0	1:30.489	33.274	173	31.301	198	25.914	175	193	10	0	1:29.066	32.759	172	30.928	201	25.379	178	206
5	0	1:30.098	32.847	173	31.728	198	25.523	175	206	11	0	1:27.977	32.042	173	30.383	202	25.552	176	208
6	0	1:30.019	33.065	171	31.217	199	25.737	177	207	12	0	2:21.663	32.139	173	40.070	76	1:09.454	55	208

23 Zuniga, MEX(#1)									theoretical besttime: 1:26.616										
1	0	2:12.129	1:04.313	138	38.362	135	29.454	170	8	0	1:47.482	32.069	175	29.813	203	45.600	55	210	
2	0	1:36.058	35.746	168	34.037	145	26.275	179	179	9	0	4:19.780	3:09.700	137	39.657	141	30.423	156	
3	0	1:28.815	32.741	172	30.485	202	25.589	179	210	10	0	1:38.919	37.175	152	34.879	169	26.865	177	174
4	0	1:27.430	32.273	174	30.152	202	25.005	180	209	11	0	1:39.089	36.027	149	32.546	165	30.516	177	178
5	0	1:39.916	41.472	171	32.918	161	25.526	180	210	12	0	1:28.076	32.618	175	30.427	202	25.031	180	210
6	0	1:37.488	40.875	172	31.018	193	25.595	178	211	13	0	1:26.766	32.073	175	29.880	205	24.813	180	211
7	0	1:26.665	32.063	175	29.862	203	24.740	180	209	14	0	3:07.181	32.082	137	1:18.595	52	1:16.504	53	210



ADAC Formel 4

Sector List Free Practice 2



Provisional

Motorsportarena Oschersleben, Length: 3667m
 Air temperature: 10.38°C
 Track temperature: 8.8°C
 Weather condition: Dry

DMSB Reg. Nr.: R-11194/20

Friday, November 6, 2020 14:45:00

Lap Id	Time	SE1	SP1	SE2	SP2	SE3	SP3	TSP	Lap Id	Time	SE1	SP1	SE2	SP2	SE3	SP3	TSP
--------	------	-----	-----	-----	-----	-----	-----	-----	--------	------	-----	-----	-----	-----	-----	-----	-----

29 Dürksen, DEU(#1)

theoretical besttime: 1:24.466

1	0	2:15.737	1:12.208	138	36.555	141	26.974	173	8	0	1:24.782	31.382	177	29.205	204	24.195	180	210
2	0	1:30.793	33.803	166	31.719	197	25.271	180	9	0	1:43.958	31.436	177	29.114	204	43.408	55	210
3	0	1:26.078	31.928	175	29.663	204	24.487	180	10	0	5:56.906	4:53.511	134	36.040	158	27.355	175	
4	0	1:29.673	31.420	177	29.633	188	28.620	181	11	0	1:31.448	34.354	168	31.328	192	25.766	172	203
5	0	1:24.670	31.328	177	29.184	204	24.158	181	12	0	1:28.587	32.497	173	31.032	143	25.058	180	204
6	0	1:24.587	31.216	177	29.235	204	24.136	181	13	0	2:04.909	31.664	177	30.048	163	1:03.197	54	210
7	0	1:37.217	40.992	174	30.589	184	25.636	180										

52 Crawford, USA(#1)

theoretical besttime: 1:24.453

1	0	2:46.374	1:32.788	154	41.813	161	31.773	156	8	0	1:24.621	31.146	176	29.334	203	24.141	179	209
2	0	1:43.900	37.774	147	36.995	187	29.131	173	9	0	1:24.490	31.133	176	29.221	203	24.136	180	208
3	0	1:31.791	33.888	167	32.127	196	25.776	178	10	0	1:46.148	31.129	176	29.188	202	45.831	50	209
4	0	1:27.820	32.260	174	30.616	200	24.944	178	11	0	5:24.908	4:17.920	151	36.333	172	30.655	169	
5	0	1:26.937	31.874	174	30.076	201	24.987	178	12	0	1:36.091	35.586	162	33.927	197	26.578	176	184
6	0	1:25.881	31.663	175	29.741	202	24.477	179	13	0	2:24.351	32.820	173	42.092	60	1:09.439	48	205
7	0	1:24.879	31.284	177	29.338	203	24.257	180										

58 Seppänen, FIN(#1)

theoretical besttime: 1:24.671

1	0	2:26.369	52.561	123	38.856	168	54.952	42	8	0	1:24.671	31.387	175	29.228	201	24.056	178	208
2	0	2:02.822	1:05.110	170	31.690	194	26.022	176	9	0	1:45.629	31.388	175	29.818	201	44.423	53	208
3	0	1:27.509	32.652	173	30.141	199	24.716	178	10	0	5:08.616	4:06.508	166	34.636	193	27.472	172	
4	0	1:26.332	31.990	173	29.861	201	24.481	179	11	0	1:30.378	33.591	172	31.482	195	25.305	175	204
5	0	1:25.286	31.731	174	29.427	201	24.128	179	12	0	1:26.897	32.340	173	30.036	199	24.521	179	203
6	0	1:25.009	31.509	175	29.358	201	24.142	179	13	0	1:35.327	31.819	175	32.171	168	31.337	79	210
7	0	1:24.806	31.491	175	29.241	201	24.074	178	14			1:00.476	77	1:03.860	69			79

77 Tramnitz, DEU(#1)

theoretical besttime: 1:24.558

1	0	2:34.871	58.602	153	39.257	162	57.012	52	7	0	1:24.631	31.369	176	29.141	202	24.121	179	209
2	0	2:34.552	1:34.942	169	33.604	167	26.006	175	8	0	1:45.653	31.296	175	29.440	201	44.917	54	209
3	0	1:27.488	32.740	172	30.049	198	24.699	178	9	0	6:18.578	5:18.143	166	33.379	193	27.056	173	
4	0	1:26.057	31.920	174	29.729	201	24.408	180	10	0	1:30.036	33.342	172	31.475	195	25.219	175	201
5	0	1:26.079	31.572	174	29.967	202	24.540	179	11	0	1:27.297	32.192	175	30.497	194	24.608	179	199
6	0	1:25.087	31.524	175	29.425	200	24.138	179	12	0	2:04.420	31.426	175	31.138	98	1:01.856	53	210

87 Bearman, GBR(#1)

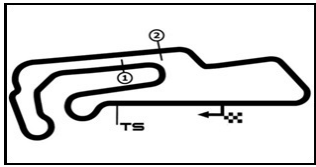
theoretical besttime: 1:24.680

1	0	2:31.802	55.811	162	40.021	179	55.970	49	8	0	1:24.799	31.296	175	29.268	199	24.235	178	207
2	0	2:04.702	1:08.130	166	31.208	192	25.364	173	9	0	1:49.168	31.363	174	31.615	198	46.190	52	206
3	0	1:28.166	32.416	174	30.541	200	25.209	179	10	0	5:18.435	4:18.574	165	33.356	191	26.505	171	
4	0	1:26.152	31.966	174	29.661	200	24.525	179	11	0	1:33.021	33.241	170	32.992	190	26.788	175	198
5	0	1:30.479	31.506	176	33.909	176	25.064	177	12	0	1:30.970	32.215	172	30.728	126	28.027	179	200
6	0	1:25.682	31.685	175	29.708	200	24.289	178	13	0	2:20.690	31.522	175	42.794	65	1:06.374	46	208
7	0	1:24.851	31.389	175	29.346	201	24.116	178										

95 Lomko, RUS(#1)

theoretical besttime: 1:24.739

1	0	2:33.328	58.295	146	38.990	162	56.043	52	7	0	1:25.106	31.578	176	29.333	203	24.195	178	208
2	0	2:19.845	1:20.951	162	32.756	182	26.138	177	8	0	1:24.824	31.379	176	29.302	203	24.143	178	209
3	0	1:30.620	32.989	172	31.646	156	25.985	177	9	0	1:45.339	31.294	176	29.442	202	44.603	56	209
4	0	1:26.944	32.182	174	29.974	201	24.788	178	10	0	5:24.049	3:58.597	132	37.999	168	47.453	55	
5	0	1:25.931	31.730	175	29.654	202	24.547	178	11	0	3:25.841	2:28.704	159	32.002	194	25.135	176	
6	0	1:25.256	31.570	175	29.375	203	24.311	178	12	0	2:52.073	47.647	76	1:01.823	75	1:02.603	55	205



ADAC Formel 4

Top speed list Free Practice 2



Provisional

Motorsportarena Oschersleben, Length: 3667m

Air temperature: 10.38°C

Track temperature: 8.8°C

Weather condition: Dry

DMSB Reg. Nr.: R-11194/20

Friday, November 6, 2020 14:45:00

#	Name (NAT)	Team	Car name	Speed	Lap	Race time
29	Joshua Dürksen (DEU)	ADAC Berlin-Brandenburg e.V. (DEU)	ADAC Formel 4	212.18	7	9:37.013
17	Jonny Edgar (GBR)	Van Amersfoort Racing (NLD)	ADAC Formel 4	211.76	6	9:15.462
23	Erick Zuniga (MEX)	ADAC Berlin-Brandenburg e.V. (DEU)	ADAC Formel 4	211.35	6	8:29.845
4	Victor Bernier (FRA)	R-ACE GP (FRA)	ADAC Formel 4	210.93	9	12:08.512
58	Elias Seppänen (FIN)	US Racing (DEU)	ADAC Formel 4	210.93	13	22:59.843
18	Cenyu Han (CHI)	Van Amersfoort Racing (NLD)	ADAC Formel 4	210.52	7	10:40.740
77	Tim Tramnitz (DEU)	US Racing (DEU)	ADAC Formel 4	210.11	5	8:08.492
95	Vladislav Lomko (RUS)	US Racing (DEU)	ADAC Formel 4	209.70	5	7:56.276
87	Oliver Bearman (GBR)	US Racing (DEU)	ADAC Formel 4	209.30	5	7:36.361
52	Jak Crawford (USA)	Van Amersfoort Racing (NLD)	ADAC Formel 4	209.30	7	10:28.245
7	Josef Knopp (CZE)	ADAC Berlin-Brandenburg e.V. (DEU)	ADAC Formel 4	209.30	14	23:50.556
3	Roeey Meyuhas (ISR)	R-ACE GP (FRA)	ADAC Formel 4	208.09	7	9:35.556
6	Kirill Smal (RUS)	R-ACE GP (FRA)	ADAC Formel 4	206.89	6	8:00.710