

Provisional

Result List

Stewards / Race Management

STEWARD	Achim Loth
STEWARD	Yasin Özer
STEWARD	Wolfram Lehmann
RACE DIRECTOR	Niels Wittich
CLERK OF THE COURSE	Ralph Bohnhorst
TECHNICAL DELEGATE	Tim Zessack
CHIEF TIMEKEEPER	Steffen Ruhl

Weather Start/Finish

AIR	10.0°C
TRACK	9.2°C
CONDITIONS	Wet
PRESSURE	1025 hPa
AIR	10.4°C
TRACK	9.6°C
CONDITIONS	Wet
PRESSURE	1025 hPa

Track Information

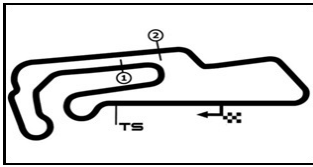
GREEN FLAG	10:15:00
CHEQUERED FLAG	10:45:01
SAFETY CAR PHASE	0
FULL COURSE YELLOW PHASE	0
TRACK NAME	Motorsportarena Oschersleben
TRACK LENGTH	3667m
TURN COUNT	14
FASTEST LAP:	#26. FEL - 1:25.026

STARTED: 18 CLASSIFIED: 18 NOT CLASSIFIED: 0 DISQUALIFIED: 0

Drivers	Team	Car	Lap	Best Time	Gap	Diff	Kph	Day Time
1 26 R.Feller(CHE)(J)/S.Mücke(DEU)	BWT Mücke Motorsport(DEU)	Audi R8 LMS GT3	9	1:25.026			155.2	10:45:16
2 36 M.Dienst(DEU)(J)/P.Frommenwiler(CHE)	DLV-Team Schuetz Motorsport(DEU)	Mercedes-AMG GT3	12	1:25.068	0.042	0.042	155.1	10:43:28
3 32 C.Weerts(BEL)(J)/D.Vanthoor(BEL)	TEAM WRT(BEL)	Audi R8 LMS GT3	10	1:25.114	0.088	0.046	155.1	10:41:13
4 8 D.Marschall(DEU)(J)/C.Schreiner(DEU)(J)	RUTRONIK-RACING(DEU)	Audi R8 LMS GT3	12	1:25.208	0.182	0.094	154.9	10:46:09
5 14 E.Johansson(SWE)(J)/J.Klingmann(DEU)	MRS GT-Racing(DEU)	BMW M6 GT3	12	1:25.437	0.411	0.229	154.5	10:45:07
6 82 S.Schothorst(NLD)/T.Zimmermann(DEU)(J)	GRT GRASSERRACINGTEAM(AUT)	Lamborghini Huracan GT3E	10	1:25.538	0.512	0.101	154.3	10:45:49
7 29 K.Schramm(DEU)(J)/C.Mies(DEU)	Montaplast by Land Motorsport(DEU)	Audi R8 LMS GT3	9	1:25.556	0.530	0.018	154.2	10:45:18
8 33 F.Salaquarda(CZE)(T)/F.Stippler(DEU)	Team ISR(CZE)	Audi R8 LMS GT3	8	1:25.613	0.587	0.057	154.1	10:41:56
9 71 N.Langeveld(NLD)/M.Paul(DEU)(J)	T3-HRT-Motorsport(DEU)	Audi R8 LMS GT3	14	1:25.627	0.601	0.014	154.1	10:45:37
10 20 M.Wishofer(AUT)(J)/D.Boccolacci(FRA)	Team Zakspeed BKK Mobil Oil Racing(D	Mercedes-AMG GT3EVO	11	1:25.756	0.730	0.129	153.9	10:43:48
11 30 R.Ineichen(CHE)(T)/M.Bortolotti(ITA)	TEAM WRT(BEL)	Audi R8 LMS GT3	10	1:26.110	1.084	0.354	153.3	10:43:46
12 4 H.von Danwitz(DEU)(J)/R.Frey(CHE)	Aust Motorsport(DEU)	Audi R8 LMS GT3	8	1:26.119	1.093	0.009	153.2	10:41:36
13 11 E.Erhart(DEU)(T)/P.Kaffer(DEU)	EFP Car Collection by TECE(DEU)	Audi R8 LMS GT3	12	1:26.233	1.207	0.114	153.0	10:43:58
14 3 N.Rogivue(CHE)(J)/M.Hackländer(DEU)	Aust Motorsport(DEU)	Audi R8 LMS GT3	14	1:26.446	1.420	0.213	152.7	10:46:22
15 72 C.Schöll(AUT)(J)/J.Pepper(ZAF)	T3-HRT-Motorsport(DEU)	Bentley Continental GT3	11	1:26.796	1.770	0.350	152.0	10:45:55
16 10 H.Skoog(SWE)(J)/N.Yelloly(GBR)	Schubert Motorsport(DEU)	BMW M6 GT3	10	1:26.981	1.955	0.185	151.7	10:40:14
17 9 A.Read(AUS)(J)/J.Eriksson(SWE)	Schubert Motorsport(DEU)	BMW M6 GT3	15	1:27.064	2.038	0.083	151.6	10:46:15
18 18 J.Fittje(DEU)(J)/D.Jahn(DEU)	KÜS TEAM75 Bernhard(DEU)	Porsche 911 GT3 R	3	1:32.557	7.531	5.493	142.6	10:22:15

Subject to final scrutineering!

Publication time:	Clerk of the Course: Ralph Bohnhorst	Timekeeper: Steffen Ruhl
-------------------	--------------------------------------	--------------------------



ADAC GT Masters

Sector List Free Practice Trophy



Provisional

Motorsportarena Oschersleben, Length: 3667m

Air temperature: 10.39°C

Track temperature: 9.5°C

Weather condition: Wet

DMSB Reg. Nr.: R-11194/20

Friday, November 6, 2020 10:15:00

Lap	Id	Time	SE1	SP1	SE2	SP2	SE3	SP3	TSP	Lap	Id	Time	SE1	SP1	SE2	SP2	SE3	SP3	TSP
3 Rogivue, CHE(#1) / Hackländer, DEU(#2)										theoretical besttime: 1:26.279									
1	1	6:16.802	5:06.465	138	40.287	156	30.050	177		8	1	1:30.554	32.170	188	30.666	216	27.718	194	236
2	1	1:40.508	38.857	181	34.277	218	27.374	191	187	9	1	1:27.476	31.715	187	30.054	221	25.707	194	236
3	1	2:42.162	43.756	78	59.302	78	59.104	58	230	10	1	1:27.053	31.881	183	30.154	221	25.018	194	236
4	1	5:39.581	4:32.087	172	38.736	147	28.758	189		11	1	1:27.275	32.133	187	29.994	223	25.148	195	236
5	1	1:37.624	35.302	181	32.249	191	30.073	193	198	12	1	1:26.471	31.533	188	29.915	222	25.023	194	236
6	1	1:29.316	32.806	184	31.041	221	25.469	194	234	13	1	1:42.567	31.485	182	45.108	200	25.974	194	236
7	1	1:27.463	31.881	188	30.297	222	25.285	195	236	14	1	1:26.446	31.355	188	30.082	222	25.009	195	237

4 von Danwitz, DEU(#1) / Frey, CHE(#2)										theoretical besttime: 1:26.050									
1	1	16:10.609	14:56.504	93	43.332	124	30.773	166		7	1	1:26.681	31.514	188	30.034	223	25.133	193	236
2	1	1:37.736	37.258	155	33.723	217	26.755	191	183	8	1	1:26.119	31.412	189	29.965	223	24.742	194	235
3	1	1:29.882	32.826	185	31.266	220	25.790	194	232	9	1	1:27.640	31.391	188	30.120	223	26.129	194	237
4	1	1:29.720	33.104	184	30.895	219	25.721	191	236	10	1	1:26.280	31.343	190	30.049	220	24.888	194	236
5	1	1:28.062	31.970	186	30.902	221	25.190	194	234	11	1	1:49.062	32.165	187	32.505	217	44.392	58	236
6	1	1:26.510	31.499	188	30.036	223	24.975	194	236										

8 Marschall, DEU(#1) / Schreiner, DEU(#2)										theoretical besttime: 1:25.208									
1	2	8:28.436	7:10.279	130	41.373	145	36.784	78		7	2	1:28.434	32.422	187	30.681	223	25.331	196	234
2	2	3:02.901	1:01.867	75	1:01.132	76	59.902	59	80	8	2	1:45.064	31.998	188	30.153	224	42.913	59	236
3	2	4:43.180	3:36.819	145	37.186	159	29.175	192		9	1	2:42.903	1:46.641	183	30.831	222	25.431	194	
4	2	1:34.128	35.151	185	32.350	217	26.627	194	191	10	1	1:27.475	32.655	188	29.896	223	24.924	192	234
5	2	1:35.230	33.170	188	31.244	222	30.816	194	219	11	1	1:26.551	32.016	188	29.755	222	24.780	194	235
6	2	1:28.837	32.504	189	30.769	223	25.564	195	232	12	1	1:25.208	31.299	188	29.380	223	24.529	194	235

9 Read, AUS(#1) / Eriksson, SWE(#2)										theoretical besttime: 1:26.900									
1	1	4:36.997	3:33.180	179	35.365	167	28.452	193		9	1	1:27.408	31.817	192	30.116	225	25.475	198	238
2	1	1:35.425	34.186	184	33.748	220	27.491	194	233	10	1	1:27.665	31.891	191	30.495	225	25.279	199	239
3	1	1:34.056	34.303	186	32.498	221	27.255	192	234	11	1	1:27.668	32.009	191	30.374	225	25.285	197	238
4	1	2:42.355	37.199	64	1:04.889	74	1:00.267	58	232	12	1	1:27.457	31.938	193	30.126	225	25.393	198	239
5	1	5:58.749	4:46.935	102	42.040	165	29.774	188		13	1	1:29.825	33.137	190	30.529	226	26.159	200	236
6	1	1:35.002	35.585	188	32.372	126	27.045	196	193	14	1	1:27.310	31.873	191	30.251	225	25.186	197	241
7	1	1:29.444	33.111	190	30.705	226	25.628	197	235	15	1	1:27.064	31.598	192	30.242	225	25.224	192	240
8	1	1:27.742	32.108	192	30.279	227	25.355	198	239										

10 Skoog, SWE(#1) / Yelloly, GBR(#2)										theoretical besttime: 1:26.737									
1	1	5:26.466	4:27.738	184	31.870	217	26.858	191		8	1	1:27.937	31.546	192	30.400	223	25.991	197	237
2	1	1:33.641	33.424	184	33.659	221	26.558	193	232	9	1	1:26.988	31.426	191	30.196	225	25.366	195	238
3	1	1:53.177	33.224	185	35.452	220	44.501	59	231	10	1	1:26.981	31.670	191	30.083	227	25.228	198	238
4	1	7:17.493	6:06.986	124	40.292	140	30.215	193		11	1	1:34.467	32.415	178	33.684	222	28.368	198	239
5	1	1:31.901	33.967	187	31.705	220	26.229	198	214	12	1	1:37.899	37.928	185	33.511	222	26.460	196	237
6	1	1:28.130	31.968	190	30.705	225	25.457	196	238	13	1	1:28.124	31.604	192	30.908	225	25.612	200	240
7	1	1:40.691	41.209	169	33.558	224	25.924	197	238	14	1	1:27.002	31.476	192	30.171	227	25.355	195	239

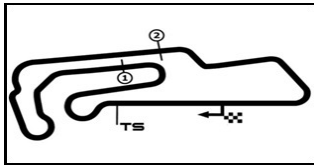
11 Erhart, DEU(#1) / Kaffer, DEU(#2)										theoretical besttime: 1:25.849									
1	1	7:05.959	6:04.322	180	34.146	210	27.491	192		8	1	1:26.311	31.601	188	29.956	225	24.754	197	235
2	1	2:01.196	34.537	183	31.813	221	54.846	57	210	9	1	1:28.608	31.548	189	29.935	225	27.125	196	238
3	1	6:42.624	5:42.582	182	33.195	216	26.847	192		10	1	1:26.235	31.413	187	29.907	224	24.915	195	237
4	1	1:29.924	33.302	186	30.978	222	25.644	194	211	11	1	1:27.301	31.348	187	30.828	223	25.125	196	237
5	1	1:27.897	32.349	187	30.324	223	25.224	196	232	12	1	1:26.233	31.307	190	29.885	223	25.041	193	237
6	1	1:28.260	32.749	188	30.389	221	25.122	195	228	13	1	1:26.542	31.333	190	30.103	225	25.106	195	236
7	1	1:26.693	31.847	187	29.788	225	25.058	193	235										

14 Johansson, SWE(#1) / Klingmann, DEU(#2)										theoretical besttime: 1:25.368									
1	1	8:17.827	6:52.838	110	48.267	128	36.722	126		7	1	1:26.221	31.598	194	29.850	228	24.773	198	240
2	1	3:11.780	1:01.754	76	1:04.885	76	1:05.141	56	78	8	1	1:25.711	31.320	194	29.694	228	24.697	199	241
3	1	5:27.617	4:23.762	160	35.394	183	28.461	190		9	1	1:27.828	31.402	193	30.015	208	26.411	197	241
4	1	1:36.100	37.320	181	32.268	212	26.512	198	182	10	1	1:25.737	31.302	194	29.708	229	24.727	199	240
5	1	1:29.066	33.007	191	30.508	227	25.551	198	221	11	1	1:25.625	31.330	194	29.566	229	24.729	200	241
6	1	1:27.329	32.187	192	30.159	228	24.983	198	235	12	1	1:25.437	31.138	195	29.533	227	24.766	199	241

ver: 1.0

www.adac.de/motorsport

Page 1/ 3 printed: 6.11.2020 10:50



ADAC GT Masters

Sector List Free Practice Trophy



Provisional

Motorsportarena Oschersleben, Length: 3667m

Air temperature: 10.39°C

Track temperature: 9.5°C

Weather condition: Wet

DMSB Reg. Nr.: R-11194/20

Friday, November 6, 2020 10:15:00

Lap	Id	Time	SE1	SP1	SE2	SP2	SE3	SP3	TSP	Lap	Id	Time	SE1	SP1	SE2	SP2	SE3	SP3	TSP
-----	----	------	-----	-----	-----	-----	-----	-----	-----	-----	----	------	-----	-----	-----	-----	-----	-----	-----

18 Fittje, DEU(#1) / Jahn, DEU(#2) theoretical besttime: 1:32.260

1	1	4:09.153	3:07.002	183	34.299	196	27.852	191		3	1	1:32.557	33.810	184	32.031	218	26.716	191	230
2	1	1:33.345	34.191	180	32.451	219	26.703	191	225	4	1	7:03.027	33.526	185	5:39.004	107	50.497	56	230

20 Wishofer, AUT(#1) / Boccolacci, FRA(#2) theoretical besttime: 1:25.458

1	1	10:11.374	8:14.760	124	58.172	79	58.442	58		7	1	1:25.954	31.372	188	29.697	222	24.885	191	235
2	1	5:31.781	4:31.800	165	32.986	203	26.995	190		8	1	1:25.851	31.419	188	29.656	222	24.776	194	233
3	1	1:29.839	34.219	184	30.431	218	25.189	190	198	9	1	1:28.252	31.515	187	29.586	223	27.151	195	234
4	1	1:27.000	32.225	189	29.830	219	24.945	192	219	10	1	1:25.842	31.295	185	29.779	222	24.768	194	235
5	1	1:25.995	31.756	189	29.586	222	24.653	195	232	11	1	1:25.756	31.358	188	29.604	222	24.794	194	234
6	1	1:30.450	31.440	188	32.081	174	26.929	196	235	12	1	1:42.977	31.219	188	29.713	221	42.045	59	235

26 Feller, CHE(#1) / Mücke, DEU(#2) theoretical besttime: 1:25.006

1	1	16:35.313	15:26.225	110	38.221	194	30.867	179		6	1	3:14.406	2:18.815	189	30.107	221	25.484	196	
2	1	1:33.401	36.058	168	31.743	218	25.600	195	216	7	1	1:25.654	31.247	184	29.642	224	24.765	192	238
3	1	1:26.924	32.147	188	29.827	224	24.950	195	235	8	1	1:25.144	31.057	191	29.444	224	24.643	195	236
4	1	1:26.002	31.749	188	29.534	224	24.719	196	237	9	1	1:25.026	30.936	190	29.427	225	24.663	195	237
5	1	1:43.521	31.335	189	29.649	224	42.537	58	237										

29 Schramm, DEU(#1) / Mies, DEU(#2) theoretical besttime: 1:25.493

1	1	18:30.439	17:24.009	162	37.221	193	29.209	187		6	1	1:26.079	31.444	187	29.921	222	24.714	194	235
2	1	1:40.651	36.426	101	37.267	216	26.958	190	198	7	1	1:25.637	31.182	188	29.836	221	24.619	193	235
3	1	1:29.646	32.966	185	30.967	220	25.713	194	228	8	1	1:26.109	31.439	188	29.978	223	24.692	194	235
4	1	1:27.571	32.121	187	30.531	221	24.919	194	234	9	1	1:25.556	31.245	188	29.714	222	24.597	193	235
5	1	1:26.228	31.544	187	29.945	222	24.739	194	234										

30 Ineichen, CHE(#1) / Bortolotti, ITA(#2) theoretical besttime: 1:26.110

1	1	8:59.289	7:31.095	172	38.079	178	50.115	60		7	1	1:26.791	31.832	189	30.047	223	24.912	194	235
2	1	8:03.692	7:02.039	177	34.317	215	27.336	191		8	1	1:26.692	31.693	187	30.166	223	24.833	195	235
3	1	1:31.659	34.085	185	31.545	220	26.029	191	213	9	1	1:27.462	31.911	177	30.643	222	24.908	195	236
4	1	1:29.614	32.877	186	31.024	222	25.713	192	233	10	1	1:26.110	31.569	188	29.819	223	24.722	195	236
5	1	1:27.384	32.130	187	30.227	223	25.027	195	234	11	1	1:55.083	40.682	185	31.626	222	42.775	60	236
6	1	1:26.633	31.716	188	29.926	223	24.991	191	236										

32 Weerts, BEL(#1) / Vanthoor, BEL(#2) theoretical besttime: 1:25.031

1	1	7:25.877	6:21.254	162	36.006	198	28.617	188		8	1	1:25.385	31.078	189	29.442	222	24.865	194	235
2	1	2:22.323	35.820	182	47.945	78	58.558	59	196	9	1	1:25.204	31.020	189	29.456	223	24.728	194	234
3	1	6:18.954	5:16.159	171	35.408	185	27.387	190		10	1	1:25.114	31.013	189	29.446	222	24.655	194	234
4	1	1:30.055	33.533	184	30.843	219	25.679	193	227	11	1	1:25.538	30.975	189	29.588	222	24.975	194	236
5	1	1:27.519	32.185	187	30.030	222	25.304	194	233	12	1	1:25.259	31.040	188	29.526	221	24.693	193	235
6	1	1:26.486	31.790	187	29.658	221	25.038	193	233	13	1	1:25.243	30.934	188	29.544	222	24.765	194	234
7	1	1:26.191	31.398	188	29.676	222	25.117	194	234										

33 Salaquarda, CZE(#1) / Stippler, DEU(#2) theoretical besttime: 1:25.308

1	1	16:34.138	15:24.138	168	38.577	187	31.423	168		7	1	1:25.801	31.110	189	29.935	223	24.756	194	236
2	1	1:38.035	35.905	183	34.251	172	27.879	191	211	8	1	1:25.613	30.987	188	29.817	223	24.809	192	236
3	1	1:30.043	33.087	187	31.294	220	25.662	194	222	9	1	1:28.263	31.166	188	30.443	217	26.654	195	234
4	1	1:27.420	32.052	188	30.375	222	24.993	194	235	10	1	1:27.571	31.374	185	31.172	222	25.025	195	236
5	1	1:25.735	31.388	189	29.781	222	24.566	195	235	11	1	1:25.842	31.180	189	29.755	222	24.907	193	236
6	1	1:29.053	31.684	168	32.085	222	25.284	194	236										

36 Dienst, DEU(#1) / Frommenwiler, CHE(#2) theoretical besttime: 1:25.068

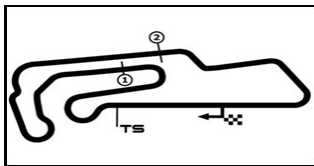
1	1	5:06.204	4:03.333	145	35.334	189	27.537	193		8	1	1:25.702	31.315	190	29.520	224	24.867	193	234
2	1	1:31.129	34.276	188	30.926	221	25.927	194	202	9	1	1:25.445	31.137	190	29.531	223	24.777	196	234
3	1	1:29.889	33.151	188	31.050	218	25.688	195	222	10	1	1:43.660	31.123	190	30.030	223	42.507	59	235
4	1	2:50.208	47.749	79	1:01.108	71	1:01.351	59	230	11	1	2:03.115	1:07.859	190	30.244	222	25.012	196	
5	1	6:32.154	5:33.470	183	32.540	220	26.144	194		12	1	1:25.068	30.944	190	29.474	224	24.650	196	235
6	1	1:28.852	32.880	188	30.700	222	25.272	196	226	13	1	1:48.711	31.079	189	32.060	179	45.572	59	235

ver: 1.0

www.adac.de/motorsport

Page 2/ 3 printed: 6.11.2020 10:50





ADAC GT Masters

Sector List Free Practice Trophy



Provisional

Motorsportarena Oschersleben, Length: 3667m

Air temperature: 10.39°C

Track temperature: 9.5°C

Weather condition: Wet

DMSB Reg. Nr.: R-11194/20

Friday, November 6, 2020 10:15:00

Lap	Id	Time	SE1	SP1	SE2	SP2	SE3	SP3	TSP	Lap	Id	Time	SE1	SP1	SE2	SP2	SE3	SP3	TSP
7	1	1:26.704	31.773	190	29.871	223	25.060	195	234										

71 Langeveld, NLD(#1) / Paul, DEU(#2)

theoretical besttime: 1:25.545

1	2	4:49.520	3:37.726	126	40.665	152	31.129	165		8	2	1:27.438	31.991	188	30.186	221	25.261	194	233
2	2	1:40.286	38.616	180	33.977	216	27.693	190	170	9	2	1:26.538	31.525	188	30.076	222	24.937	194	234
3	2	1:35.701	36.181	180	32.393	216	27.127	191	205	10	2	1:44.351	31.484	186	30.024	222	42.843	58	235
4	2	2:50.994	46.448	75	1:03.101	73	1:01.445	58	229	11	2	2:32.481	1:36.757	185	30.533	221	25.191	194	
5	2	5:10.194	4:07.533	163	35.311	200	27.350	183		12	2	1:26.026	31.339	189	29.881	222	24.806	194	235
6	2	1:32.770	35.358	183	31.518	219	25.894	193	198	13	2	1:25.923	31.247	188	29.922	219	24.754	194	234
7	2	1:29.112	32.762	187	30.769	219	25.581	193	232	14	2	1:25.627	31.329	189	29.673	222	24.625	196	235

72 Schöll, AUT(#1) / Pepper, ZAF(#2)

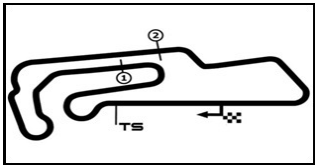
theoretical besttime: 1:26.637

1	1	16:11.633	15:04.663	112	38.198	154	28.772	187		7	1	1:27.206	31.720	189	30.078	222	25.408	194	233
2	1	1:34.099	35.929	181	32.119	219	26.051	192	189	8	1	1:27.313	31.720	188	30.639	223	24.954	195	233
3	1	1:28.262	32.363	186	30.593	222	25.306	193	232	9	1	1:27.192	31.935	189	30.173	223	25.084	193	234
4	1	1:27.252	32.112	188	30.168	222	24.972	192	233	10	1	1:27.067	31.787	189	30.172	222	25.108	195	232
5	1	1:27.277	31.669	188	30.534	219	25.074	194	232	11	1	1:26.796	31.765	188	30.141	223	24.890	194	233
6	1	1:30.989	35.455	189	30.506	221	25.028	194	234										

82 Schothorst, NLD(#1) / Zimmermann, DEU(#2)

theoretical besttime: 1:25.366

1	2	9:41.854	7:50.965	136	50.227	78	1:00.662	55		6	2	1:39.289	36.728	158	36.242	169	26.319	194	166
2	2	9:04.091	7:55.735	129	38.397	171	29.959	187		7	2	1:25.942	31.464	189	29.612	223	24.866	196	235
3	2	1:39.465	36.823	166	33.856	194	28.786	171	181	8	2	1:25.642	31.126	190	29.673	223	24.843	195	237
4	2	1:33.252	34.107	186	31.372	218	27.773	193	201	9	2	1:25.643	31.326	184	29.648	223	24.669	195	235
5	2	1:28.288	32.591	187	30.317	223	25.380	194	230	10	2	1:25.538	31.085	185	29.685	224	24.768	196	237



ADAC GT Masters

Top speed list Free Practice Trophy



Provisional

Motorsportarena Oschersleben, Length: 3667m

Air temperature: 10.39°C

Track temperature: 9.5°C

Weather condition: Wet

DMSB Reg. Nr.: R-11194/20

Friday, November 6, 2020 10:15:00

#	Name (NAT)	Team	Car name	Speed	Lap	Race time
14	Erik Johansson (SWE)	MRS GT-Racing (DEU)	BMW M6 GT3	241.61	9	24:26.517
9	Aidan Read (AUS)	Schubert Motorsport (DEU)	BMW M6 GT3	241.61	14	28:24.657
10	Henric Skoog (SWE)	Schubert Motorsport (DEU)	BMW M6 GT3	240.53	13	28:30.685
11	Elia Erhart (DEU)	EFP Car Collection by TECE (DEU)	Audi R8 LMS GT3	238.93	9	23:13.796
26	Ricardo Feller (CHE)	BWT Mücke Motorsport (DEU)	Audi R8 LMS GT3	238.41	7	26:04.510
82	Tim Zimmermann (DEU)	GRT GRASSER RACING TEAM (AUT)	Lamborghini Huracan GT3 EVO	237.36	8	26:37.133
4	Hendrik von Danwitz (DEU)	Aust Motorsport (DEU)	Audi R8 LMS GT3	237.36	9	26:40.296
3	Nikolaj Rogivue (CHE)	Aust Motorsport (DEU)	Audi R8 LMS GT3	237.36	14	29:59.824
30	Rolf Ineichen (CHE)	TEAM WRT (BEL)	Audi R8 LMS GT3	236.84	6	21:36.605
8	Carrie Schreiner (DEU)	RUTRONIK-RACING (DEU)	Audi R8 LMS GT3	236.84	8	22:26.108
33	Filip Salaquarda (CZE)	Team ISR (CZE)	Audi R8 LMS GT3	236.84	6	22:40.339
32	Charles Weerts (BEL)	TEAM WRT (BEL)	Audi R8 LMS GT3	236.32	11	26:18.110
20	Mick Wishofer (AUT)	Team Zakspeed BKK Mobil Oil Racing (DEU)	Mercedes-AMG GT3 EVO	235.80	6	20:10.974
36	Marvin Dienst (DEU)	DLV-Team Schuetz Motorsport (DEU)	Mercedes-AMG GT3	235.80	12	27:08.033
29	Kim-Luis Schramm (DEU)	Montaplast by Land Motorsport (DEU)	Audi R8 LMS GT3	235.80	9	28:57.357
71	Maximilian Paul (DEU)	T3-HRT-Motorsport (DEU)	Audi R8 LMS GT3	235.29	10	22:07.539
72	Constantin Schöll (AUT)	T3-HRT-Motorsport (DEU)	Bentley Continental GT3	234.78	9	26:39.022
18	Jannes Fittje (DEU)	KÜS TEAM75 Bernhard (DEU)	Porsche 911 GT3 R	230.76	3	5:47.585