

Provisional

Result List

Stewards / Race Management

STEWARD	Matthias Heinz
STEWARD	Wolfram Lehmann
STEWARD	Carsten Ruscher
RACE DIRECTOR	Christian Vormann
CLERK OF THE COURSE	Ralph Bohnhorst
TECHNICAL DELEGATE	Lars Altseimer
CHIEF TIMEKEEPER	Steffen Ruhl

Weather Start/Finish

AIR	8.5°C
TRACK	6.2°C
CONDITIONS	Wet
PRESSURE	1005 hPa
AIR	8.7°C
TRACK	6.7°C
CONDITIONS	Wet
PRESSURE	1025 hPa

Track Information

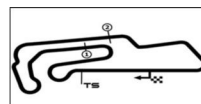
GREEN FLAG	8:00:00
CHEQUERED FLAG	8:30:01
SAFETY CAR PHASE	0
FULL COURSE YELLOW PHASE	0
TRACK NAME	Motorsportarena Oschersleben
TRACK LENGTH	3667m
TURN COUNT	14
FASTEST LAP:	#108. ENG - 1:44.767

STARTED: 11 CLASSIFIED: 11 NOT CLASSIFIED: 0 DISQUALIFIED: 0

Nr.	Drivers	Team	Lap	Best Time	Gap	Diff	Kph	Day Time
Cl.	Car	Competitor						
1	108 L.Engstler(DEU) Hyundai i30 N TCR	Hyundai Team Engstler(DEU) Engstler Motorsport	14	1:44.767			126.0	8:31:29
2	88 D.Fugel(DEU) Honda Civic FK7 TCR	Honda ADAC Sachsen(DEU) ADAC Sachsen e.V.	11	1:45.707	0.940	0.940	124.8	8:19:57
3	97 N.Gruber(AUT) J Hyundai i30 N TCR	Hyundai Team Engstler(DEU) Engstler Motorsport	14	1:45.761	0.994	0.054	124.8	8:30:38
4	13 A.Buri(FIN) Hyundai i30 N TCR	Hyundai Team Engstler(DEU) Engstler Motorsport	13	1:45.919	1.152	0.158	124.6	8:30:45
5	18 T.Monteiro(PRT) Honda Civic FK7 TCR	Honda ADAC Sachsen(DEU) ADAC Sachsen e.V.	10	1:46.367	1.600	0.448	124.1	8:21:55
6	98 J.Seyffert(DEU) Hyundai i30 N TCR	HP Racing International(DEU) HP Racing International	6	1:46.731	1.964	0.364	123.6	8:11:39
7	17 A.Legutko(POL) J Honda Civic FK2 TCR	Albert Legutko Racing(POL) ADAC Berlin-Brandenburg e.V.	8	1:46.811	2.044	0.080	123.5	8:14:56
8	2 H.Proczyk(AUT) Hyundai i30 N TCR	HP Racing International(DEU) HP Racing International	8	1:47.156	2.389	0.345	123.1	8:18:45
9	8 R.Kircher(DEU) J VW Golf GTI TCR SEQ	VOLKSWAGEN Team OETTINGER(DEU) OETTINGER Sportsystems	11	1:47.267	2.500	0.111	123.0	8:25:42
10	92 D.Tovilavicius(LTU) VW Golf GTI TCR SEQ	SKUBA RACING Team(LTU) SKUBA RACING Team	14	1:47.970	3.203	0.703	122.2	8:30:06
11	55 M.Fugel(DEU) J Honda Civic FK7 TCR	Honda ADAC Sachsen(DEU) ADAC Sachsen e.V.	2	1:49.801	5.034	1.831	120.2	8:03:58

Subject to final scrutineering!

Publication time:	Clerk of the Course: Ralph Bohnhorst	Timekeeper: Steffen Ruhl
-------------------	--------------------------------------	--------------------------



Provisional

Class Result List

Stewards / Race Management

STEWARD	Matthias Heinz
STEWARD	Wolfram Lehmann
STEWARD	Carsten Ruscher
RACE DIRECTOR	Christian Vormann
CLERK OF THE COURSE	Ralph Bohnhorst
TECHNICAL DELEGATE	Lars Altseimer
CHIEF TIMEKEEPER	Steffen Ruhl

Weather Start/Finish

AIR	8.5°C
TRACK	6.2°C
CONDITIONS	Wet
PRESSURE	1005 hPa
AIR	8.7°C
TRACK	6.7°C
CONDITIONS	Wet
PRESSURE	1025 hPa

Track Information

GREEN FLAG	8:00:00
CHEQUERED FLAG	8:30:01
SAFETY CAR PHASE	0
FULL COURSE YELLOW PHASE	0
TRACK NAME	Motorsportarena Oschersleben
TRACK LENGTH	3667m
TURN COUNT	14
FASTEST LAP:	#108. ENG - 1:44.767

STARTED: 11 CLASSIFIED: 11 NOT CLASSIFIED: 0 DISQUALIFIED: 0

Nr.	Drivers	Team	Lap	Best Time	Gap	Diff	Kph	Day Time
	Car	Competitor						

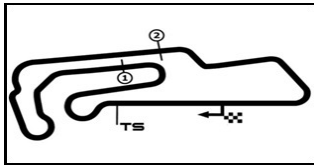
CLASS: Junior

Started: 4 Classified: 4 Not Classified: 0

1	97	N.Gruber(AUT) Hyundai i30 N TCR	Hyundai Team Engstler(DEU) Engstler Motorsport	14	1:45.761			124.8	8:30:38
2	17	A.Legutko(POL) Honda Civic FK2 TCR	Albert Legutko Racing(POL) ADAC Berlin-Brandenburg e.V.	8	1:46.811	1.050	1.050	123.5	8:14:56
3	8	R.Kircher(DEU) VW Golf GTI TCR SEQ	VOLKSWAGEN Team OETTINGER(DEU) OETTINGER Sportsystems	11	1:47.267	1.506	0.456	123.0	8:25:42
4	55	M.Fugel(DEU) Honda Civic FK7 TCR	Honda ADAC Sachsen(DEU) ADAC Sachsen e.V.	2	1:49.801	4.040	2.534	120.2	8:03:58

Subject to final scrutineering!

Publication time:	Clerk of the Course: Ralph Bohnhorst	Timekeeper: Steffen Ruhl
-------------------	--------------------------------------	--------------------------



ADAC TCR Germany

Sector List Free Practice 1

Provisional



Motorsportarena Oschersleben, Length: 3667m

Air temperature: 8.7°C

Track temperature: 6.7°C

Weather condition: Wet

DMSB Reg. Nr.: R-11194/20

Friday, November 6, 2020 8:00:00

Lap Id	Time	SE1	SP1	SE2	SP2	SE3	SP3	TSP	Lap Id	Time	SE1	SP1	SE2	SP2	SE3	SP3	TSP		
2 Proczyk, AUT(#1)									theoretical besttime: 1:46.821										
1	0	2:32.426	1:15.904	136	42.915	174	33.607	166	8	0	1:47.156	38.074	164	37.336	192	31.746	169	199	
2	0	1:49.822	39.424	163	38.715	188	31.683	167	189	9	0	2:11.132	39.142	163	38.374	191	53.616	48	187
3	0	1:48.740	39.035	164	37.997	191	31.708	167	189	10	0	3:29.008	2:18.373	155	38.823	190	31.812	170	
4	0	1:47.258	38.502	164	37.311	191	31.445	169	192	11	0	1:50.048	38.456	164	38.983	155	32.609	171	188
5	0	2:09.003	38.219	163	37.644	190	53.140	48	193	12	0	2:12.259	38.581	164	39.368	181	54.310	48	187
6	0	5:03.098	3:52.830	157	38.621	189	31.647	168		13	0	2:59.495	1:21.669	161	38.509	186	59.317	37	
7	0	1:47.307	38.560	163	37.304	192	31.443	168	197										

Lap Id	Time	SE1	SP1	SE2	SP2	SE3	SP3	TSP	Lap Id	Time	SE1	SP1	SE2	SP2	SE3	SP3	TSP		
8 Kircher, DEU(#1)									theoretical besttime: 1:47.132										
1	0	2:47.148	1:24.867	122	46.123	144	36.158	148	8	0	1:48.356	38.962	168	37.928	191	31.466	173	178	
2	0	2:00.806	44.356	157	41.517	161	34.933	162	147	9	0	1:48.040	38.646	163	37.702	194	31.692	173	193
3	0	2:13.548	42.333	155	40.770	165	50.445	58	160	10	0	1:47.532	38.537	168	37.621	193	31.374	173	194
4	0	3:46.117	2:35.446	161	38.609	187	32.062	168		11	0	1:47.267	38.162	165	37.628	192	31.477	173	198
5	0	2:16.880	39.546	159	47.516	157	49.818	58	180	12	0	1:48.258	38.861	163	38.048	191	31.349	173	187
6	0	3:29.532	2:16.927	157	40.691	178	31.914	172		13	0	1:48.193	38.834	163	37.875	190	31.484	172	183
7	0	1:56.522	39.407	164	44.185	153	32.930	173	179	14	0	1:48.163	38.790	164	37.922	189	31.451	173	195

Lap Id	Time	SE1	SP1	SE2	SP2	SE3	SP3	TSP	Lap Id	Time	SE1	SP1	SE2	SP2	SE3	SP3	TSP		
13 Buri, FIN(#1)									theoretical besttime: 1:45.739										
1	0	2:12.447	58.197	134	41.828	169	32.422	167	8	0	1:46.008	37.744	164	37.112	192	31.152	169	206	
2	0	1:48.256	38.716	163	37.981	191	31.559	169	197	9	0	2:03.123	37.921	163	36.863	193	48.339	58	206
3	0	1:47.176	38.165	164	37.348	191	31.663	168	199	10	0	4:22.839	3:10.770	158	40.402	132	31.667	169	
4	0	2:04.098	38.360	162	37.274	192	48.464	58	197	11	0	1:46.173	37.724	163	37.074	193	31.375	169	205
5	0	5:42.627	4:33.579	164	37.397	191	31.651	168		12	0	1:50.573	40.410	149	38.634	192	31.529	170	206
6	0	1:46.424	38.194	163	36.871	193	31.359	166	204	13	0	1:45.919	37.787	164	36.975	192	31.157	169	206
7	0	1:49.213	40.161	162	37.859	192	31.193	170	204										

Lap Id	Time	SE1	SP1	SE2	SP2	SE3	SP3	TSP	Lap Id	Time	SE1	SP1	SE2	SP2	SE3	SP3	TSP
17 Legutko, POL(#1)									theoretical besttime:								
1	0	2:16.798					2:16.798		9	0	1:46.867						
2	0	1:50.849							10	0	1:47.090						
3	0	1:51.080							11	0	1:47.127						
4	0	1:48.319							12	0	1:47.077						
5	0	1:47.305							13	0	1:47.254						
6	0	1:47.736							14	0	1:47.107						
7	0	1:47.157							15	0	1:57.200						
8	0	1:46.811															

Lap Id	Time	SE1	SP1	SE2	SP2	SE3	SP3	TSP	Lap Id	Time	SE1	SP1	SE2	SP2	SE3	SP3	TSP		
18 Monteiro, PRT(#1)									theoretical besttime: 1:46.234										
1	0	2:14.931	57.654	139	41.748	163	35.529	124	8	0	1:48.049	38.703	162	38.103	191	31.243	170	193	
2	0	1:54.886	43.828	159	38.866	175	32.192	169	137	9	0	1:47.154	38.400	163	37.726	192	31.028	169	203
3	0	1:47.815	38.535	164	37.977	181	31.303	168	183	10	0	1:46.367	38.154	164	37.172	192	31.041	169	200
4	0	1:52.631	41.714	164	38.201	181	32.716	169	190	11	0	1:46.399	38.049	164	37.337	191	31.013	169	196
5	0	1:47.477	38.539	156	37.600	190	31.338	169	196	12	0	2:11.447	41.592	162	39.521	187	50.334	58	203
6	0	2:15.939	38.373	163	48.056	170	49.510	58	183	13	0	2:24.372	1:14.781	161	38.081	189	31.510	170	
7	0	4:39.418	3:28.794	161	39.079	187	31.545	171		14	0	2:06.172	38.065	164	38.446	180	49.661	58	187

Lap Id	Time	SE1	SP1	SE2	SP2	SE3	SP3	TSP	Lap Id	Time	SE1	SP1	SE2	SP2	SE3	SP3	TSP		
55 Fugel, DEU(#1)									theoretical besttime: 1:49.801										
1	0	2:07.696	53.489	121	40.592	148	33.615	166	4	0	14:32.831	13:02.326	122	41.240	171	49.265	58		
2	0	1:49.801	39.377	160	38.127	190	32.297	166	198	5	0	5:19.658	3:45.235	140	42.721	129	51.702	58	
3	0	2:08.620	39.687	150	38.899	137	50.034	58	194										

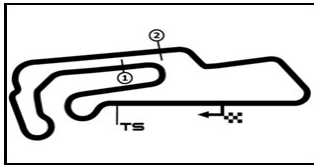
Lap Id	Time	SE1	SP1	SE2	SP2	SE3	SP3	TSP	Lap Id	Time	SE1	SP1	SE2	SP2	SE3	SP3	TSP		
88 Fugel, DEU(#1)									theoretical besttime: 1:45.544										
1	0	2:06.758	55.075	146	39.923	181	31.760	170	9	0	1:46.448	37.607	162	37.325	193	31.516	170	203	
2	0	1:47.115	37.973	163	37.941	192	31.201	170	205	10	0	1:46.858	38.382	164	37.258	193	31.218	170	200
3	0	1:49.012	38.135	163	39.582	190	31.295	170	199	11	0	1:45.707	37.741	163	37.041	193	30.925	169	204
4	0	1:47.984	39.172	158	37.430	193	31.382	169	204	12	0	1:46.715	37.996	163	37.574	192	31.145	170	205
5	0	1:46.546	37.839	165	37.433	193	31.274	170	203	13	0	1:45.862	37.756	162	37.012	193	31.094	168	204
6	0	1:46.624	37.831	163	37.379	193	31.414	171	204	14	0	1:46.505	38.175	162	37.104	193	31.226	170	201
7	0	1:46.716	37.794	162	37.498	191	31.424	169	198	15	0	2:08.105	38.322	160	37.826	193	51.957	57	204
8	0	1:46.714	38.230	163	37.329	192	31.155	170	194										

ver: 1.0

www.adac.de/motorsport

Page 1 / 2 printed: 6.11.2020 8:34





ADAC TCR Germany

Sector List Free Practice 1

Provisional



Motorsportarena Oschersleben, Length: 3667m

Air temperature: 8.7°C

Track temperature: 6.7°C

Weather condition: Wet

DMSB Reg. Nr.: R-11194/20

Friday, November 6, 2020 8:00:00

Lap Id	Time	SE1	SP1	SE2	SP2	SE3	SP3	TSP	Lap Id	Time	SE1	SP1	SE2	SP2	SE3	SP3	TSP
--------	------	-----	-----	-----	-----	-----	-----	-----	--------	------	-----	-----	-----	-----	-----	-----	-----

92 Tovilavicius, LTU(#1)

theoretical besttime: 1:47.970

1	1	2:18.160	1:03.766	148	41.455	155	32.939	169	8	1	1:49.536	38.908	161	38.757	190	31.871	168	190
2	1	1:54.022	41.731	162	39.808	166	32.483	167	9	1	1:48.884	38.658	162	38.195	188	32.031	169	200
3	1	2:07.021	39.801	163	38.932	180	48.288	58	10	1	2:06.052	38.921	163	38.300	193	48.831	58	187
4	1	2:49.584	1:38.483	160	38.943	173	32.158	169	11	1	4:12.185	3:01.988	165	38.133	192	32.064	170	
5	1	1:50.693	39.689	164	38.835	176	32.169	171	12	1	1:48.509	38.481	163	38.136	191	31.892	171	205
6	1	1:50.448	39.489	163	38.677	181	32.282	168	13	1	1:52.987	41.616	161	39.014	147	32.357	171	200
7	1	1:49.969	39.441	164	38.190	186	32.338	170	14	1	1:47.970	38.180	163	37.938	187	31.852	172	184

97 Gruber, AUT(#1)

theoretical besttime: 1:45.589

1	0	2:14.935	1:01.684	151	40.623	152	32.628	167	8	0	1:47.029	38.378	154	37.336	185	31.315	169	187
2	0	1:50.028	39.779	164	38.539	178	31.710	168	9	0	1:46.526	37.899	162	37.533	190	31.094	168	187
3	0	2:07.727	39.246	161	38.968	159	49.513	58	10	0	1:47.550	38.434	155	37.781	188	31.335	167	192
4	0	3:20.278	2:07.480	161	39.991	116	32.807	167	11	0	2:03.979	37.937	161	37.708	185	48.334	58	198
5	0	1:47.543	38.467	160	37.797	177	31.279	168	12	0	4:45.952	3:36.375	161	38.247	186	31.330	167	
6	0	1:47.149	38.401	161	37.586	177	31.162	168	13	0	1:45.950	37.727	162	37.102	190	31.121	168	195
7	0	1:46.744	38.220	162	37.503	185	31.021	169	14	0	1:45.761	37.466	162	37.223	190	31.072	168	198

98 Seyffert, DEU(#1)

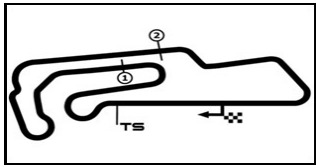
theoretical besttime: 1:46.325

1	0	2:35.781	1:18.781	135	43.375	145	33.625	165	8	0	2:08.644	38.649	163	38.002	173	51.993	46	199
2	0	1:50.414	38.939	165	39.007	183	32.468	162	9	0	4:29.089	3:17.643	158	39.588	175	31.858	171	
3	0	1:49.454	39.491	148	38.271	190	31.692	171	10	0	1:47.796	38.357	165	37.774	190	31.665	170	191
4	0	1:48.394	38.717	164	37.939	191	31.738	170	11	0	1:46.734	37.891	166	37.172	193	31.671	170	197
5	0	1:47.575	38.561	163	37.398	192	31.616	171	12	0	2:06.938	38.064	165	38.394	189	50.480	45	200
6	0	1:46.731	37.919	164	37.550	194	31.262	171	13	0	3:41.308	2:31.662	163	37.828	192	31.818	171	
7	0	1:47.294	38.215	165	37.405	193	31.674	170	14	0	1:47.528	37.919	164	37.734	191	31.875	171	201

108 Engstler, DEU(#1)

theoretical besttime: 1:44.569

1	0	2:14.253	1:01.060	148	40.271	160	32.922	160	8	0	2:02.308	37.371	163	36.935	190	48.002	58	189
2	0	2:05.372	38.973	162	37.541	179	48.858	58	9	0	5:11.028	4:01.891	161	37.481	187	31.656	170	
3	0	4:05.729	2:56.395	159	37.976	186	31.358	170	10	0	1:45.253	37.442	165	36.669	191	31.142	171	197
4	0	1:46.804	38.193	164	37.098	190	31.513	169	11	0	1:45.348	37.529	164	36.784	190	31.035	171	191
5	0	1:45.809	38.046	159	36.682	191	31.081	170	12	0	1:45.007	37.396	165	36.529	193	31.082	170	193
6	0	1:45.518	37.859	165	36.626	191	31.033	170	13	0	1:45.508	37.240	164	36.830	193	31.438	170	201
7	0	1:45.434	37.653	165	36.496	193	31.285	170	14	0	1:44.767	37.203	165	36.694	192	30.870	171	202



ADAC TCR Germany

Top speed list Free Practice 1

Provisional



Motorsportarena Oschersleben, Length: 3667m

Air temperature: 8.7°C

Track temperature: 6.7°C

Weather condition: Wet

DMSB Reg. Nr.: R-11194/20

Friday, November 6, 2020 8:00:00

#	Name (NAT)	Team	Car name	Speed	Lap	Race time
13	Antti Buri (FIN)	Hyundai Team Engstler (DEU)	Hyundai i30 N TCR	206.50	8	17:15.950
92	Dziugas Tovilavicius (LTU)	SKUBA RACING Team (LTU)	VW Golf GTI TCR SEQ	205.71	12	24:42.225
88	Dominik Fugel (DEU)	Honda ADAC Sachsen (DEU)	Honda Civic FK7 TCR	205.32	2	2:12.482
18	Tiago Monteiro (PRT)	Honda ADAC Sachsen (DEU)	Honda Civic FK7 TCR	203.38	12	23:46.775
108	Luca Engstler (DEU)	Hyundai Team Engstler (DEU)	Hyundai i30 N TCR	203.00	5	10:17.910
98	Jan Seyffert (DEU)	HP Racing International (DEU)	Hyundai i30 N TCR	203.00	7	11:44.026
2	Harald Proczyk (AUT)	HP Racing International (DEU)	Hyundai i30 N TCR	199.63	8	17:03.392
8	Rene Kircher (DEU)	VOLKSWAGEN Team OETTINGER (DEU)	VW Golf GTI TCR SEQ	198.89	11	24:00.089
55	Marcel Fugel (DEU)	Honda ADAC Sachsen (DEU)	Honda Civic FK7 TCR	198.16	2	2:13.587
97	Nico Gruber (AUT)	Hyundai Team Engstler (DEU)	Hyundai i30 N TCR	198.16	11	20:21.282