

Provisional

Result List

Stewards / Race Management

STEWARD	Achim Loth
STEWARD	Yasin Özer
STEWARD	Wolfram Lehmann
RACE DIRECTOR	Niels Wittich
CLERK OF THE COURSE	Ralph Bohnhorst
TECHNICAL DELEGATE	Erik Wilhelmi
CHIEF TIMEKEEPER	Steffen Ruhl

Weather Start/Finish

AIR	8.9°C
TRACK	6.9°C
CONDITIONS	Wet
PRESSURE	1025 hPa
AIR	9.3°C
TRACK	7.6°C
CONDITIONS	Wet
PRESSURE	1025 hPa

Track Information

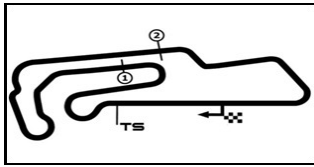
GREEN FLAG	8:40:00
CHEQUERED FLAG	9:10:00
SAFETY CAR PHASE	0
FULL COURSE YELLOW PHASE	0
TRACK NAME	Motorsportarena Oschersleben
TRACK LENGTH	3667m
TURN COUNT	14
FASTEST LAP:	#4. BER - 1:39.802

STARTED: 13 CLASSIFIED: 13 NOT CLASSIFIED: 0 DISQUALIFIED: 0

Nr.	Drivers	Team	Lap	Best Time	Gap	Diff	Kph	Day Time
Cl.	Car	Competitor						
1	4 V.Bernier(FRA) ADAC Formel 4	(T) R-ACE GP(FRA) R-ACE GP	14	1:39.802			132.2	9:08:44
2	6 K.Smal(RUS) R ADAC Formel 4	(T) R-ACE GP(FRA) R-ACE GP	13	1:40.193	0.391	0.391	131.7	9:06:39
3	77 T.Tramnitz(DEU) R ADAC Formel 4	(T) US Racing(DEU) US Racing	13	1:40.266	0.464	0.073	131.6	9:10:12
4	52 J.Crawford(USA) ADAC Formel 4	(T) Van Amersfoort Racing(NLD) Van Amersfoort Racing	12	1:40.552	0.750	0.286	131.2	9:08:47
5	17 J.Edgar(GBR) ADAC Formel 4	(T) Van Amersfoort Racing(NLD) Van Amersfoort Racing	13	1:40.823	1.021	0.271	130.9	9:07:57
6	58 E.Seppänen(FIN) ADAC Formel 4	(T) US Racing(DEU) US Racing	12	1:40.908	1.106	0.085	130.8	9:09:02
7	87 O.Bearman(GBR) R ADAC Formel 4	US Racing(DEU) US Racing	10	1:40.971	1.169	0.063	130.7	9:05:33
8	29 J.Dürksen(DEU) ADAC Formel 4	(T) ADAC Berlin-Brandenburg e.V.(DEU) ADAC Berlin-Brandenburg e.V.	16	1:41.341	1.539	0.370	130.2	9:11:22
9	3 R.Meyuhas(ISR) ADAC Formel 4	R-ACE GP(FRA) R-ACE GP	16	1:41.645	1.843	0.304	129.8	9:11:25
10	95 V.Lomko(RUS) R ADAC Formel 4	US Racing(DEU) US Racing	12	1:42.152	2.350	0.507	129.2	9:08:53
11	7 J.Knopp(CZE) R ADAC Formel 4	(T) ADAC Berlin-Brandenburg e.V.(DEU) ADAC Berlin-Brandenburg e.V.	15	1:42.304	2.502	0.152	129.0	9:09:57
12	23 E.Zuniga(MEX) R ADAC Formel 4	ADAC Berlin-Brandenburg e.V.(DEU) ADAC Berlin-Brandenburg e.V.	15	1:42.633	2.831	0.329	128.6	9:11:14
13	18 C.Han(CHN) R ADAC Formel 4	Van Amersfoort Racing(NLD) Van Amersfoort Racing	13	1:43.770	3.968	1.137	127.2	9:09:37

Subject to final scrutineering!

Publication time:	Clerk of the Course: Ralph Bohnhorst	Timekeeper: Steffen Ruhl
-------------------	--------------------------------------	--------------------------



ADAC Formel 4

Sector List Free Practice 1



Provisional

Motorsportarena Oschersleben, Length: 3667m

Air temperature: 9.27°C

Track temperature: 7.7°C

Weather condition: Wet

DMSB Reg. Nr.: R-11194/20

Friday, November 6, 2020 8:40:00

Lap Id	Time	SE1	SP1	SE2	SP2	SE3	SP3	TSP	Lap Id	Time	SE1	SP1	SE2	SP2	SE3	SP3	TSP		
3 Meyuhas, ISR(#1)									theoretical besttime: 1:41.501										
1	0	2:58.463	1:26.291	136	40.483	148	51.689	53	9	0	1:42.594	37.037	166	35.839	190	29.718	172	197	
2	0	2:44.190	1:15.608	142	38.449	173	50.133	53	10	0	1:42.279	36.949	166	35.401	191	29.929	172	198	
3	0	2:49.515	1:22.368	164	36.986	188	50.161	53	11	0	1:42.202	36.901	166	35.378	190	29.923	171	201	
4	0	2:20.352	1:12.513	165	36.467	186	31.372	173	12	0	1:41.830	36.880	168	35.333	192	29.617	170	198	
5	0	1:45.060	38.344	166	36.184	191	30.532	169	195	13	0	1:41.976	36.876	165	35.353	193	29.747	172	202
6	0	1:44.463	38.036	163	36.074	190	30.353	171	196	14	0	1:41.796	36.551	167	35.465	191	29.780	171	203
7	0	1:43.695	37.695	166	35.750	189	30.250	171	195	15	0	1:41.694	36.621	168	35.352	193	29.721	173	203
8	0	1:42.890	37.187	165	35.655	190	30.048	171	197	16	0	1:41.645	36.555	167	35.433	192	29.657	173	204

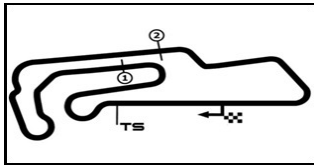
4 Bernier, FRA(#1)									theoretical besttime: 1:39.483										
1	0	3:05.961	1:53.392	137	40.216	156	32.353	160	9	0	4:51.788	3:39.102	165	37.382	126	35.304	174		
2	0	1:46.469	39.378	155	36.458	177	30.633	172	178	10	0	1:41.780	36.671	168	35.511	194	29.598	174	200
3	0	1:42.576	36.803	167	35.539	195	30.234	173	204	11	0	1:40.133	35.943	170	34.820	196	29.370	175	205
4	0	1:41.607	36.379	168	35.505	193	29.723	173	204	12	0	1:40.011	35.889	169	34.759	196	29.363	175	207
5	0	1:52.053	46.253	160	36.004	194	29.796	173	204	13	0	1:39.911	35.792	169	34.637	194	29.482	174	206
6	0	1:41.168	36.158	168	35.345	194	29.665	173	205	14	0	1:39.802	35.865	170	34.762	195	29.175	174	205
7	0	1:41.057	36.275	169	35.136	194	29.646	173	205	15	0	1:39.813	35.671	170	34.744	195	29.398	175	205
8	0	1:59.581	37.116	169	35.089	194	47.376	55	205										

6 Smal, RUS(#1)									theoretical besttime: 1:39.985										
1	0	2:54.708	1:43.500	138	39.453	150	31.755	165	9	0	2:00.402	36.055	166	35.008	191	49.339	53	202	
2	0	1:48.110	40.169	156	37.274	173	30.667	171	142	10	0	4:36.636	3:31.143	167	35.859	190	29.634	173	
3	0	1:42.998	37.267	165	35.732	189	29.999	171	200	11	0	1:41.034	36.352	165	35.067	192	29.615	172	204
4	0	1:42.004	36.764	166	35.453	191	29.787	170	200	12	0	1:40.465	35.952	165	34.881	192	29.632	172	203
5	0	1:48.615	36.819	167	39.481	117	32.315	172	201	13	0	1:40.193	35.707	166	35.054	192	29.432	172	202
6	0	1:41.270	36.360	167	35.101	191	29.809	171	203	14	0	1:42.711	37.870	167	35.444	188	29.397	173	203
7	0	1:41.395	36.455	166	35.255	193	29.685	171	202	15	0	2:10.551	43.844	164	36.859	138	49.848	48	204
8	0	1:41.083	36.412	168	35.108	192	29.563	171	202										

7 Knopp, CZE(#1)									theoretical besttime: 1:42.185										
1	0	2:31.786	1:17.776	108	41.981	152	32.029	167	9	0	1:43.676	37.285	165	36.142	194	30.249	173	203	
2	0	1:53.043	39.099	162	42.076	159	31.868	162	185	10	0	1:42.925	37.065	166	35.897	194	29.963	173	203
3	0	1:49.339	41.078	163	37.533	189	30.728	170	143	11	0	2:02.362	37.122	166	36.236	193	49.004	54	204
4	0	1:47.459	39.228	166	37.335	187	30.896	171	200	12	0	4:12.328	3:04.693	164	36.905	189	30.730	171	
5	0	1:45.341	37.821	167	36.591	193	30.929	171	199	13	0	1:43.883	37.192	167	36.233	189	30.458	172	202
6	0	1:43.791	37.503	167	35.947	193	30.341	172	203	14	0	1:42.666	36.927	169	35.948	193	29.791	173	203
7	0	1:51.954	42.397	64	39.108	193	30.449	172	203	15	0	1:42.304	36.866	169	35.528	193	29.910	173	204
8	0	1:43.582	37.286	166	35.917	193	30.379	172	203	16	0	2:11.761	43.414	158	37.879	186	50.468	54	204

17 Edgar, GBR(#1)									theoretical besttime: 1:40.557										
1	0	2:37.788	1:00.511	142	43.378	140	53.899	53	9	0	1:41.421	36.659	169	35.377	195	29.385	175	206	
2	0	3:20.418	2:08.621	142	40.560	163	31.237	172	10	0	2:01.745	36.678	168	35.829	195	49.238	53	206	
3	0	1:51.285	39.568	165	38.538	146	33.179	173	193	11	0	4:25.109	3:17.630	168	36.030	194	31.449	175	
4	0	1:44.954	38.426	165	36.615	194	29.913	175	196	12	0	1:40.886	36.477	169	35.054	196	29.355	176	206
5	0	1:42.626	37.291	167	35.662	196	29.673	175	204	13	0	1:40.823	36.148	169	35.189	198	29.486	175	207
6	0	1:42.128	37.144	169	35.462	195	29.522	175	206	14	0	1:46.010	36.376	170	35.283	195	34.351	175	208
7	0	1:41.901	36.725	169	35.404	196	29.772	175	205	15	0	1:41.081	36.222	170	35.447	197	29.412	171	206
8	0	1:45.272	37.140	169	37.879	195	30.253	175	207										

18 Han, CHI(#1)									theoretical besttime: 1:43.389										
1	0	2:50.465	1:06.533	133	48.313	152	55.619	53	8	0	1:45.181	37.515	165	37.055	191	30.611	172	200	
2	0	4:11.350	2:41.856	147	50.113	152	39.381	149	9	0	1:45.655	37.368	168	38.091	193	30.196	171	203	
3	0	2:01.335	45.365	149	42.154	185	33.816	167	156	10	0	1:45.038	37.712	165	37.048	189	30.278	171	194
4	0	1:49.203	39.257	166	38.278	191	31.668	169	184	11	0	2:14.143	37.387	168	44.762	191	51.994	53	202
5	0	1:53.891	39.320	166	37.313	189	37.258	170	189	12	0	4:01.997	2:54.684	163	37.247	193	30.066	171	
6	0	1:47.201	38.362	164	37.451	189	31.388	171	192	13	0	1:43.770	37.661	164	36.057	194	30.052	171	202
7	0	1:47.192	38.371	165	37.301	192	31.520	171	198	14	0	1:44.255	37.566	162	36.725	191	29.964	171	199



ADAC Formel 4

Sector List Free Practice 1



Provisional

Motorsportarena Oschersleben, Length: 3667m

Air temperature: 9.27°C

Track temperature: 7.7°C

Weather condition: Wet

DMSB Reg. Nr.: R-11194/20

Friday, November 6, 2020 8:40:00

Lap Id	Time	SE1	SP1	SE2	SP2	SE3	SP3	TSP	Lap Id	Time	SE1	SP1	SE2	SP2	SE3	SP3	TSP
23	Zuniga, MEX(#1)	theoretical besttime: 1:42.362															
1 0	2:29.679	1:10.006	138	44.416	158	35.257	151		9 0	1:42.738	36.931	168	35.887	194	29.920	174	204
2 0	2:13.526	41.705	137	40.598	156	51.223	53	166	10 0	1:51.656	36.698	167	44.490	185	30.468	174	203
3 0	3:06.919	1:37.101	151	39.156	167	50.662	54		11 0	1:43.010	37.102	169	35.882	193	30.026	173	204
4 0	2:45.781	1:17.268	149	38.342	156	50.171	54		12 0	1:42.989	37.034	169	35.966	192	29.989	173	204
5 0	3:15.980	2:06.900	166	37.582	160	31.498	170		13 0	1:43.145	37.207	168	35.867	192	30.071	174	204
6 0	1:45.594	38.018	166	36.667	191	30.909	173	190	14 0	1:43.187	36.838	169	35.966	193	30.383	174	204
7 0	1:44.024	37.659	168	36.286	188	30.079	173	200	15 0	1:42.633	36.896	169	35.744	194	29.993	174	204
8 0	1:43.071	36.965	169	35.766	187	30.340	173	203									

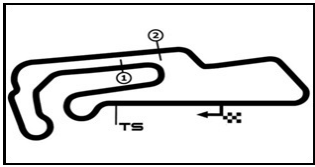
Lap Id	Time	SE1	SP1	SE2	SP2	SE3	SP3	TSP	Lap Id	Time	SE1	SP1	SE2	SP2	SE3	SP3	TSP
29	Dürksen, DEU(#1)	theoretical besttime: 1:41.100															
1 0	2:29.095	1:16.173	126	41.231	143	31.691	171		9 0	1:42.767	36.589	170	35.900	189	30.278	176	204
2 0	1:45.793	38.856	161	36.899	187	30.038	174	178	10 0	1:41.815	36.570	169	35.671	196	29.574	175	203
3 0	1:44.833	38.039	168	36.832	168	29.962	175	195	11 0	2:00.327	37.641	167	35.894	194	46.792	54	189
4 0	1:47.027	38.521	167	37.083	192	31.423	175	195	12 0	4:29.351	3:23.510	165	36.031	175	29.810	175	
5 0	1:42.858	36.999	168	36.101	195	29.758	175	201	13 0	1:42.143	36.564	168	36.050	194	29.529	175	203
6 0	1:43.018	36.961	168	36.429	195	29.628	175	196	14 0	1:45.464	36.394	170	35.459	197	33.611	176	204
7 0	1:42.181	36.853	168	35.670	195	29.658	175	203	15 0	1:41.510	36.470	169	35.404	197	29.636	175	204
8 0	1:42.024	36.637	170	35.710	196	29.677	175	204	16 0	1:41.341	36.188	170	35.383	197	29.770	175	207

Lap Id	Time	SE1	SP1	SE2	SP2	SE3	SP3	TSP	Lap Id	Time	SE1	SP1	SE2	SP2	SE3	SP3	TSP
52	Crawford, USA(#1)	theoretical besttime: 1:40.374															
1 0	2:40.192	1:02.393	142	43.644	159	54.155	53		8 0	1:41.300	36.780	167	34.982	195	29.538	173	204
2 0	4:25.114	3:14.543	163	39.449	158	31.122	172		9 0	2:01.166	36.833	167	35.000	194	49.333	50	204
3 0	1:45.463	38.914	162	36.760	194	29.789	172	184	10 0	5:56.727	4:51.261	167	35.862	195	29.604	173	
4 0	1:44.410	38.038	166	36.776	194	29.596	174	197	11 0	1:45.040	37.632	111	38.029	194	29.379	173	203
5 0	1:42.897	37.264	167	36.152	194	29.481	173	203	12 0	1:40.552	36.478	169	34.792	196	29.282	173	205
6 0	1:42.199	36.943	168	35.756	195	29.500	171	197	13 0	1:40.650	36.300	167	34.813	196	29.537	172	206
7 0	1:41.957	36.713	168	35.028	194	30.216	174	204									

Lap Id	Time	SE1	SP1	SE2	SP2	SE3	SP3	TSP	Lap Id	Time	SE1	SP1	SE2	SP2	SE3	SP3	TSP
58	Seppänen, FIN(#1)	theoretical besttime: 1:40.488															
1 0	2:21.568	49.215	159	38.890	186	53.463	52		8 0	1:43.982	38.714	165	35.689	194	29.579	173	204
2 0	5:43.717	4:33.999	161	38.726	151	30.992	172		9 0	1:41.891	36.924	167	35.378	193	29.589	172	204
3 0	1:44.265	37.693	166	36.393	192	30.179	171	202	10 0	1:41.214	36.655	166	35.029	193	29.530	172	203
4 0	1:43.494	37.491	161	35.934	193	30.069	172	204	11 0	1:40.944	36.561	165	34.863	193	29.520	173	203
5 0	2:02.453	37.204	166	35.559	189	49.690	51	204	12 0	1:40.908	36.380	167	35.007	194	29.521	173	204
6 0	5:15.623	4:10.140	164	35.728	193	29.755	172		13 0	1:41.504	36.105	168	35.294	193	30.105	166	204
7 0	1:42.118	36.909	166	35.369	194	29.840	172	203									

Lap Id	Time	SE1	SP1	SE2	SP2	SE3	SP3	TSP	Lap Id	Time	SE1	SP1	SE2	SP2	SE3	SP3	TSP
77	Tramitz, DEU(#1)	theoretical besttime: 1:40.266															
1 0	2:27.973	51.643	162	38.189	188	58.141	53		8 0	1:41.592	36.658	167	35.259	194	29.675	174	204
2 0	4:30.934	3:21.843	157	37.928	190	31.163	173		9 0	1:41.090	36.419	169	35.080	195	29.591	174	205
3 0	1:44.937	37.952	167	36.474	190	30.511	170	200	10 0	1:40.764	36.236	168	34.975	194	29.553	173	205
4 0	1:43.571	37.533	166	35.968	194	30.070	173	203	11 0	1:40.704	36.333	169	34.901	193	29.470	174	204
5 0	1:43.306	37.474	166	35.720	194	30.112	173	203	12 0	1:45.179	36.272	169	38.198	138	30.709	173	205
6 0	2:02.640	36.892	167	35.506	194	50.242	53	203	13 0	1:40.266	36.092	170	34.737	196	29.437	175	205
7 0	5:48.938	4:43.070	166	35.771	195	30.097	173										

Lap Id	Time	SE1	SP1	SE2	SP2	SE3	SP3	TSP	Lap Id	Time	SE1	SP1	SE2	SP2	SE3	SP3	TSP
87	Bearman, GBR(#1)	theoretical besttime: 1:40.776															
1 0	2:31.764	52.228	153	38.721	187	1:00.815	54		8 0	1:41.564	36.941	167	35.211	193	29.412	172	203
2 0	5:13.643	4:04.929	165	37.217	190	31.497	168		9 0	1:41.152	36.595	168	35.267	191	29.290	173	203
3 0	1:57.331	48.962	155	37.740	189	30.629	171	197	10 0	1:40.971	36.275	168	35.232	193	29.464	172	203
4 0	1:44.903	38.124	165	36.232	192	30.547	170	202	11 0	1:45.099	36.447	166	36.742	190	31.910	172	201
5 0	1:43.305	37.437	167	35.782	192	30.086	172	200	12 0	1:46.385	36.935	166	39.129	181	30.321	173	203
6 0	2:01.313	37.159	166	35.649	191	48.505	55	203	13 0	1:41.606	36.697	169	35.229	194	29.680	173	204
7 0	5:16.376	4:10.605	165	35.787	192	29.984	172										



ADAC Formel 4

Sector List Free Practice 1



Provisional

Motorsportarena Oschersleben, Length: 3667m

Air temperature: 9.27°C

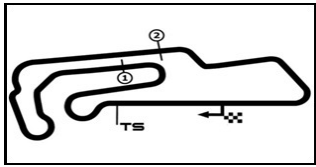
Track temperature: 7.7°C

Weather condition: Wet

DMSB Reg. Nr.: R-11194/20

Friday, November 6, 2020 8:40:00

Lap Id	Time	SE1	SP1	SE2	SP2	SE3	SP3	TSP	Lap Id	Time	SE1	SP1	SE2	SP2	SE3	SP3	TSP	
95 Lomko, RUS(#1)									theoretical besttime: 1:42.021									
1	0	2:34.257	55.943	144	40.100	158	58.214	54	8	0	1:48.725	37.073	167	41.220	193	30.432	171	200
2	0	4:40.857	3:30.915	140	38.527	172	31.415	171	9	0	1:42.648	36.966	168	35.700	193	29.982	173	203
3	0	1:46.783	38.468	166	37.214	191	31.101	171	10	0	1:44.004	37.595	168	35.789	195	30.620	173	175
4	0	1:45.691	37.907	167	36.830	192	30.954	171	11	0	1:42.425	36.871	169	35.556	193	29.998	174	196
5	0	2:04.376	37.761	167	37.971	191	48.644	55	12	0	1:42.152	36.843	169	35.386	194	29.923	173	204
6	0	5:36.029	4:28.403	164	37.054	185	30.572	173	13	0	1:42.741	36.712	169	36.018	195	30.011	174	200
7	0	1:44.359	37.513	168	36.250	193	30.596	172	201									



ADAC Formel 4

Top speed list Free Practice 1



Provisional

Motorsportarena Oschersleben, Length: 3667m

Air temperature: 9.27°C

Track temperature: 7.7°C

Weather condition: Wet

DMSB Reg. Nr.: R-11194/20

Friday, November 6, 2020 8:40:00

#	Name (NAT)	Team	Car name	Speed	Lap	Race time
17	Jonny Edgar (GBR)	Van Amersfoort Racing (NLD)	ADAC Formel 4	208.09	14	28:01.958
4	Victor Bernier (FRA)	R-ACE GP (FRA)	ADAC Formel 4	207.69	12	23:49.792
29	Joshua Dürksen (DEU)	ADAC Berlin-Brandenburg e.V. (DEU)	ADAC Formel 4	207.69	16	29:45.820
52	Jak Crawford (USA)	Van Amersfoort Racing (NLD)	ADAC Formel 4	206.10	13	28:52.685
77	Tim Tramnitz (DEU)	US Racing (DEU)	ADAC Formel 4	205.32	9	21:49.552
23	Erick Zuniga (MEX)	ADAC Berlin-Brandenburg e.V. (DEU)	ADAC Formel 4	204.93	11	22:44.638
95	Vladislav Lomko (RUS)	US Racing (DEU)	ADAC Formel 4	204.54	12	27:15.819
58	Elias Seppänen (FIN)	US Racing (DEU)	ADAC Formel 4	204.54	12	27:26.959
7	Josef Knopp (CZE)	ADAC Berlin-Brandenburg e.V. (DEU)	ADAC Formel 4	204.54	15	28:19.814
87	Oliver Bearman (GBR)	US Racing (DEU)	ADAC Formel 4	204.54	13	29:09.498
3	Roe Meyuhas (ISR)	R-ACE GP (FRA)	ADAC Formel 4	204.54	16	29:48.669
6	Kirill Smal (RUS)	R-ACE GP (FRA)	ADAC Formel 4	204.15	11	21:42.916
18	Genyu Han (CHI)	Van Amersfoort Racing (NLD)	ADAC Formel 4	203.38	9	18:11.532