

Provisional

Result List

Stewards / Race Management

STEWARD	Achim Loth
STEWARD	Yasin Özer
STEWARD	Dennis Broedel
RACE DIRECTOR	Niels Wittich
CLERK OF THE COURSE	Janko Garbsch
TECHNICAL DELEGATE	Erik Wilhelmi
CHIEF TIMEKEEPER	Steffen Ruhl

Weather Start/Finish

AIR	10.8°C
TRACK	9.5°C
CONDITIONS	Wet
PRESSURE	1010 hPa
AIR	11.4°C
TRACK	9.6°C
CONDITIONS	Wet
PRESSURE	1005 hPa

Track Information

GREEN FLAG	9:00:51
CHEQUERED FLAG	9:31:21
SAFETY CAR PHASE	1
FULL COURSE YELLOW PHASE	0
TRACK NAME	Lausitzring
TRACK LENGTH	4570m
TURN COUNT	14
TOTAL DISTANCE	63.98km
FASTEST LAP:	#87. BEA - 1:53.162

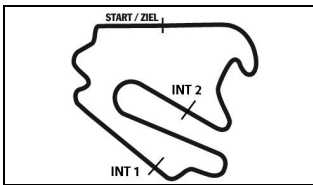
STARTED: 13 CLASSIFIED: 11 NOT CLASSIFIED: 2 DISQUALIFIED: 0

Nr.	Drivers	Team	Laps	Total Time	Gap	Kph	Lap	Time	Kph
Cl.	Car	Competitor							
1	52 J.Crawford(USA) ADAC Formel 4	(T) Van Amersfoort Racing(NLD) Van Amersfoort Racing	14	30:30.393		125.6	6	1:56.437	141.2
2	77 T.Tramnitz(DEU) R ADAC Formel 4	(T) US Racing(DEU) US Racing	14	30:31.840	1.447	125.6	8	1:56.519	141.1
3	6 K.Smal(RUS) R ADAC Formel 4	(T) R-ACE GP(FRA) R-ACE GP	14	30:32.024	1.631	125.4	8	1:56.642	141.0
4	29 J.Dürksen(DEU) ADAC Formel 4	(T) ADAC Berlin-Brandenburg e.V.(DEU) ADAC Berlin-Brandenburg e.V.	14	30:32.038	1.645	125.7	8	1:55.453	142.4
5	4 V.Bernier(FRA) ADAC Formel 4	(T) R-ACE GP(FRA) R-ACE GP	14	30:32.822	2.429	125.6	8	1:55.667	142.2
6	87 O.Bearman(GBR) R ADAC Formel 4	US Racing(DEU) US Racing	14	30:33.273	2.880	125.6	8	1:53.162	145.3
7	17 J.Edgar(GBR) ADAC Formel 4	(T) Van Amersfoort Racing(NLD) Van Amersfoort Racing	14	30:33.614	3.221	125.6	7	1:55.613	142.3
8	3 R.Meyuhas(ISR) ADAC Formel 4	R-ACE GP(FRA) R-ACE GP	14	30:34.831	4.438	125.5	7	1:56.771	140.8
9	23 E.Zuniga(MEX) R ADAC Formel 4	ADAC Berlin-Brandenburg e.V.(DEU) ADAC Berlin-Brandenburg e.V.	14	30:36.159	5.766	125.5	8	1:57.553	139.9
10	7 J.Knopp(CZE) R ADAC Formel 4	(T) ADAC Berlin-Brandenburg e.V.(DEU) ADAC Berlin-Brandenburg e.V.	14	30:36.430	6.037	125.7	8	1:57.424	140.1
11	18 C.Han(CHI) R ADAC Formel 4	Van Amersfoort Racing(NLD) Van Amersfoort Racing	14	30:37.661	7.268	125.7	8	1:57.764	139.7
Not classified									
	95 V.Lomko(RUS) R ADAC Formel 4	US Racing(DEU) US Racing	8	16:15.818	6LAPS	136.7	8	1:56.367	141.3
	58 E.Seppänen(FIN) ADAC Formel 4	(T) US Racing(DEU) US Racing	2	5:56.209	12LAPS	72.6			

Fastest lap of the race. Car 87 driver Oliver Bearman on lap 8. Time 1:53.162, average speed 145.3 km/h.

T = nominated for Team Classification

Subject to final scrutineering!		
Publication time:	Clerk of the Course: Janko Garbsch	Timekeeper: Steffen Ruhl



ADAC Formel 4

Lap Chart Race 2

Provisional

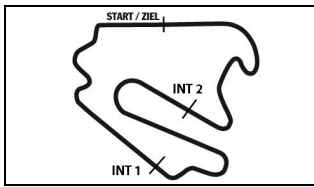


Lausitzring, Length: 4570 m

Sunday, November 1, 2020 9:00:00

LapCha	1	2	3	4	5	6	7	8	9	10	11	12	13	14	15	16	17	18	19	20	21	22	23	24	25	26	27	28	29	30	31	32	33	34	35	36	37	38	39	40	41	42	43	44	45						
LAP 1	6	52	77	58	4	29	87	17	3	23	95	7	18																																						
LAP 2	6	52	77	17	3	.4	23	95	7	18	29	.87	.58																																						
LAP 3	6	52	77	17	3	23	95	7	29	18	4	87																																							
LAP 4	6	52	77	17	3	23	95	7	29	18	4	87																																							
LAP 5	6	52	77	17	3	23	95	29	7	18	4	87																																							
LAP 6	6	52	77	17	3	23	29	95	7	18	4	87																																							
LAP 7	52	17	6	77	3	29	95	23	7	18	4	87																																							
LAP 8	52	6	77	3	.17	29	95	23	7	18	4	87																																							
LAP 9	52	6	77	3	29	23	7	18	4	17	87	SC																																							
LAP 10	52	6	77	3	29	23	7	18	4	17	87	SC																																							
LAP 11	52	6	77	3	29	23	7	18	4	17	87	SC																																							
LAP 12	52	6	77	3	29	23	7	18	4	17	87																																								
LAP 13	52	6	77	29	3	23	4	17	87	7	18																																								
LAP 14	52	77	6	29	4	87	17	3	23	7	18																																								

.- PITSTOP ' - LAP BEHIND



ADAC Formel 4

Sector List Race 2

Provisional



Lausitzring, Length: 4570m

Air temperature: 11.38°C

Track temperature: 9.6°C

Weather condition: Wet

DMSB Reg. Nr.: R-12080/20

Sunday, November 1, 2020 9:00:00

Lap Id	Time	SE1	SP1	SE2	SP2	SE3	SP3	TSP	Lap Id	Time	SE1	SP1	SE2	SP2	SE3	SP3	TSP		
3	Meyuhas, ISR(#1)								theoretical besttime: 1:56.504										
1	0	2:11.908	45.439	196	48.172	197	38.297	210	147	8	0	1:57.091	35.357	196	44.866	201	36.868	206	213
2	0	2:01.479	36.779	197	46.935	196	37.765	208	217	9	0	1:59.181	35.292	196	44.631	200	39.258	152	212
3	0	1:59.577	35.791	196	46.387	196	37.399	208	215	10	0	2:45.259	46.630	144	1:06.765	120	51.864	140	160
4	0	2:00.350	35.852	193	46.882	196	37.616	206	215	11	0	2:50.998	48.963	113	1:10.661	110	51.374	133	146
5	0	1:59.298	35.864	196	46.020	196	37.414	206	213	12	0	2:56.938	48.695	129	1:05.021	98	1:03.222	182	135
6	0	1:57.929	35.344	196	45.415	198	37.170	206	213	13	0	1:58.864	36.781	198	45.158	201	36.925	210	196
7	0	1:56.771	35.153	196	44.898	198	36.720	207	213	14	0	1:59.188	36.017	199	45.548	199	37.623	210	216

4	Bernier, FRA(#1)								theoretical besttime: 1:54.998										
1	0	2:10.933	44.388	197	47.783	200	38.762	210	140	8	0	1:55.667	34.650	196	44.548	197	36.469	209	215
2	0	2:04.290	36.660	198	46.981	196	40.649	56	215	9	0	2:01.334	34.332	196	46.295	156	40.707	170	215
3	0	2:35.629	1:12.225	195	45.946	199	37.458	208		10	0	2:18.778	37.096	171	52.036	122	49.646	143	175
4	0	1:57.605	35.520	196	45.208	200	36.877	207	214	11	0	2:50.555	48.846	116	1:09.518	108	52.191	137	130
5	0	1:56.912	35.220	197	44.820	200	36.872	208	214	12	0	2:53.085	48.455	110	1:04.395	131	1:00.235	187	147
6	0	1:56.050	34.905	194	44.471	200	36.674	209	214	13	0	1:58.677	37.356	200	45.126	203	36.195	211	200
7	0	1:56.911	34.510	196	45.671	201	36.730	209	215	14	0	1:56.396	35.348	201	44.779	204	36.269	210	217

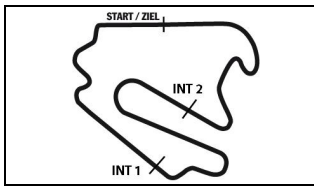
6	Smal, RUS(#1)								theoretical besttime: 1:55.899										
1	0	2:07.722	42.219	191	47.462	195	38.041	206	128	8	0	1:56.642	35.469	196	44.293	199	36.880	205	214
2	0	2:00.557	36.517	193	46.218	195	37.822	205	211	9	0	2:03.278	35.289	196	44.303	199	43.686	115	211
3	0	1:59.864	36.261	194	45.964	195	37.639	205	211	10	0	2:48.770	50.005	142	1:07.083	132	51.682	149	123
4	0	1:57.833	35.455	195	45.357	195	37.021	205	211	11	0	2:51.010	49.319	104	1:10.773	109	50.918	140	146
5	0	1:57.169	35.162	195	45.019	196	36.988	206	211	12	0	2:57.780	48.968	129	1:05.373	93	1:03.439	184	148
6	0	1:57.359	35.151	195	45.231	196	36.977	205	211	13	0	1:58.280	36.228	198	45.257	200	36.795	208	197
7	0	1:58.027	34.964	195	46.104	196	36.959	209	211	14	0	1:57.733	36.638	199	44.453	202	36.642	209	214

7	Knopp, CZE(#1)								theoretical besttime: 1:57.093										
1	0	2:15.097	46.683	196	49.589	193	38.825	209	154	8	0	1:57.424	35.445	200	44.870	201	37.109	212	218
2	0	2:03.341	37.187	183	48.198	195	37.956	210	216	9	0	2:02.944	35.785	198	45.942	197	41.217	176	219
3	0	2:01.095	36.135	196	47.547	197	37.413	211	217	10	0	2:29.036	39.153	160	59.077	112	50.806	131	184
4	0	2:01.620	36.403	196	47.521	198	37.696	210	218	11	0	2:51.508	49.519	112	1:10.393	104	51.596	139	129
5	0	2:01.550	36.778	198	46.289	197	38.483	212	216	12	0	2:54.953	48.794	112	1:04.289	118	1:01.870	188	117
6	0	1:59.195	36.128	199	45.621	198	37.446	213	218	13	0	2:01.267	37.446	200	46.941	200	36.880	212	201
7	0	1:59.683	36.433	196	45.951	200	37.299	211	222	14	0	1:57.717	35.705	199	45.234	202	36.778	212	218

17	Edgar, GBR(#1)								theoretical besttime: 1:55.018										
1	0	2:11.452	44.937	201	48.140	201	38.375	213	160	8	0	2:10.815	42.255	197	47.237	200	41.323	54	220
2	0	2:00.769	36.391	202	46.738	199	37.640	211	221	9	0	2:41.086	1:15.533	182	47.393	160	38.160	188	
3	0	1:59.619	35.938	200	46.395	200	37.286	212	219	10	0	2:06.234	36.350	194	46.422	184	43.462	131	184
4	0	1:57.491	35.321	200	45.463	201	36.707	213	219	11	0	2:49.953	48.346	111	1:09.279	113	52.328	130	141
5	0	1:56.782	35.156	201	45.120	202	36.506	213	219	12	0	2:52.346	48.334	110	1:04.152	130	59.860	194	141
6	0	1:55.804	34.835	201	44.595	204	36.374	217	220	13	0	1:58.962	37.407	204	45.499	205	36.056	212	209
7	0	1:55.613	34.580	202	44.461	204	36.572	216	223	14	0	1:56.688	35.535	205	45.176	207	35.977	213	220

18	Han, CHI(#1)								theoretical besttime: 1:57.529										
1	0	2:16.277	47.059	196	49.689	195	39.529	207	151	8	0	1:57.764	35.232	197	45.253	198	37.279	207	214
2	0	2:05.690	37.118	196	48.933	192	39.639	208	214	9	0	2:05.650	35.413	196	47.635	151	42.602	181	214
3	0	2:03.179	36.368	195	47.992	195	38.819	208	214	10	0	2:21.551	38.835	181	52.984	127	49.732	133	193
4	0	2:01.883	36.336	197	47.063	196	38.484	208	216	11	0	2:50.192	48.601	103	1:09.771	111	51.820	136	126
5	0	2:01.641	36.014	197	47.313	195	38.314	207	214	12	0	2:54.154	48.572	114	1:04.248	130	1:01.334	188	131
6	0	2:00.481	36.041	194	46.413	196	38.027	208	214	13	0	2:01.570	38.791	199	45.735	201	37.044	213	201
7	0	1:59.260	35.558	197	46.180	196	37.522	208	214	14	0	1:58.369	35.522	200	45.752	199	37.095	210	219

23	Zuniga, MEX(#1)								theoretical besttime: 1:56.975										
1	0	2:13.005	46.053	200	48.372	197	38.580	210	150	8	0	1:57.553	35.537	198	44.680	200	37.336	210	217
2	0	2:04.116	38.844	194	46.873	195	38.399	208	217	9	0	2:02.777	35.341	198	45.216	186	42.220	180	216
3	0	2:01.608	36.359	197	46.452	194	38.797	208	215	10	0	2:29.211	38.931	159	59.350	112	50.930	121	184
4	0	2:02.098	36.669	195	47.052	193	38.377	208	214	11	0	2:51.533	49.377	116	1:10.419	107	51.737	130	135
5	0	1:59.889	36.403	196	45.542	197	37.944	208	214	12	0	2:54.885	48.676	117	1:04.203	105	1:02.006	188	126



ADAC Formel 4

Sector List Race 2

Provisional



Lausitzring, Length: 4570m

Air temperature: 11.38°C

Track temperature: 9.6°C

Weather condition: Wet

DMSB Reg. Nr.: R-12080/20

Sunday, November 1, 2020 9:00:00

Lap	Id	Time	SE1	SP1	SE2	SP2	SE3	SP3	TSP	Lap	Id	Time	SE1	SP1	SE2	SP2	SE3	SP3	TSP
6	0	2:00.453	35.936	197	45.958	196	38.559	208	214	13	0	1:59.348	37.220	200	44.989	202	37.139	207	202
7	0	1:59.907	36.433	197	45.974	201	37.500	211	214	14	0	1:59.776	35.898	201	46.924	200	36.954	211	215

29 Dürksen, DEU(#1)

theoretical besttime: 1:55.126

1	0	2:10.983	44.612	194	47.706	201	38.665	215	145	8	0	1:55.453	34.607	198	44.364	201	36.482	211	217
2	0	2:13.804	36.031	200	46.255	200	51.518	208	219	9	0	1:57.133	34.879	199	44.405	201	37.849	167	217
3	0	1:58.970	35.823	199	45.712	199	37.435	210	215	10	0	2:39.459	42.025	152	1:05.891	119	51.543	113	151
4	0	1:57.723	35.398	199	45.376	203	36.949	214	217	11	0	2:51.262	48.594	119	1:10.880	105	51.788	133	151
5	0	2:00.951	36.834	202	46.105	195	38.012	215	221	12	0	2:55.772	48.624	119	1:04.805	103	1:02.343	187	139
6	0	1:58.766	34.983	200	45.176	200	38.607	213	222	13	0	1:58.005	36.210	201	45.017	207	36.778	215	200
7	0	1:56.535	35.071	198	44.776	200	36.688	211	219	14	0	1:57.222	36.307	202	44.760	206	36.155	213	221

52 Crawford, USA(#1)

theoretical besttime: 1:55.920

1	0	2:08.844	42.865	197	47.619	197	38.360	210	132	8	0	1:56.447	35.242	197	44.451	200	36.754	209	215
2	0	2:01.267	36.679	197	46.435	196	38.153	208	217	9	0	2:03.460	34.921	198	44.322	200	44.217	118	215
3	0	1:59.205	36.132	197	45.655	198	37.418	210	215	10	0	2:49.078	49.986	133	1:07.142	142	51.950	151	122
4	0	1:58.275	35.529	198	45.576	197	37.170	209	217	11	0	2:50.950	49.530	110	1:09.456	117	51.964	140	141
5	0	1:56.989	35.259	198	44.875	198	36.855	209	215	12	0	2:58.228	48.602	145	1:06.215	92	1:03.411	184	140
6	0	1:56.437	35.065	198	44.695	200	36.677	211	216	13	0	1:58.157	36.131	197	45.223	198	36.803	208	197
7	0	1:56.464	34.956	199	44.594	200	36.914	209	218	14	0	1:56.592	35.242	197	44.414	200	36.936	208	214

58 Seppänen, FIN(#1)

theoretical besttime: 2:01.416

1	0	2:09.725	43.744	195	47.735	198	38.246	208	138	2	0	3:46.484	36.818	196	46.352	198	2:23.314	52	215
---	---	----------	--------	-----	--------	-----	---------------	-----	-----	---	---	----------	---------------	------------	---------------	------------	----------	----	------------

77 Tramnitz, DEU(#1)

theoretical besttime: 1:55.721

1	0	2:09.246	43.280	196	47.827	195	38.139	209	136	8	0	1:56.519	35.643	200	44.395	201	36.481	209	220
2	0	2:01.623	36.671	197	46.473	199	38.479	208	216	9	0	2:03.812	35.489	200	44.331	203	43.992	118	216
3	0	1:59.199	36.183	196	45.809	198	37.207	208	214	10	0	2:49.071	50.414	147	1:06.930	123	51.727	148	121
4	0	1:58.041	35.532	197	45.528	200	36.981	210	214	11	0	2:51.412	49.255	114	1:10.658	107	51.499	132	147
5	0	1:57.101	35.162	198	45.193	199	36.746	210	216	12	0	2:56.641	48.570	123	1:05.016	92	1:03.055	188	140
6	0	1:56.653	34.909	199	44.822	201	36.922	209	216	13	0	1:58.252	36.346	200	45.257	202	36.649	214	200
7	0	1:56.828	35.087	200	44.664	202	37.077	214	214	14	0	1:57.442	36.120	198	44.450	202	36.872	206	218

87 Bearman, GBR(#1)

theoretical besttime: 1:53.162

1	0	2:11.008	43.879	195	47.949	199	39.180	197	143	8	0	1:53.162	34.192	196	43.068	201	35.902	206	212
2	0	2:27.854	41.096	160	54.747	162	52.011	54	200	9	0	1:58.047	34.877	196	46.063	198	37.107	185	211
3	0	2:42.874	1:18.676	194	46.859	197	37.339	205		10	0	1:59.878	35.020	195	44.607	196	40.251	138	191
4	0	1:57.271	35.426	195	44.931	197	36.914	206	211	11	0	2:49.355	47.793	117	1:09.295	107	52.267	127	137
5	0	1:56.290	35.492	194	44.317	198	36.481	206	211	12	0	2:52.158	48.275	107	1:04.422	129	59.461	194	137
6	0	1:55.554	34.814	195	44.367	199	36.373	206	212	13	0	1:59.314	37.670	200	45.251	205	36.393	208	206
7	0	1:54.660	34.561	196	44.035	200	36.064	206	212	14	0	1:55.848	35.312	201	44.520	205	36.016	210	216

95 Lomko, RUS(#1)

theoretical besttime: 1:56.272

1	0	2:13.651	45.859	197	49.081	196	38.711	208	146	6	0	1:59.372	36.099	194	44.811	200	38.462	209	212	
2	0	2:03.890	38.388	192	47.022	197	38.480	210	215	7	0	1:57.750	36.012	196	44.891	199	36.847	208	216	
3	0	2:01.478	36.208	199	46.206	196	39.064	208	216	8	0	1:56.367	35.185	196	44.369	198	36.813	207	214	
4	0	2:02.076	36.668	195	46.763	195	38.645	207	215	9			35.090	195					213	
5	0	2:01.234	37.149	197	46.068	195	38.017	208	212											