



Final Classification

Result List

Stewards / Race Management

STEWARD	Harry Stüber
STEWARD	Gerd Weidinger
STEWARD	Carsten Ruscher
RACE DIRECTOR	Christian Vormann
CLERK OF THE COURSE	Janko Garbsch
TECHNICAL DELEGATE	Korbinian Beckert
CHIEF TIMEKEEPER	Steffen Ruhl

Weather Start/Finish

AIR	13.3°C
TRACK	12.3°C
CONDITIONS	Wet
PRESSURE	1010 hPa
AIR	13.3°C
TRACK	12.1°C
CONDITIONS	Wet
PRESSURE	1010 hPa

Track Information

GREEN FLAG	16:50:42
CHEQUERED FLAG	17:54:41
SAFETY CAR PHASE	2
FULL COURSE YELLOW PHASE	0
TRACK NAME	Lausitzring
TRACK LENGTH	4570m
TURN COUNT	14
TOTAL DISTANCE	127.96km
FASTEST LAP:	#13. HST - 2:05.974

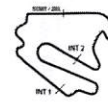
STARTED: 20 CLASSIFIED: 17 NOT CLASSIFIED: 3 DISQUALIFIED: 0

Nr.	Drivers	Team	Laps	Total Time	Gap	Kph	Lap	Time	Kph
Cl.	Car	Competitor							
1	22 J.Kasperlik(DEU)/N.Möller-Madsen(DNK)	Team Allied-Racing(DEU)	28	1:04:02.029		119.8	27	2:06.661	129.8
	Porsche Cayman 718 GT4 MR	Team Allied-Racing							
2	13 J.Marschalkowski(DEU)/H.Still(DEU)	Team Zakspeed(DEU)	28	1:04:07.012	4.983	119.8	24	2:05.974	130.5
	J Mercedes-AMG GT4	Team Zakspeed							
3	48 J.Apotheloz(CHE)/L.Trefz(DEU)	MANN-FILTER Team HTP-WINWARD(DEU)	28	1:04:08.412	6.383	119.7	23	2:06.227	130.3
	J Mercedes-AMG GT4	HTP-WINWARD Motorsport							
4	2 G.Piana(ITA)/M.Schrey(DEU)	Hofer Racing by Bonk Motorsport(CHE)	28	1:04:15.986	13.957	119.4	28	2:07.688	128.8
	BMW M4 GT4	Hofer Racing by Bonk Motorsport							
5	19 L.O Dey(DEU)/A.Tauscher(DEU)	KÜS TEAM75 Bernhard(DEU)	28	1:04:16.628	14.599	119.5	26	2:07.734	128.7
	J Porsche Cayman 718 GT4 MR	KÜS TEAM75 Bernhard							
6	69 F.Martin-Dye(GBR)/P.Dörr(DEU)	Dörr Motorsport(DEU)	28	1:04:26.456	24.427	119.1	5	2:08.098	128.4
	J McLaren 570s GT4	Dörr Motorsport							
7	18 T.Heinemann(DEU)/M.Oestreich(DEU)	Prospport Racing(DEU)	28	1:04:30.256	28.227	119.8	28	2:06.299	130.2
	Aston Martin Vantage GT4	Prospport Racing							
8	3 C.Hürtgen(DEU)/S.von Gartzen(DEU)	Hofer Racing by Bonk Motorsport(CHE)	28	1:04:44.589	42.560	118.6	27	2:09.622	126.9
	BMW M4 GT4	Hofer Racing by Bonk Motorsport							
9	89 J.Krabec(CZE)/L.Marionek(DEU)	RTR projects(CZE)	28	1:04:45.812	43.783	118.6	24	2:08.412	128.1
	T KTM X-Bow GT4	RTR projects							
10	27 S.Grotstollen(DEU)/G.Braun(DEU)	team lillestoff(DEU)	28	1:04:46.214	44.185	118.9	24	2:08.594	127.9
	T BMW M4 GT4	team lillestoff							
11	59 A.Sizov(RUS)/C.Dreyspring(DEU)	Dörr Motorsport(DEU)	28	1:04:57.912	55.883	118.3	23	2:07.015	129.5
	J McLaren 570s GT4	Dörr Motorsport							
12	9 T.Neumann(BUL)/J.Bölting(DEU)	DLV-Team Schuetz Motorsport(DEU)	28	1:05:00.789	58.760	118.2	23	2:10.627	125.9
	T Porsche Cayman 718 GT4 MR	DLV-Team Schuetz Motorsport							
13	24 F.Janits(AUT)/R.Kofler(AUT)	True Racing(AUT)	28	1:05:22.094	1:20.065	117.4	23	2:08.711	127.8
	KTM X-BOW GT4 EVO	True Racing							
14	5 D.Solombrino(DEU)/C.Stingu(ROM)	Hella Pagid - racing one(DEU)	28	1:05:25.895	1:23.866	117.6	24	2:09.927	126.6
	Audi R8 LMS GT4	Hella Pagid - racing one							
15	14 J.Kreuzpointner(DEU)/A.Kreuzpointner(DEU)	MRS GT-Racing(DEU)	28	1:05:31.451	1:29.422	117.4	24	2:10.781	125.7
	BMW M4 GT4	MRS GT-Racing							
16	26 T.Kieffer(LUX)/C.Kosch(LUX)	Team Allied-Racing(DEU)	28	1:06:11.059	2:09.030	116.4	20	2:09.833	126.7
	T Porsche Cayman 718 GT4 MR	Team Allied-Racing							
17	21 D.Fetzer(DEU)/J.Sturm(DEU)	Team Allied-Racing(DEU)	25	57:47.510	3LAPS	119.2	25	2:07.500	129.0
	J Porsche Cayman 718 GT4 MR	Team Allied-Racing							

Not classified

23	R.Falkenbach(DEU)/C.Piro(DEU)	Team piro sports Caffè d Italia(DEU)	14	45:08.576	14LAPS	83.5	10	2:10.340	126.2
	J Ginetta G55 GT4	Team piro sports Caffè d Italia							
71	W.Tregurtha(GBR)/H.Sasse(DEU)	T3-HRT-Motorsport(DEU)	13	29:14.310	15LAPS	121.8	5	2:08.785	127.7
	J Audi R8 LMS GT4	T3-HRT-Motorsport							
8	M.Suabo(DEU)/M.Dienst(DEU)	DLV-Team Schuetz Motorsport(DEU)							
	T Mercedes-AMG GT4	DLV-Team Schuetz Motorsport							

Fastest lap of the race. Car 13 driver Hendrik Still on lap 24. Time 2:05.974, average speed 130.5 km/h.



DMSB Reg. Nr.: R-12080/20

Final Classification

Result List

Nr. Drivers	Team	Laps	Total Time	Gap	Kph	Lap	Time	Kph
Cl. Car	Competitor							


Following race director decision - 5 s time penalty for the car no. 21, 26

Following stewards decision no. 65 drive trough penalty converted into a time penalty of 30 seconds for car no. 13

Following stewards decision no. 66 drive trough penalty converted into a time penalty of 30 seconds for car no. 18

" the decision of the court of appeal 7/20 for #13 is taken into account "

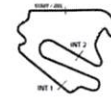
Final classification
Date: 31.12.2020 Time: 14.00

Steward: Harry Stüber 	STÜBER 1058517 DMSB	Steward:	Steward:
--	---------------------------	----------	----------

ver: 2.0

www.adac.de/motorsport

Page 2/ 2 printed: 9.12.2020 18:38



Final Classification

Class Result List

Stewards / Race Management

STEWARD	Harry Stüber
STEWARD	Gerd Weidinger
STEWARD	Carsten Ruscher
RACE DIRECTOR	Christian Vormann
CLERK OF THE COURSE	Janko Garbsch
TECHNICAL DELEGATE	Korbinian Beckert
CHIEF TIMEKEEPER	Steffen Ruhl

Weather Start/Finish

AIR	13.3°C
TRACK	12.3°C
CONDITIONS	Wet
PRESSURE	1010 hPa
AIR	13.3°C
TRACK	12.1°C
CONDITIONS	Wet
PRESSURE	1010 hPa

Track Information

GREEN FLAG	16:50:42
CHEQUERED FLAG	17:54:41
SAFETY CAR PHASE	2
FULL COURSE YELLOW PHASE	0
TRACK NAME	Lausitzring
TRACK LENGTH	4570m
TURN COUNT	14
TOTAL DISTANCE	127.96km
FASTEST LAP:	#13. HST - 2:05.974

STARTED: 20 CLASSIFIED: 17 NOT CLASSIFIED: 3 DISQUALIFIED: 0

Nr. Drivers	Team	Laps	Total Time	Gap	Kph	Lap	Time	Kph
Car	Competitor							

CLASS: Junior

Started: 8 Classified: 6

Not Classified: 2

1	13	J.Marschalkowski(DEU)/H.Still(DEU)	Team Zakspeed(DEU)	28	1:04:07.012		119.8	24	2:05.974	130.5
		Mercedes-AMG GT4	Team Zakspeed							
2	48	J.Apotheloz(CHE)/L.Trefz(DEU)	MANN-FILTER Team HTP-WINWARD(DEU)	28	1:04:08.412	1.400	119.7	23	2:06.227	130.3
		Mercedes-AMG GT4	HTP-WINWARD Motorsport							
3	19	L.O Dey(DEU)/A.Tauscher(DEU)	KÜS TEAM75 Bernhard(DEU)	28	1:04:16.628	9.616	119.5	26	2:07.734	128.7
		Porsche Cayman 718 GT4 MR	KÜS TEAM75 Bernhard							
4	69	F.Martin-Dye(GBR)/P.Dörr(DEU)	Dörr Motorsport(DEU)	28	1:04:26.456	19.444	119.1	5	2:08.098	128.4
		McLaren 570s GT4	Dörr Motorsport							
5	59	A.Sizov(RUS)/C.Dreyspring(DEU)	Dörr Motorsport(DEU)	28	1:04:57.912	50.900	118.3	23	2:07.015	129.5
		McLaren 570s GT4	Dörr Motorsport							
6	21	D.Fetzer(DEU)/J.Sturm(DEU)	Team Allied-Racing(DEU)	25	57:47.510	3LAPS	119.2	25	2:07.500	129.0
		Porsche Cayman 718 GT4 MR	Team Allied-Racing							

Not classified

23	R.Falkenbach(DEU)/C.Piro(DEU)	Team piro sports Caffè d Italia(DEU)	14	45:08.576	14LAPS	83.5	10	2:10.340	126.2
	Ginetta G55 GT4	Team piro sports Caffè d Italia							
71	W.Tregurtha(GBR)/H.Sasse(DEU)	T3-HRT-Motorsport(DEU)	13	29:14.310	15LAPS	121.8	5	2:08.785	127.7
	Audi R8 LMS GT4	T3-HRT-Motorsport							

Fastest lap of the class. Car 13 driver Hendrik Still on lap 24. Time 2:05.974, average speed 130.5 km/h.

CLASS: Trophy

Started: 5 Classified: 4

Not Classified: 1

1	89	J.Krabec(CZE)/L.Marionek(DEU)	RTR projects(CZE)	28	1:04:45.812		118.6	24	2:08.412	128.1
		KTM X-Bow GT4	RTR projects							
2	27	S.Grotstollen(DEU)/G.Braun(DEU)	team lillestoff(DEU)	28	1:04:46.214	0.402	118.9	24	2:08.594	127.9
		BMW M4 GT4	team lillestoff							
3	9	T.Neumann(BUL)/J.Böiting(DEU)	DLV-Team Schuetz Motorsport(DEU)	28	1:05:00.789	14.977	118.2	23	2:10.627	125.9
		Porsche Cayman 718 GT4 MR	DLV-Team Schuetz Motorsport							
4	26	T.Kieffer(LUX)/C.Kosch(LUX)	Team Allied-Racing(DEU)	28	1:06:11.059	1:25.247	116.4	20	2:09.833	126.7
		Porsche Cayman 718 GT4 MR	Team Allied-Racing							

Not classified

8	M.Suabo(DEU)/M.Dienst(DEU)	DLV-Team Schuetz Motorsport(DEU)
	Mercedes-AMG GT4	DLV-Team Schuetz Motorsport

Fastest lap of the class. Car 89 driver Lennart Marionek on lap 24. Time 2:08.412, average speed 128.1 km/h.

Following race director decision - 5 s time penalty for the car no. 21, 26

Following stewards decision no. 65 drive trough penalty converted into a time penalty of 30 seconds for car no. 13

Following stewards decision no. 66 drive trough penalty converted into a time penalty of 30 seconds for car no. 18

" the decision of the court of appeal 7/20 for #13 is taken into account "

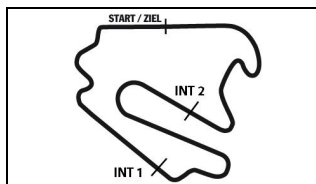
Steward: Harry Stüber	STÜBER 1058517 DMSB	Steward:	Steward:
Final classification			

Date: 11.12.20 Time: 14

ver: 2.0

www.adac.de/motorsport

Page 1/ 1 printed: 9.12.2020 18:38



ADAC GT4 Germany

Sector List Race 1

Provisional



Lausitzring, Length: 4570m

Air temperature: 13.33°C

Track temperature: 12°C

Weather condition: Wet

DMSB Reg. Nr.: R-12080/20

Saturday, October 31, 2020 16:50:00

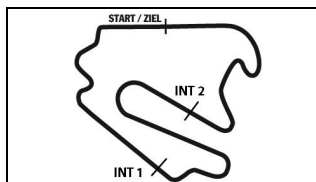
Lap	Id	Time	SE1	SP1	SE2	SP2	SE3	SP3	TSP	Lap	Id	Time	SE1	SP1	SE2	SP2	SE3	SP3	TSP
2 Piana, ITA(#1) / Schrey, DEU(#2) theoretical besttime: 2:06.911																			
1	1	2:18.269	46.290	197	50.046	191	41.933	211	177	15	2	3:40.456	2:05.279	195	52.404	177	42.773	210	
2	1	2:35.732	40.720	122	1:01.752	136	53.260	152	222	16	2	2:13.277	40.057	196	50.931	189	42.289	197	220
3	1	2:42.275	48.738	157	1:02.328	105	51.209	210	133	17	2	2:28.965	39.806	196	55.656	122	53.503	157	198
4	1	2:11.823	39.744	196	48.886	195	43.193	212	221	18	2	2:48.936	48.107	135	1:11.420	81	49.409	215	180
5	1	2:11.208	39.332	197	49.337	192	42.539	212	221	19	2	2:10.803	38.351	198	50.068	189	42.384	213	226
6	1	2:10.969	39.511	197	49.383	193	42.075	211	222	20	2	2:09.817	38.047	198	49.722	193	42.048	213	223
7	1	2:10.873	38.988	197	49.948	194	41.937	210	221	21	2	2:10.808	39.291	198	49.949	193	41.568	213	223
8	1	2:10.010	39.176	197	49.217	191	41.617	210	221	22	2	2:09.090	38.266	198	49.664	195	41.160	213	224
9	1	2:09.822	38.877	197	49.401	190	41.544	210	220	23	2	2:08.760	38.135	198	49.268	196	41.357	214	223
10	1	2:09.782	38.927	197	49.360	193	41.495	210	220	24	2	2:09.668	38.703	199	49.695	191	41.270	211	225
11	1	2:09.898	38.848	197	49.365	192	41.685	210	220	25	2	2:07.880	38.095	198	49.106	195	40.679	212	221
12	1	2:10.440	38.855	197	50.120	193	41.465	210	220	26	2	2:07.942	37.910	198	49.526	193	40.506	212	222
13	1	2:10.143	38.680	198	49.690	188	41.773	210	221	27	2	2:08.345	37.903	199	49.643	194	40.799	213	222
14	1	2:12.307	39.174	198	49.622	194	43.511	58	221	28	2	2:07.688	37.519	199	49.262	194	40.907	212	223

3 Hürtgen, DEU(#1) / von Gartzen, DEU(#2) theoretical besttime: 2:09.004																			
1	1	2:20.355	47.917	196	49.984	188	42.454	207	171	15	2	2:14.355	39.417	194	52.086	187	42.852	209	219
2	1	2:38.334	45.065	163	59.651	115	53.618	144	161	16	2	2:25.650	41.980	129	59.422	183	44.248	206	219
3	1	2:40.290	49.347	145	1:00.434	112	50.509	210	147	17	2	2:17.014	40.552	192	53.909	186	42.553	210	209
4	1	2:11.949	39.525	193	50.254	191	42.170	210	219	18	2	2:13.887	39.602	195	51.744	189	42.541	210	219
5	1	2:13.851	39.567	192	51.180	189	43.104	209	220	19	2	2:09.714	38.168	196	50.097	192	41.449	211	220
6	1	2:17.533	41.748	183	52.498	190	43.287	209	220	20	2	2:10.743	38.056	196	50.543	191	42.144	210	222
7	1	2:13.765	40.362	194	50.692	189	42.711	209	221	21	2	2:11.422	38.629	193	50.858	191	41.935	211	221
8	1	2:15.481	40.192	193	51.134	188	44.155	205	219	22	2	2:11.190	38.980	196	50.334	189	41.876	211	221
9	1	2:13.765	40.546	194	50.468	189	42.751	209	215	23	2	2:11.079	38.921	196	50.735	191	41.423	210	221
10	1	2:14.421	40.109	193	51.333	188	42.979	208	219	24	2	2:09.885	38.332	197	49.829	190	41.724	210	221
11	1	2:17.723	43.275	184	52.009	189	42.439	209	219	25	2	2:10.260	38.378	197	50.003	191	41.879	210	221
12	1	2:17.365	39.584	194	51.177	190	46.604	58	220	26	2	2:10.695	38.341	196	50.345	191	42.009	211	221
13	2	3:35.934	2:03.229	195	50.233	191	42.472	209		27	2	2:09.622	38.281	197	50.120	190	41.221	212	222
14	2	2:18.223	40.494	194	53.974	180	43.755	209	219	28	2	2:10.084	37.954	197	50.887	191	41.243	211	222

5 Solombrino, DEU(#1) / Stingu, ROM(#2) theoretical besttime: 2:09.400																			
1	2	2:31.188	49.910	193	55.040	173	46.238	197	175	15	1	2:15.415	39.589	196	52.632	176	43.194	211	221
2	2	2:33.433	42.622	161	56.847	116	53.964	145	191	16	1	2:26.340	42.329	126	59.269	167	44.742	200	221
3	2	2:40.250	49.850	149	59.105	144	51.295	212	154	17	1	2:17.279	40.542	178	53.624	168	43.113	203	206
4	2	2:17.382	41.277	195	53.369	190	42.736	214	223	18	1	2:14.945	40.944	181	51.724	191	42.277	213	202
5	2	2:14.590	39.113	197	52.898	190	42.579	213	224	19	1	2:13.291	38.429	197	52.637	192	42.225	212	222
6	2	2:14.165	39.354	196	51.998	190	42.813	210	223	20	1	2:15.192	38.559	197	51.976	189	44.657	52	222
7	2	2:15.170	39.810	197	52.712	190	42.648	213	220	21	1	2:30.076	52.306	196	55.223	188	42.547	211	
8	2	2:14.826	40.147	196	51.790	192	42.889	211	222	22	1	2:15.208	39.161	195	54.757	191	41.290	213	221
9	2	2:13.925	39.584	197	51.567	192	42.774	211	221	23	1	2:11.820	39.030	196	50.681	192	42.109	213	223
10	2	2:13.322	39.764	197	51.030	192	42.528	211	221	24	1	2:09.927	38.546	197	50.146	193	41.235	214	223
11	2	2:13.170	39.751	196	51.034	192	42.385	210	220	25	1	2:12.118	39.475	196	50.862	191	41.781	211	224
12	2	2:12.741	39.716	196	51.194	191	41.831	210	220	26	1	2:11.472	38.706	195	51.483	188	41.283	213	221
13	2	2:16.943	39.296	195	51.750	191	45.897	55	220	27	1	2:12.129	38.683	195	51.960	187	41.486	211	222
14	1	3:38.206	2:02.802	195	52.155	168	43.249	211		28	1	2:11.372	38.394	196	52.118	186	40.860	211	221

8 Suabo, DEU(#1) / Dienst, DEU(#2) theoretical besttime:																			
1																			

9 Neumann, BUL(#1) / Bölting, DEU(#2) theoretical besttime: 2:09.417																			
1	1	2:24.412	50.771	198	51.328	194	42.313	150	194	15	2	3:50.486	2:15.084	188	52.732	180	42.670	208	
2	1	2:36.538	44.690	162	58.694	108	53.154	158	134	16	2	2:20.080	40.233	187	55.557	182	44.290	207	220
3	1	2:40.486	49.538	153	1:00.164	102	50.784	217	143	17	2	2:18.127	40.154	192	54.991	182	42.982	212	218
4	1	2:12.564	40.106	198	50.650	186	41.808	214	227	18	2	2:18.391	39.882	191	52.104	144	46.405	213	223
5	1	2:12.239	40.608	197	49.900	196	41.731	216	225	19	2	2:15.786	42.236	211	51.264	191	42.286	216	224
6	1	2:12.901	40.224	198	50.929	195	41.748	217	227	20	2	2:15.800	39.743	195	53.965	193	42.092	211	227
7	1	2:11.629	39.245	198	50.612	185	41.772	216	228	21	2	2:13.413	40.245	193	51.025	187	42.143	215	223
8	1	2:11.728	39.123	197	50.348	192	42.257	216	227	22	2	2:12.689	39.485	195	51.276	185	41.928	215	226
9	1	2:11.406	39.711	198	50.167	193	41.528	215	227	23	2	2:10.627	38.874	197	50.348	190	41.405	216	226
10	1	2:14.976	39.498	197	52.668	189	42.810	215	225	24	2	2:12.275	39.337	198	51.286	186	41.652	214	226



ADAC GT4 Germany

Sector List Race 1

Provisional



Lausitzring, Length: 4570m

Air temperature: 13.33°C

Track temperature: 12°C

Weather condition: Wet

DMSB Reg. Nr.: R-12080/20

Saturday, October 31, 2020 16:50:00

Lap	Id	Time	SE1	SP1	SE2	SP2	SE3	SP3	TSP	Lap	Id	Time	SE1	SP1	SE2	SP2	SE3	SP3	TSP
11	1	2:11.602	39.377	198	50.201	195	42.024	215	226	25	2	2:11.504	38.614	198	51.002	187	41.888	213	225
12	1	2:12.852	39.633	198	51.034	195	42.185	215	226	26	2	2:12.746	39.424	199	51.169	193	42.153	210	224
13	1	2:14.060	40.384	197	51.317	196	42.359	215	227	27	2	2:12.324	39.443	198	51.028	187	41.853	215	222
14	1	2:17.068	40.044	196	51.417	193	45.607	55	226	28	2	2:12.080	40.149	196	51.028	189	40.903	215	226

13 Marschalkowski, DEU(#1) / Still, DEU(#2)

theoretical besttime: 2:04.883

1	1	2:19.617	46.810	194	51.130	186	41.677	186	169	15	1	2:09.171	38.510	196	49.071	192	41.590	59	221
2	1	2:37.786	44.451	166	59.739	125	53.596	139	163	16	2	3:37.744	2:01.120	196	49.513	192	47.111	111	
3	1	2:40.511	49.667	139	1:00.554	111	50.290	212	133	17	2	3:00.336	53.037	123	1:13.924	113	53.375	164	116
4	1	2:09.984	39.231	196	49.015	194	41.738	210	222	18	2	2:50.363	48.291	142	1:12.154	77	49.918	212	158
5	1	2:07.422	37.898	196	48.380	193	41.144	212	221	19	2	2:15.725	37.615	197	57.010	185	41.100	213	221
6	1	2:08.021	38.242	196	48.393	193	41.386	210	221	20	2	2:07.429	38.278	197	48.344	195	40.807	213	222
7	1	2:08.735	38.608	196	48.952	194	41.175	212	220	21	2	2:08.828	39.263	198	48.920	193	40.645	213	223
8	1	2:08.633	38.323	196	48.887	195	41.423	210	222	22	2	2:08.287	38.853	198	48.927	193	40.507	213	223
9	1	2:07.444	37.830	196	48.673	193	40.941	211	220	23	2	2:06.020	37.566	198	48.027	195	40.427	213	223
10	1	2:08.454	38.123	196	48.917	194	41.414	211	221	24	2	2:05.974	37.344	198	48.250	196	40.380	214	223
11	1	2:07.905	37.933	195	48.501	189	41.471	210	220	25	2	2:07.298	37.937	198	49.269	193	40.092	214	224
12	1	2:07.742	38.263	195	48.455	191	41.024	210	219	26	2	2:07.345	37.959	196	49.586	193	39.800	213	224
13	1	2:06.523	37.819	196	48.195	193	40.509	210	219	27	2	2:10.125	39.678	197	50.848	192	39.599	213	223
14	1	2:07.211	37.703	196	48.673	191	40.835	211	220	28	2	2:06.379	37.257	197	49.102	192	40.020	213	223

14 Kreuzpointner, DEU(#1) / Kreuzpointner, DEU(#2)

theoretical besttime: 2:09.764

1	1	2:28.399	51.806	203	53.104	189	43.489	207	185	15	2	3:45.251	2:05.661	193	54.601	191	44.989	185	
2	1	2:33.621	41.884	171	57.887	114	53.850	160	214	16	2	2:21.291	41.979	183	53.396	189	45.916	200	200
3	1	2:40.672	49.127	163	59.965	114	51.580	212	179	17	2	2:19.759	41.618	194	53.018	187	45.123	204	212
4	1	2:13.165	39.947	196	50.675	191	42.543	214	222	18	2	2:16.968	40.656	194	52.374	190	43.938	211	215
5	1	2:15.423	41.586	198	51.277	193	42.560	213	224	19	2	2:15.870	39.888	195	52.333	185	43.649	209	221
6	1	2:15.074	40.006	196	51.937	190	43.131	211	222	20	2	2:18.518	39.802	195	55.281	189	43.435	210	219
7	1	2:16.139	42.067	195	50.841	191	43.231	212	221	21	2	2:14.885	39.801	196	51.781	191	43.303	210	219
8	1	2:13.771	39.692	197	51.115	189	42.964	213	222	22	2	2:12.369	39.156	196	51.186	191	42.027	211	221
9	1	2:13.195	40.580	196	50.354	191	42.261	211	223	23	2	2:11.500	38.755	197	50.921	191	41.824	211	220
10	1	2:11.549	39.430	196	49.723	192	42.396	213	221	24	2	2:10.781	38.674	196	50.048	192	42.059	210	221
11	1	2:14.349	40.822	195	50.907	186	42.620	211	223	25	2	2:16.541	38.768	195	55.231	190	42.542	212	220
12	1	2:14.545	40.896	194	50.783	191	42.866	211	221	26	2	2:11.580	38.217	197	51.316	190	42.047	211	222
13	1	2:16.441	40.615	195	51.997	190	43.829	211	221	27	2	2:12.414	38.655	196	51.348	190	42.411	212	221
14	1	2:24.270	41.248	195	53.210	188	49.812	57	220	28	2	2:13.111	38.309	197	52.695	190	42.107	209	222

18 Heinemann, DEU(#1) / Oestreich, DEU(#2)

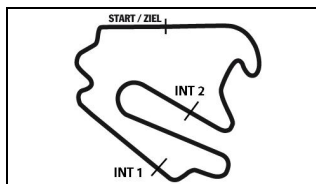
theoretical besttime: 2:05.003

1	1	2:12.569	43.655	194	48.099	193	40.815	209	166	15	1	2:10.089	38.006	196	49.407	191	42.676	60	219
2	1	2:39.459	44.018	134	1:01.397	129	54.044	151	217	16	2	3:47.566	2:06.977	193	51.028	190	49.561	106	
3	1	2:41.090	47.344	171	1:03.997	106	49.749	208	151	17	2	2:59.534	52.236	114	1:13.808	116	53.490	162	105
4	1	2:06.850	38.003	195	48.195	192	40.652	208	217	18	2	2:50.071	48.260	126	1:11.929	82	49.882	211	161
5	1	2:07.073	38.195	194	48.085	194	40.793	208	217	19	2	2:09.695	38.498	196	49.873	189	41.324	211	219
6	1	2:07.611	38.428	194	48.439	193	40.744	209	217	20	2	2:07.911	37.719	196	49.680	190	40.512	210	219
7	1	2:08.073	38.584	195	48.453	192	41.036	209	218	21	2	2:08.290	38.012	195	49.406	191	40.872	210	219
8	1	2:07.931	38.481	194	48.605	193	40.845	208	217	22	2	2:08.439	37.386	195	49.903	190	41.150	210	220
9	1	2:07.679	38.607	193	48.446	192	40.626	208	217	23	2	2:06.902	37.371	195	49.357	191	40.174	211	219
10	1	2:08.230	38.498	195	48.969	192	40.763	209	217	24	2	2:07.053	37.269	196	49.352	193	40.432	211	220
11	1	2:07.820	38.560	194	48.461	193	40.799	209	217	25	2	2:06.903	37.369	196	49.022	192	40.512	211	220
12	1	2:07.871	38.544	195	48.435	193	40.892	209	218	26	2	2:07.140	37.452	196	49.171	191	40.517	211	220
13	1	2:07.653	38.824	195	48.296	193	40.533	210	218	27	2	2:07.310	37.359	196	49.605	192	40.346	211	220
14	1	2:07.145	38.030	195	48.422	193	40.693	210	218	28	2	2:06.299	37.142	196	49.381	188	39.776	209	220

19 O Dey, DEU(#1) / Tauscher, DEU(#2)

theoretical besttime: 2:07.440

1	1	2:21.411	48.213	191	50.641	192	42.557	193	170	15	2	2:10.901	39.448	200	50.386	196	41.067	216	226
2	1	2:37.769	45.018	170	59.388	115	53.363	150	175	16	2	2:10.798	38.698	200	50.692	195	41.408	217	226
3	1	2:40.387	49.379	150	1:00.532	109	50.476	215	145	17	2	2:13.073	38.365	200	51.715	187	42.993	213	227
4	1	2:10.082	38.880	198	49.188	196	42.014	214	225	18	2	2:35.757	42.196	166	1:05.751	126	47.810	219	221
5	1	2:10.534	38.566	200	49.304	195	42.664	216	225	19	2	2:10.559	37.991	199	49.945	196	42.623	213	230
6	1	2:11.255	39.147	200	49.574	195	42.534	216	226	20	2	2:09.422	39.378	200	49.198	197	40.846	219	223
7	1	2:30.639	38.954	199	1:07.844	15													



ADAC GT4 Germany

Sector List Race 1

Provisional



Lausitzring, Length: 4570m

Air temperature: 13.33°C

Track temperature: 12°C

Weather condition: Wet

DMSB Reg. Nr.: R-12080/20

Saturday, October 31, 2020 16:50:00

Lap	Id	Time	SE1	SP1	SE2	SP2	SE3	SP3	TSP	Lap	Id	Time	SE1	SP1	SE2	SP2	SE3	SP3	TSP
10	1	2:14.083	39.087	198	50.906	193	44.090	217	226	24	2	2:09.971	39.095	201	49.921	196	40.955	217	228
11	1	2:17.902	41.139	198	50.455	185	46.308	55	227	25	2	2:07.918	38.077	200	49.208	197	40.633	217	227
12	2	3:35.097	2:02.604	200	50.516	193	41.977	216		26	2	2:07.734	37.892	200	49.366	195	40.476	217	228
13	2	2:11.089	38.936	200	50.773	191	41.380	216	226	27	2	2:08.459	38.093	201	49.806	197	40.560	217	227
14	2	2:12.398	38.981	177	51.959	189	41.458	216	225	28	2	2:07.959	37.776	200	49.594	197	40.589	217	228

21 Fetzer, DEU(#1) / Sturm, DEU(#2)

theoretical besttime: 2:06.840

1	1	2:30.666	48.293	195	57.634	190	44.739	210	171	14	2	2:10.799	39.106	197	49.022	195	42.671	212	223
2	1	2:33.494	42.573	151	56.965	115	53.956	144	190	15	2	2:08.621	38.716	196	49.271	196	40.634	212	222
3	1	2:39.513	49.508	152	59.345	141	50.660	216	147	16	2	2:12.790	38.663	197	51.424	144	42.703	193	222
4	1	2:12.327	39.268	198	50.874	193	42.185	215	227	17	2	2:27.041	40.130	187	53.576	132	53.335	121	182
5	1	2:11.687	40.708	197	49.523	196	41.456	214	226	18	2	2:46.710	47.430	135	1:10.888	81	48.392	215	144
6	1	2:12.404	38.969	197	50.911	192	42.524	214	225	19	2	2:09.482	38.860	197	49.172	189	41.450	213	226
7	1	2:11.357	38.825	198	50.709	185	41.823	214	225	20	2	2:08.134	37.754	198	49.850	192	40.530	213	223
8	1	2:10.259	38.801	197	49.948	192	41.510	214	225	21	2	2:07.641	37.960	198	48.927	197	40.754	214	223
9	1	2:12.926	38.885	196	52.211	190	41.830	213	224	22	2	2:08.266	37.968	197	49.539	194	40.759	214	224
10	1	2:12.562	39.102	197	51.378	189	42.082	213	224	23	2	2:07.540	37.948	198	49.180	196	40.412	213	225
11	1	2:12.569	38.452	197	50.569	195	43.548	58	223	24	2	2:08.338	38.745	196	49.274	196	40.319	214	224
12	2	3:31.408	2:00.537	197	50.052	195	40.819	213		25	2	2:07.500	37.924	198	49.063	196	40.513	213	224
13	2	2:08.476	38.834	196	48.767	196	40.875	212	223	26			38.457	197					223

22 Kasperlik, DEU(#1) / Möller-Madsen, DNK(#2)

theoretical besttime: 2:05.891

1	1	2:14.271	44.838	198	48.413	193	41.020	215	170	15	2	2:07.720	38.120	200	48.895	188	40.705	215	226
2	1	2:38.826	43.072	138	1:01.588	126	54.166	137	225	16	2	2:07.813	38.177	199	48.934	197	40.702	212	226
3	1	2:40.930	47.770	172	1:03.123	112	50.037	214	144	17	2	2:54.700	47.499	121	1:13.640	109	53.561	160	210
4	1	2:07.681	37.932	198	48.320	193	41.429	215	224	18	2	2:49.630	48.247	128	1:11.921	80	49.462	216	159
5	1	2:09.270	38.860	197	49.103	193	41.307	216	224	19	2	2:07.609	37.581	201	48.958	196	41.070	216	227
6	1	2:09.023	39.190	198	48.882	195	40.951	215	226	20	2	2:12.059	38.353	199	52.895	195	40.811	217	227
7	1	2:09.071	38.769	198	49.104	193	41.198	211	225	21	2	2:07.221	37.716	201	48.967	198	40.538	218	227
8	1	2:08.738	38.718	199	48.964	195	41.056	215	222	22	2	2:08.349	38.025	200	49.483	193	40.841	216	229
9	1	2:09.430	38.829	199	49.350	193	41.251	215	225	23	2	2:07.428	37.852	201	49.189	197	40.387	217	227
10	1	2:10.125	38.557	198	49.214	194	42.354	216	225	24	2	2:07.302	38.109	197	49.048	197	40.145	217	228
11	1	2:07.665	38.022	199	48.729	193	40.914	215	226	25	2	2:06.872	38.066	201	48.773	197	40.033	217	227
12	1	2:11.259	38.700	196	49.884	193	42.675	57	226	26	2	2:06.838	37.799	201	49.017	196	40.022	219	228
13	2	3:39.456	2:07.339	198	51.291	197	40.826	215		27	2	2:06.661	37.574	201	49.090	196	39.997	218	229
14	2	2:08.760	38.710	199	49.284	197	40.766	216	225	28	2	2:07.322	37.644	201	49.660	163	40.018	216	229

23 Falkenbach, DEU(#1) / Piro, DEU(#2)

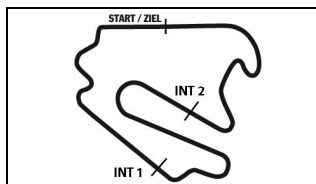
theoretical besttime: 2:09.461

1	1	2:29.719	48.737	191	55.770	180	45.212	204	165	8	1	2:10.841	37.647	192	51.660	189	41.534	205	214
2	1	2:32.957	41.872	159	57.286	118	53.799	143	195	9	1	2:12.160	37.818	191	51.997	184	42.345	205	214
3	1	2:40.621	49.535	145	59.436	119	51.650	208	149	10	1	2:10.340	37.307	192	51.103	187	41.930	206	214
4	1	2:18.254	42.482	189	52.702	186	43.070	207	216	11	1	2:12.539	37.449	190	50.620	191	44.470	57	214
5	1	2:38.725	39.137	193	1:16.741	181	42.847	204	215	12	1	3:41.082	2:05.211	188	52.537	178	43.334	205	
6	1	2:13.738	38.259	190	52.778	186	42.701	205	212	13	2	12:55.061	39.967	191	11:26.170	143	48.924	171	213
7	1	2:14.765	40.392	191	51.709	186	42.664	206	212	14	2	2:37.774	43.137	188	59.521	64	55.116	56	176

24 Janits, AUT(#1) / Kofler, AUT(#2)

theoretical besttime: 2:08.593

1	1	2:18.630	46.104	190	49.739	189	42.787	200	178	15	2	3:36.472	2:03.682	190	50.509	185	42.281	205	
2	1	2:37.111	42.281	144	1:01.243	128	53.587	146	190	16	2	2:16.446	39.855	190	51.723	185	44.868	190	215
3	1	2:41.174	49.128	159	1:01.376	114	50.670	206	135	17	2	2:13.972	40.328	191	50.796	186	42.848	158	202
4	1	2:17.024	40.116	190	48.924	190	47.984	206	216	18	2	2:39.734	43.036	157	1:08.086	110	48.612	208	162
5	1	2:11.334	40.204	190	48.992	188	42.138	207	215	19	2	2:11.454	38.686	191	49.622	189	43.146	205	217
6	1	2:12.867	40.995	189	49.873	188	41.999	206	217	20	2	2:11.076	40.077	191	49.180	190	41.819	208	216
7	1	2:11.284	39.464	190	50.076	185	41.744	206	216	21	2	2:09.327	38.753	191	49.232	189	41.342	205	217
8	1	2:11.771	39.440	190	50.157	179	42.174	205	215	22	2	2:08.993	38.691	191	49.078	189	41.224	205	216
9	1	2:10.436	38.795	191	49.868	189	41.773	205	215	23	2	2:08.711	38.510	191	48.918	190	41.283	205	214
10	1	2:11.259	38.943	190	49.864	188	42.452	205	215	24	2	2:08.874	38.451	191	49.056	189	41.367	206	215
11	1	2:14.520	40.534	190	50.423	187	43.563	206	215	25	2	2:50.394	38.528	190	1:26.752	179	45.114	205	216
12	1	2:13.331	39.543	191	51.659	188	42.129	205	214	26	2	2:15.924	40.336	189	53.080	185	42.508	205	214
13	1	2:13.429	39.536	190	51.409	187	42.484	205	215	27	2	2:15.669	39.307	191	52.046	184	44.316	204	214
14	1	2:16.800	39.722	191	50.997	187	46.081	58	215	28	2	2:14.078	40.368	190	51.032	187	42.678	205	214



ADAC GT4 Germany

Sector List Race 1

Provisional



Lausitzring, Length: 4570m

Air temperature: 13.33°C

Track temperature: 12°C

Weather condition: Wet

DMSB Reg. Nr.: R-12080/20

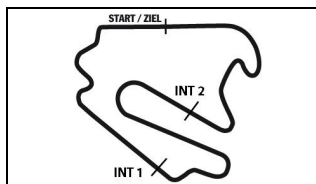
Saturday, October 31, 2020 16:50:00

Lap	Id	Time	SE1	SP1	SE2	SP2	SE3	SP3	TSP	Lap	Id	Time	SE1	SP1	SE2	SP2	SE3	SP3	TSP		
26		Kieffer, LUX(#1) / Kosch, LUX(#2)											theoretical besttime: 2:09.480								
1	0	2:30.463	50.510	191	54.120	168	45.833	211	177	15	0	2:30.612	52.849	193	53.562	184	44.201	132			
2	0	2:33.241	42.101	159	57.106	117	54.034	144	200	16	0	2:26.812	43.755	188	59.660	178	43.397	199	143		
3	0	2:39.748	49.331	154	59.533	120	50.884	210	151	17	0	2:19.469	39.784	186	56.553	184	43.132	206	195		
4	0	2:13.035	40.452	196	50.424	191	42.159	214	221	18	0	2:14.233	40.088	195	52.321	192	41.824	213	208		
5	0	2:13.666	40.619	198	51.171	195	41.876	212	225	19	0	2:11.763	38.670	197	50.978	187	42.115	213	223		
6	0	2:14.823	40.567	197	51.857	191	42.399	212	222	20	0	2:09.833	38.081	198	50.150	193	41.602	214	223		
7	0	2:13.100	40.278	196	50.699	190	42.123	210	222	21	0	2:14.874	41.108	196	50.843	192	42.923	213	224		
8	0	2:13.181	39.519	195	50.397	193	43.265	210	222	22	0	2:12.527	39.463	195	51.688	192	41.376	214	223		
9	0	2:12.090	39.481	196	50.388	192	42.221	212	221	23	0	2:11.875	39.429	197	50.647	193	41.799	214	224		
10	0	2:12.488	39.142	196	51.028	182	42.318	212	222	24	0	2:10.053	38.433	196	50.371	194	41.249	214	224		
11	0	2:12.772	39.732	194	51.227	190	41.813	213	222	25	0	2:18.036	39.212	193	55.546	171	43.278	213	222		
12	0	2:12.508	39.958	197	50.955	183	41.595	213	222	26	0	2:21.436	39.388	196	55.492	183	46.556	207	223		
13	0	2:17.695	40.419	196	51.647	191	45.629	53	223	27	0	2:25.417	42.265	195	57.712	181	45.440	212	218		
14	0	3:57.434	2:05.287	145	1:00.701	175	51.446	53		28	0	2:22.875	41.397	195	57.178	183	44.300	212	222		

27		Grotstollen, DEU(#1) / Braun, DEU(#2)											theoretical besttime: 2:08.042								
1	1	2:32.053	51.803	196	53.381	187	46.869	188	182	15	2	3:40.305	2:03.346	195	50.538	186	46.421	210			
2	1	2:33.317	42.353	162	56.839	116	54.125	146	203	16	2	2:14.186	39.247	183	53.164	191	41.775	211	221		
3	1	2:40.620	50.125	136	58.763	153	51.732	213	160	17	2	2:10.278	38.211	198	50.446	192	41.621	212	221		
4	1	2:14.679	40.512	198	52.107	192	42.060	212	223	18	2	2:31.053	37.954	195	1:05.430	113	47.669	215	222		
5	1	2:13.266	40.358	197	51.039	192	41.869	213	223	19	2	2:10.338	38.161	200	49.817	194	42.360	213	224		
6	1	2:12.758	39.922	197	49.712	189	43.124	213	223	20	2	2:11.272	39.826	200	50.089	195	41.357	216	223		
7	1	2:13.792	41.084	197	50.249	190	42.459	213	223	21	2	2:09.297	38.176	200	49.662	197	41.459	214	225		
8	1	2:13.263	40.713	196	50.929	191	41.621	213	222	22	2	2:09.149	38.648	200	49.397	195	41.104	215	224		
9	1	2:12.799	40.792	197	50.024	190	41.983	211	222	23	2	2:09.319	38.641	198	49.799	196	40.879	213	224		
10	1	2:13.729	39.626	198	51.650	190	42.453	213	222	24	2	2:08.594	37.766	199	49.399	194	41.429	214	224		
11	1	2:12.586	40.395	196	50.718	191	41.473	212	223	25	2	2:10.867	39.513	199	50.228	196	41.126	214	225		
12	1	2:11.421	39.228	196	50.446	191	41.747	213	222	26	2	2:09.064	38.150	200	49.975	194	40.939	213	224		
13	1	2:12.803	39.890	196	49.914	190	42.999	208	222	27	2	2:12.024	39.213	197	51.331	195	41.480	213	223		
14	1	2:16.289	40.408	196	51.196	190	44.685	59	219	28	2	2:27.093	53.016	196	52.179	193	41.898	213	223		

48		Apotheloz, CHE(#1) / Trefz, DEU(#2)											theoretical besttime: 2:05.681								
1	1	2:18.484	46.518	195	50.208	192	41.758	208	168	15	2	2:10.005	38.531	197	49.990	192	41.484	211	221		
2	1	2:36.351	41.310	125	1:01.699	127	53.342	144	211	16	2	2:13.445	38.276	197	52.415	170	42.754	210	221		
3	1	2:41.540	48.712	153	1:02.179	114	50.649	210	131	17	2	2:28.416	40.673	188	54.022	139	53.721	125	218		
4	1	2:08.454	38.716	196	48.641	195	41.097	212	221	18	2	2:46.980	47.424	130	1:10.935	84	48.621	216	154		
5	1	2:08.460	38.520	196	48.820	193	41.120	211	222	19	2	2:11.035	39.850	197	49.430	192	41.755	214	225		
6	1	2:09.038	38.801	196	49.160	193	41.077	210	221	20	2	2:09.317	37.941	197	50.139	192	41.237	212	223		
7	1	2:08.786	38.684	196	48.740	194	41.362	210	220	21	2	2:08.425	38.166	197	49.839	193	40.420	213	222		
8	1	2:08.492	38.656	196	48.681	193	41.155	211	221	22	2	2:07.549	37.776	198	49.326	193	40.447	213	222		
9	1	2:11.136	38.496	196	51.283	193	41.357	211	221	23	2	2:06.227	37.447	197	48.578	194	40.202	214	223		
10	1	2:08.477	38.531	195	48.877	193	41.069	212	221	24	2	2:07.538	37.685	196	49.509	195	40.344	214	223		
11	1	2:08.811	38.427	196	49.266	193	41.118	212	222	25	2	2:08.256	37.949	197	49.865	192	40.442	213	224		
12	1	2:10.187	39.070	196	49.559	193	41.558	210	222	26	2	2:08.070	37.892	196	50.004	193	40.174	213	224		
13	1	2:35.404	39.146	196	1:11.104	192	45.154	54	221	27	2	2:09.902	38.779	196	51.101	194	40.022	213	223		
14	2	3:32.852	2:00.943	196	50.566	182	41.343	212		28	2	2:06.775	37.081	198	49.643	187	40.051	212	222		

59		Sizov, RUS(#1) / Dreyspring, DEU(#2)											theoretical besttime: 2:06.177								
1	1	2:23.775	49.647	195	51.713	195	42.415	139	181	15	2	3:05.662	38.433	201	1:45.633	190	41.596	216	226		
2	1	2:36.253	44.668	154	58.648	110	52.937	147	143	16	2	2:20.944	39.833	163	56.749	158	44.362	203	227		
3	1	2:40.638	49.583	148	1:00.395	107	50.660	199	142	17	2	2:17.803	40.342	196	53.441	170	44.020	210	209		
4	1	2:10.534	39.729	202	49.104	197	41.701	219	213	18	2	2:13.994	40.068	187	51.298	186	42.628	216	218		
5	1	2:11.442	39.131	200	49.934	196	42.377	217	228	19	2	2:09.504	38.413	200	49.841	197	41.250	217	229		
6	1	2:11.650	39.348	201	49.727	197	42.575	217	229	20	2	2:09.942	37.829	201	48.781	197	43.332	52	228		
7	1	2:10.370	38.675	200	49.482	195	42.213	219	228	21	2	2:24.363	54.029	197	49.496	192	40.838	212			
8	1	2:11.424	39.200	198	49.753	196	42.471	218	228	22	2	2:07.859	37.864	198	49.117	195	40.878	212	222		
9	1	2:11.359	39.487	202	49.594	197	42.278	216	229	23	2	2:07.015	37.619	198	49.072	193	40.324	213	223		
10	1	2:10.731	39.072	199	49.492	197	42.167	217	223	24	2	2:22.701	37.783	199	1:04.600	193	40.318	211	222		
11	1	2:10.216	38.858	199	49.513	197	41.845	216	226	25	2	2:08.058	37.622	196	48.952	196					



ADAC GT4 Germany

Sector List Race 1

Provisional



Lausitzring, Length: 4570m

Air temperature: 13.33°C

Track temperature: 12°C

Weather condition: Wet

DMSB Reg. Nr.: R-12080/20

Saturday, October 31, 2020 16:50:00

Lap	Id	Time	SE1	SP1	SE2	SP2	SE3	SP3	TSP	Lap	Id	Time	SE1	SP1	SE2	SP2	SE3	SP3	TSP
-----	----	------	-----	-----	-----	-----	-----	-----	-----	-----	----	------	-----	-----	-----	-----	-----	-----	-----

69 Martin-Dye, GBR(#1) / Dörr, DEU(#2)

theoretical besttime: 2:06.397

1	1	2:18.786	47.072	201	49.892	196	41.822	192	178	15	2	2:12.420	39.126	198	51.733	193	41.561	214	226
2	1	2:37.798	44.355	166	59.723	122	53.720	141	184	16	2	2:13.421	39.226	199	51.175	189	43.020	183	224
3	1	2:40.440	49.571	139	1:00.749	110	50.120	217	135	17	2	2:24.647	39.649	186	52.148	151	52.850	124	190
4	1	2:08.930	39.152	190	48.920	195	40.858	217	227	18	2	2:46.906	47.614	121	1:10.838	78	48.454	216	139
5	1	2:08.098	38.332	200	48.436	198	41.330	218	227	19	2	2:10.017	38.759	197	49.903	191	41.355	216	228
6	1	2:09.992	38.479	200	50.728	198	40.785	217	229	20	2	2:09.327	38.352	200	49.723	185	41.252	217	228
7	1	2:08.561	38.403	201	48.713	200	41.445	216	227	21	2	2:09.398	38.503	197	49.644	189	41.251	212	229
8	1	2:10.472	39.051	200	49.805	191	41.616	217	227	22	2	2:09.084	38.021	198	49.638	192	41.425	213	220
9	1	2:09.996	39.060	199	49.545	198	41.391	216	228	23	2	2:09.159	37.854	198	49.904	193	41.401	212	223
10	1	2:10.880	39.939	201	49.679	193	41.262	217	229	24	2	2:13.494	38.028	200	53.798	145	41.668	214	222
11	1	2:12.953	38.756	200	52.941	196	41.256	216	227	25	2	2:09.802	38.305	200	50.426	194	41.071	217	225
12	1	2:11.117	38.630	201	49.291	196	43.196	53	227	26	2	2:08.415	37.944	201	50.364	196	40.107	216	228
13	2	3:48.478	2:07.451	198	57.431	186	43.596	214		27	2	2:09.735	38.694	196	50.727	194	40.314	216	226
14	2	2:12.746	39.937	199	50.590	191	42.219	214	224	28	2	2:11.384	38.040	190	51.731	189	41.613	203	226

71 Tregurtha, GBR(#1) / Sasse, DEU(#2)

theoretical besttime: 2:08.058

1	1	2:14.581	45.042	198	48.451	194	41.088	202	166	8	1	2:10.142	39.036	197	49.576	192	41.530	214	224
2	1	2:39.017	43.520	131	1:01.497	128	54.000	138	198	9	1	2:10.410	39.137	195	49.795	194	41.478	213	223
3	1	2:41.387	48.173	156	1:02.708	108	50.506	214	141	10	1	2:12.242	39.993	197	50.118	193	42.131	213	223
4	1	2:09.040	38.567	196	48.997	193	41.476	213	223	11	1	2:10.181	38.943	197	49.633	192	41.605	213	222
5	1	2:08.785	38.435	196	48.865	193	41.485	213	222	12	1	2:08.798	38.815	197	48.811	194	41.172	214	222
6	1	2:09.581	38.985	196	48.866	193	41.730	214	222	13	1	2:10.185	38.545	198	49.379	192	42.261	59	223
7	1	2:09.961	39.377	197	48.802	193	41.782	214	223										

89 Krabec, CZE(#1) / Marioneck, DEU(#2)

theoretical besttime: 2:08.081

1	1	2:23.058	49.030	185	51.084	186	42.944	156	176	15	2	2:14.732	40.477	188	51.680	183	42.575	202	210
2	1	2:36.547	44.842	160	58.600	117	53.105	151	154	16	2	2:26.529	42.010	129	59.345	175	45.174	201	211
3	1	2:41.019	49.481	156	1:00.454	111	51.084	200	149	17	2	2:17.286	40.348	185	53.340	170	43.598	203	209
4	1	2:13.084	40.414	187	50.322	185	42.348	199	209	18	2	2:13.011	40.797	189	50.037	186	42.177	204	212
5	1	2:16.082	43.068	187	50.524	185	42.490	200	209	19	2	2:10.197	38.906	190	49.253	186	42.038	204	213
6	1	2:14.885	40.608	187	51.899	180	42.378	200	209	20	2	2:09.954	38.462	188	49.053	186	42.439	203	213
7	1	2:15.261	40.356	186	52.333	184	42.572	199	209	21	2	2:11.019	38.374	189	50.637	185	42.008	205	212
8	1	2:15.044	40.344	186	51.445	183	43.255	200	209	22	2	2:10.316	39.195	190	49.106	186	42.015	202	214
9	1	2:15.800	42.725	186	50.760	184	42.315	200	210	23	2	2:14.447	38.981	187	53.975	186	41.491	201	211
10	1	2:13.961	40.692	186	51.299	183	41.970	199	210	24	2	2:08.412	38.553	188	48.999	185	40.860	202	211
11	1	2:14.045	39.865	187	51.085	185	43.095	199	209	25	2	2:09.521	38.378	189	49.007	185	42.136	202	211
12	1	2:17.619	40.018	187	50.990	184	46.611	53	209	26	2	2:10.856	38.420	188	50.096	184	42.340	203	211
13	2	3:34.762	2:02.284	188	50.268	184	42.210	201		27	2	2:09.528	38.222	188	49.699	186	41.607	201	212
14	2	2:18.187	40.508	188	53.867	175	43.812	201	210	28	2	2:10.650	38.423	188	51.147	184	41.080	201	211

