

Provisional

Result List

Stewards / Race Management

STEWARD	Matthias Heinz
STEWARD	Gerd Weidinger
STEWARD	Carsten Ruscher
RACE DIRECTOR	Christian Vormann
CLERK OF THE COURSE	Janko Garbsch
TECHNICAL DELEGATE	Lars Altseimer
CHIEF TIMEKEEPER	Steffen Ruhl

Weather Start/Finish

AIR	14.4°C
TRACK	13.3°C
CONDITIONS	Wet
PRESSURE	1010 hPa
AIR	14.2°C
TRACK	13.4°C
CONDITIONS	Wet
PRESSURE	1010 hPa

Track Information

GREEN FLAG	13:16:14
CHEQUERED FLAG	13:49:19
SAFETY CAR PHASE	0
FULL COURSE YELLOW PHASE	0
TRACK NAME	Lausitzring
TRACK LENGTH	4570m
TURN COUNT	14
TOTAL DISTANCE	68.55km
FASTEST LAP:	#13. BUR - 2:11.292

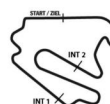
STARTED: 10 CLASSIFIED: 9 NOT CLASSIFIED: 1 DISQUALIFIED: 0

Nr.	Drivers	Team	Laps	Total Time	Gap	Kph	Lap	Time	Kph
Cl.	Car	Competitor							
1	13 A.Buri(FIN) Hyundai i30 N TCR	Hyundai Team Engstler(DEU) Engstler Motorsport	15	33:04.748		124.8	14	2:11.292	125.3
2	2 H.Proczyk(AUT) Hyundai i30 N TCR	HP Racing International(DEU) HP Racing International	15	33:16.887	12.139	124.4	4	2:11.527	125.0
3	17 A.Legutko(POL) J Honda Civic FK2 TCR	Albert Legutko Racing(POL) ADAC Berlin-Brandenburg e.V.	15	33:18.279	13.531	124.2	10	2:11.720	124.9
4	97 N.Gruber(AUT) J Hyundai i30 N TCR	Hyundai Team Engstler(DEU) Engstler Motorsport	15	33:20.144	15.396	124.2	13	2:11.580	125.0
5	8 R.Kircher(DEU) J VW Golf GTI TCR SEQ	VOLKSWAGEN Team OETTINGER(DEU) OETTINGER Sportsystems	15	33:28.620	23.872	123.6	11	2:12.007	124.6
6	103 L.Kraihamer(AUT) Hyundai i30 N TCR	Hyundai Team Engstler(DEU) Engstler Motorsport	15	33:56.519	51.771	122.0	4	2:12.921	123.7
7	98 J.Seyffert(DEU) Hyundai i30 N TCR	HP Racing International(DEU) HP Racing International	15	34:00.705	55.957	121.5	3	2:12.471	124.1
8	92 D.Tovilavicius(LTU) VW Golf GTI TCR SEQ	SKUBA RACING Team(LTU) SKUBA RACING Team	15	34:13.746	1:08.998	120.8	4	2:14.516	122.3
9	88 D.Fugel(DEU) Honda Civic FK7 TCR	Honda ADAC Sachsen(DEU) ADAC Sachsen e.V.	15	34:33.200	1:28.452	121.4	14	2:12.757	123.9
Not classified									
	55 M.Fugel(DEU) J Honda Civic FK7 TCR	Honda ADAC Sachsen(DEU) ADAC Sachsen e.V.	9	20:58.637	6LAPS	118.5	8	2:14.534	122.2

Fastest lap of the race. Car 13 driver Antti Buri on lap 14. Time 2:11.292, average speed 125.3 km/h.

Following race director decision drive through penalty converted into a time penalty of 30 seconds for car no. 88

Subject to final scrutineering!		
Publication time:	Clerk of the Course: Janko Garbsch	Timekeeper: Steffen Ruhl



Provisional

Class Result List

Stewards / Race Management

STEWARD	Matthias Heinz
STEWARD	Gerd Weidinger
STEWARD	Carsten Ruscher
RACE DIRECTOR	Christian Vormann
CLERK OF THE COURSE	Janko Garbsch
TECHNICAL DELEGATE	Lars Altseimer
CHIEF TIMEKEEPER	Steffen Ruhl

Weather Start/Finish

AIR	14.4°C
TRACK	13.3°C
CONDITIONS	Wet
PRESSURE	1010 hPa
AIR	14.2°C
TRACK	13.4°C
CONDITIONS	Wet
PRESSURE	1010 hPa

Track Information

GREEN FLAG	13:16:14
CHEQUERED FLAG	13:49:19
SAFETY CAR PHASE	0
FULL COURSE YELLOW PHASE	0
TRACK NAME	Lausitzring
TRACK LENGTH	4570m
TURN COUNT	14
TOTAL DISTANCE	68.55km
FASTEST LAP:	#13. BUR - 2:11.292

STARTED: 10 CLASSIFIED: 9 NOT CLASSIFIED: 1 DISQUALIFIED: 0

Nr.	Drivers	Team	Laps	Total Time	Gap	Kph	Lap	Time	Kph
	Car	Competitor							

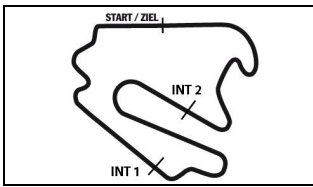
CLASS: Junior

Started: 4	Classified: 3	Not Classified: 1							
1	17 A.Legutko(POL) Honda Civic FK2 TCR	Albert Legutko Racing(POL) ADAC Berlin-Brandenburg e.V.	15	33:18.279		124.2	10	2:11.720	124.9
2	97 N.Gruber(AUT) Hyundai i30 N TCR	Hyundai Team Engstler(DEU) Engstler Motorsport	15	33:20.144	1.865	124.2	13	2:11.580	125.0
3	8 R.Kircher(DEU) VW Golf GTI TCR SEQ	VOLKSWAGEN Team OETTINGER(DEU) OETTINGER Sportsystems	15	33:28.620	10.341	123.6	11	2:12.007	124.6
Not classified									
	55 M.Fugel(DEU) Honda Civic FK7 TCR	Honda ADAC Sachsen(DEU) ADAC Sachsen e.V.	9	20:58.637	6LAPS	118.5	8	2:14.534	122.2

Fastest lap of the class. Car 97 driver Nico Gruber on lap 13. Time 2:11.580, average speed 125.0 km/h.

Following race director decision drive through penalty converted into a time penalty of 30 seconds for car no. 88

Subject to final scrutineering!		
Publication time:	Clerk of the Course: Janko Garbsch	Timekeeper: Steffen Ruhl



ADAC TCR Germany

Lap Chart Race 1

Provisional

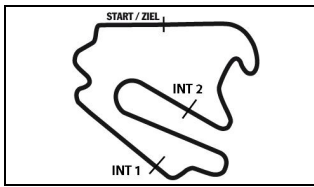


Lausitzring, Length: 4570 m

Saturday, October 31, 2020 13:00:00

LapCha	1	2	3	4	5	6	7	8	9	10	11	12	13	14	15	16	17	18	19	20	21	22	23	24	25	26	27	28	29	30	31	32	33	34	35	36	37	38	39	40	41	42	43	44	45						
LAP 1	13	17	98	88	2	8	97	92	55	103																																									
LAP 2	13	17	2	97	8	88	92	103	55	98																																									
LAP 3	13	17	2	97	8	103	92	88	55	98																																									
LAP 4	13	17	2	97	8	103	92	88	55	98																																									
LAP 5	13	17	2	97	8	103	92	88	55	98																																									
LAP 6	13	2	17	97	8	103	92	88	55	98																																									
LAP 7	13	2	17	97	8	103	92	88	55	98																																									
LAP 8	13	2	17	97	8	103	92	88	55	98																																									
LAP 9	13	2	17	97	8	103	88	98	92	.55																																									
LAP 10	13	2	17	97	8	103	88	98	92																																										
LAP 11	13	2	17	97	8	103	88	98	92																																										
LAP 12	13	2	17	97	8	103	88	98	92																																										
LAP 13	13	2	17	97	8	103	88	98	92																																										
LAP 14	13	2	17	97	8	103	88	98	92																																										
LAP 15	13	2	17	97	8	103	98	88	92																																										

.- PITSTOP ' - LAP BEHIND



ADAC TCR Germany

Sector List Race 1

Provisional



Lausitzring, Length: 4570m

Air temperature: 14.15°C

Track temperature: 13.4°C

Weather condition: Wet

DMSB Reg. Nr.: R-12080/20

Saturday, October 31, 2020 13:00:00

Lap Id	Time	SE1	SP1	SE2	SP2	SE3	SP3	TSP	Lap Id	Time	SE1	SP1	SE2	SP2	SE3	SP3	TSP
2 Proczyk, AUT(#1)									theoretical besttime: 2:11.238								
1 0	2:26.349	51.578	195	52.351	187	42.420	207	105	9 0	2:11.669	39.690	192	49.856	188	42.123	205	213
2 0	2:13.781	41.310	192	50.338	187	42.133	205	216	10 0	2:12.530	39.500	192	50.613	188	42.417	205	213
3 0	2:11.858	39.603	193	49.903	188	42.352	205	213	11 0	2:11.971	39.647	192	50.173	189	42.151	205	214
4 0	2:11.527	39.360	193	49.880	190	42.287	205	214	12 0	2:11.780	39.335	193	50.092	189	42.353	205	214
5 0	2:12.629	40.069	193	50.212	188	42.348	206	215	13 0	2:12.170	39.562	193	50.182	188	42.426	205	213
6 0	2:12.322	39.375	192	50.537	187	42.410	204	215	14 0	2:12.169	39.609	192	50.083	188	42.477	205	214
7 0	2:11.989	39.745	193	49.780	188	42.464	204	213	15 0	2:12.455	39.766	192	50.298	189	42.391	203	213
8 0	2:11.688	39.354	193	49.881	189	42.453	204	213									

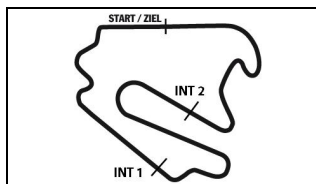
Lap Id	Time	SE1	SP1	SE2	SP2	SE3	SP3	TSP	Lap Id	Time	SE1	SP1	SE2	SP2	SE3	SP3	TSP
8 Kircher, DEU(#1)									theoretical besttime: 2:11.636								
1 0	2:26.626	51.107	196	51.653	190	43.866	204	128	9 0	2:12.154	39.745	195	50.179	190	42.230	210	217
2 0	2:17.943	41.441	196	53.375	187	43.127	209	212	10 0	2:12.200	39.691	196	50.186	191	42.323	210	217
3 0	2:13.821	40.674	196	50.592	190	42.555	209	217	11 0	2:12.007	39.716	196	50.201	192	42.090	209	217
4 0	2:12.417	39.491	197	50.411	189	42.515	210	217	12 0	2:12.710	39.795	195	50.663	189	42.252	210	217
5 0	2:12.600	40.065	197	50.232	191	42.303	209	218	13 0	2:13.686	41.183	194	50.394	188	42.109	210	217
6 0	2:12.460	40.182	195	50.114	191	42.164	209	218	14 0	2:12.368	39.589	196	50.357	190	42.422	210	217
7 0	2:12.507	39.432	196	50.453	189	42.622	208	216	15 0	2:13.002	39.740	196	50.691	190	42.571	208	217
8 0	2:12.119	39.532	196	50.164	190	42.423	210	216									

Lap Id	Time	SE1	SP1	SE2	SP2	SE3	SP3	TSP	Lap Id	Time	SE1	SP1	SE2	SP2	SE3	SP3	TSP
13 Buri, FIN(#1)									theoretical besttime: 2:11.040								
1 0	2:19.654	47.712	190	49.675	187	42.267	201	116	9 0	2:11.769	39.772	191	49.876	187	42.121	203	211
2 0	2:12.026	40.341	190	49.716	188	41.969	203	210	10 0	2:11.633	39.722	191	49.777	187	42.134	203	211
3 0	2:11.694	39.753	190	49.691	188	42.250	203	211	11 0	2:12.043	39.874	190	49.967	187	42.202	204	212
4 0	2:11.914	40.056	190	49.746	188	42.112	203	211	12 0	2:11.887	39.745	190	49.756	187	42.386	203	211
5 0	2:11.859	39.830	190	49.856	188	42.173	203	211	13 0	2:11.841	39.808	191	49.845	187	42.188	204	211
6 0	2:11.470	39.550	191	49.877	188	42.043	203	211	14 0	2:11.292	39.664	191	49.580	187	42.048	204	212
7 0	2:11.677	39.661	190	49.749	188	42.267	203	211	15 0	2:11.458	39.694	191	49.521	188	42.243	203	212
8 0	2:12.531	40.375	190	50.013	187	42.143	203	211									

Lap Id	Time	SE1	SP1	SE2	SP2	SE3	SP3	TSP	Lap Id	Time	SE1	SP1	SE2	SP2	SE3	SP3	TSP
17 Legutko, POL(#1)									theoretical besttime: 2:11.060								
1 0	2:24.120	49.803	191	51.710	187	42.607	204	130	9 0	2:12.355	39.399	192	50.456	187	42.500	206	215
2 0	2:13.035	39.754	191	50.785	186	42.496	205	213	10 0	2:11.720	39.376	191	49.869	188	42.475	206	214
3 0	2:12.783	39.796	190	50.747	187	42.240	204	213	11 0	2:12.275	39.549	191	50.288	188	42.438	206	215
4 0	2:13.209	39.887	190	50.596	187	42.726	204	213	12 0	2:12.145	39.471	192	50.290	188	42.384	207	215
5 0	2:12.347	39.491	191	50.448	186	42.408	205	213	13 0	2:12.310	39.078	192	50.324	187	42.908	204	215
6 0	2:13.630	39.568	191	51.120	187	42.942	206	213	14 0	2:11.774	39.499	191	50.162	188	42.113	207	213
7 0	2:12.370	39.561	192	50.439	188	42.370	207	216	15 0	2:11.779	39.177	193	50.401	186	42.201	206	215
8 0	2:12.427	39.123	192	50.407	188	42.897	206	215									

Lap Id	Time	SE1	SP1	SE2	SP2	SE3	SP3	TSP	Lap Id	Time	SE1	SP1	SE2	SP2	SE3	SP3	TSP
55 Fugel, DEU(#1)									theoretical besttime: 2:14.088								
1 0	2:28.743	51.462	182	53.487	184	43.794	203	126	6 0	2:14.535	39.996	191	51.967	185	42.572	206	215
2 0	2:18.648	41.969	186	52.913	186	43.766	205	207	7 0	2:14.963	40.264	191	51.520	187	43.179	204	215
3 0	2:17.401	40.874	191	53.118	184	43.409	204	213	8 0	2:14.534	40.279	187	51.629	187	42.626	206	212
4 0	2:17.010	40.626	184	53.064	187	43.320	205	211	9 0	2:37.910	40.184	191	51.659	186	1:06.067	57	216
5 0	2:14.893	40.110	191	51.901	186	42.882	207	213									

Lap Id	Time	SE1	SP1	SE2	SP2	SE3	SP3	TSP	Lap Id	Time	SE1	SP1	SE2	SP2	SE3	SP3	TSP
88 Fugel, DEU(#1)									theoretical besttime: 2:11.327								
1 0	2:26.012	49.255	190	52.799	189	43.958	207	127	9 0	2:14.845	40.759	193	51.020	187	43.066	208	218
2 0	2:19.173	41.806	182	53.250	186	44.117	208	214	10 0	2:15.207	41.322	193	50.732	190	43.153	207	216
3 0	2:18.910	41.346	193	53.529	187	44.035	207	215	11 0	2:14.144	39.983	194	51.419	190	42.742	207	216
4 0	2:16.478	40.569	193	52.257	188	43.652	208	215	12 0	2:15.237	40.585	193	51.739	190	42.913	208	215
5 0	2:15.310	40.536	193	51.734	188	43.040	208	216	13 0	2:14.872	40.337	194	51.614	190	42.921	208	216
6 0	2:14.643	39.749	194	51.539	187	43.355	208	217	14 0	2:12.757	37.853	206	51.829	190	43.075	207	216
7 0	2:15.514	40.005	193	51.953	188	43.556	206	217	15 0	2:16.340	40.428	194	51.906	189	44.006	170	215
8 0	2:13.758	39.859	195	51.032	189	42.867	210	215									



ADAC TCR Germany

Sector List Race 1

Provisional



Lausitzring, Length: 4570m

Air temperature: 14.15°C

Track temperature: 13.4°C

Weather condition: Wet

DMSB Reg. Nr.: R-12080/20

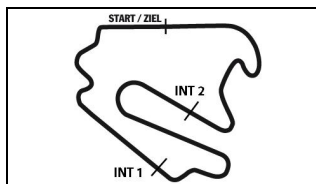
Saturday, October 31, 2020 13:00:00

Lap Id	Time	SE1	SP1	SE2	SP2	SE3	SP3	TSP	Lap Id	Time	SE1	SP1	SE2	SP2	SE3	SP3	TSP		
92 Tovilavicius, LTU(#1)									theoretical besttime: 2:14.255										
1	1	2:27.723	51.917	193	52.488	190	43.318	208	139	9	1	2:17.221	40.632	193	51.455	182	45.134	206	214
2	1	2:17.650	40.628	185	53.273	179	43.749	207	217	10	1	2:15.982	41.454	193	51.090	189	43.438	206	214
3	1	2:17.661	41.584	187	52.448	185	43.629	206	215	11	1	2:16.066	41.370	189	51.491	188	43.205	205	215
4	1	2:14.516	40.191	193	50.932	188	43.393	206	215	12	1	2:15.656	40.484	192	51.390	188	43.782	206	213
5	1	2:16.150	40.254	193	51.720	186	44.176	206	215	13	1	2:18.938	43.884	189	51.491	189	43.563	206	214
6	1	2:15.052	40.270	193	51.344	187	43.438	205	215	14	1	2:15.087	40.464	192	51.183	187	43.440	205	214
7	1	2:15.253	40.519	192	51.259	187	43.475	205	214	15	1	2:15.306	40.720	191	50.859	189	43.727	206	214
8	1	2:15.485	40.587	192	51.387	187	43.511	206	214										

Lap Id	Time	SE1	SP1	SE2	SP2	SE3	SP3	TSP	Lap Id	Time	SE1	SP1	SE2	SP2	SE3	SP3	TSP		
97 Gruber, AUT(#1)									theoretical besttime: 2:11.259										
1	0	2:26.644	50.034	186	52.592	184	44.018	204	122	9	0	2:12.329	39.367	193	50.479	190	42.483	205	214
2	0	2:16.436	41.457	193	52.698	188	42.281	204	214	10	0	2:12.284	39.335	193	49.920	189	43.029	204	214
3	0	2:12.628	39.966	193	50.242	188	42.420	204	213	11	0	2:11.596	39.328	193	50.029	190	42.239	205	214
4	0	2:11.800	39.513	193	49.917	189	42.370	205	213	12	0	2:11.736	39.192	193	50.108	189	42.436	206	214
5	0	2:12.397	39.548	192	50.414	189	42.435	204	214	13	0	2:11.580	39.127	193	50.136	189	42.317	206	214
6	0	2:12.197	39.461	193	50.331	189	42.405	204	213	14	0	2:12.004	39.789	192	49.960	189	42.255	206	214
7	0	2:12.260	39.514	193	50.531	190	42.215	205	213	15	0	2:11.952	39.638	191	50.052	186	42.262	205	215
8	0	2:12.301	39.866	193	50.045	189	42.390	206	214										

Lap Id	Time	SE1	SP1	SE2	SP2	SE3	SP3	TSP	Lap Id	Time	SE1	SP1	SE2	SP2	SE3	SP3	TSP		
98 Seyffert, DEU(#1)									theoretical besttime: 2:12.125										
1	0	2:25.456	50.441	174	51.819	187	43.196	204	119	9	0	2:13.624	40.055	194	50.381	187	43.188	204	215
2	0	2:39.912	40.569	193	1:17.009	188	42.334	205	213	10	0	2:13.787	40.347	194	50.692	190	42.748	206	212
3	0	2:12.471	40.071	193	50.056	188	42.344	206	213	11	0	2:14.013	40.080	193	51.481	188	42.452	206	214
4	0	2:12.885	40.097	192	50.108	190	42.680	206	214	12	0	2:14.996	40.374	195	52.098	186	42.524	208	214
5	0	2:14.143	41.124	193	50.285	190	42.734	206	215	13	0	2:14.992	40.247	194	52.275	191	42.470	207	216
6	0	2:12.795	39.982	194	50.175	191	42.638	206	215	14	0	2:12.814	39.835	194	50.356	190	42.623	208	215
7	0	2:12.729	40.187	194	50.308	190	42.234	207	215	15	0	2:13.442	40.132	193	50.869	189	42.441	206	217
8	0	2:12.646	40.107	193	50.224	190	42.315	206	217										

Lap Id	Time	SE1	SP1	SE2	SP2	SE3	SP3	TSP	Lap Id	Time	SE1	SP1	SE2	SP2	SE3	SP3	TSP		
103 Kraihamer, AUT(#1)									theoretical besttime: 2:12.439										
1	0	2:29.024	52.841	186	52.368	180	43.815	204	127	9	0	2:16.541	40.745	190	52.545	187	43.251	203	211
2	0	2:16.520	40.647	193	52.262	168	43.611	204	213	10	0	2:13.984	40.235	191	50.643	188	43.106	203	211
3	0	2:15.829	41.213	190	52.184	186	42.432	204	212	11	0	2:13.785	40.130	190	50.494	188	43.161	203	212
4	0	2:12.921	39.804	191	50.299	188	42.818	204	212	12	0	2:14.154	40.236	190	50.527	188	43.391	202	211
5	0	2:13.540	40.363	192	50.203	188	42.974	203	213	13	0	2:13.795	40.492	190	50.242	189	43.061	203	211
6	0	2:14.381	40.966	191	50.327	189	43.088	203	212	14	0	2:14.395	40.441	191	50.571	188	43.383	203	211
7	0	2:18.346	43.627	185	51.458	187	43.261	203	211	15	0	2:15.012	40.615	191	50.779	187	43.618	201	211
8	0	2:14.292	40.129	191	50.837	186	43.326	203	212										



ADAC TCR Germany

Top speed list Race 1

Provisional



Lausitzring, Length: 4570m

Air temperature: 14.15°C

Track temperature: 13.4°C

Weather condition: Wet

DMSB Reg. Nr.: R-12080/20

Saturday, October 31, 2020 13:00:00

#	Name (NAT)	Team	Car name	Speed	Lap	Race time
8	Rene Kircher (DEU)	VOLKSWAGEN Team OETTINGER (DEU)	VW Golf GTI TCR SEQ	218.41	5	9:12.753
88	Dominik Fugel (DEU)	Honda ADAC Sachsen (DEU)	Honda Civic FK7 TCR	218.41	9	18:21.746
92	Dziugas Tovilavicius (LTU)	SKUBA RACING Team (LTU)	VW Golf GTI TCR SEQ	217.09	2	2:29.683
98	Jan Seyffert (DEU)	HP Racing International (DEU)	Hyundai i30 N TCR	217.09	8	16:12.358
2	Harald Proczyk (AUT)	HP Racing International (DEU)	Hyundai i30 N TCR	216.65	2	2:28.315
17	Albert Legutko (POL)	Albert Legutko Racing (POL)	Honda Civic FK2 TCR	216.21	7	13:31.095
55	Marcel Fugel (DEU)	Honda ADAC Sachsen (DEU)	Honda Civic FK7 TCR	216.21	9	18:22.702
97	Nico Gruber (AUT)	Hyundai Team Engstler (DEU)	Hyundai i30 N TCR	215.35	15	31:10.168
103	Laura Kraihamer (AUT)	Hyundai Team Engstler (DEU)	Hyundai i30 N TCR	213.63	2	2:31.017
13	Antti Buri (FIN)	Hyundai Team Engstler (DEU)	Hyundai i30 N TCR	212.37	11	22:08.231