

Provisional

Result List

Stewards / Race Management

STEWARD	Achim Loth
STEWARD	Yasin Özer
STEWARD	Dennis Broedel
RACE DIRECTOR	Niels Wittich
CLERK OF THE COURSE	Janko Garbsch
TECHNICAL DELEGATE	Erik Wilhelmi
CHIEF TIMEKEEPER	Steffen Ruhl

Weather Start/Finish

AIR	14.2°C
TRACK	12.9°C
CONDITIONS	Wet
PRESSURE	1010 hPa
AIR	14.4°C
TRACK	13.3°C
CONDITIONS	Wet
PRESSURE	1010 hPa

Track Information

GREEN FLAG	12:17:56
CHEQUERED FLAG	12:49:36
SAFETY CAR PHASE	0
FULL COURSE YELLOW PHASE	0
TRACK NAME	Lausitzring
TRACK LENGTH	4570m
TURN COUNT	14
TOTAL DISTANCE	68.55km
FASTEST LAP:	#4. BER - 2:04.351

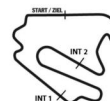
STARTED: 13 CLASSIFIED: 13 NOT CLASSIFIED: 0 DISQUALIFIED: 0

Nr.	Drivers	Team	Laps	Total Time	Gap	Kph	Lap	Time	Kph
Cl.	Car	Competitor							
1	95 V.Lomko(RUS) R ADAC Formel 4	US Racing(DEU) US Racing	15	31:40.208		130.6	8	2:04.766	131.8
2	4 V.Bernier(FRA) ADAC Formel 4	(T) R-ACE GP(FRA) R-ACE GP	15	31:45.172	4.964	130.3	10	2:04.351	132.3
3	58 E.Seppänen(FIN) ADAC Formel 4	(T) US Racing(DEU) US Racing	15	31:46.039	5.831	130.0	14	2:04.834	131.7
4	29 J.Dürksen(DEU) ADAC Formel 4	(T) ADAC Berlin-Brandenburg e.V.(DEU) ADAC Berlin-Brandenburg e.V.	15	31:49.587	9.379	129.8	15	2:04.864	131.7
5	87 O.Bearman(GBR) R ADAC Formel 4	US Racing(DEU) US Racing	15	31:52.954	12.746	129.7	13	2:05.136	131.4
6	6 K.Smal(RUS) R ADAC Formel 4	(T) R-ACE GP(FRA) R-ACE GP	15	32:02.292	22.084	129.0	12	2:04.935	131.6
7	17 J.Edgar(GBR) ADAC Formel 4	(T) Van Amersfoort Racing(NLD) Van Amersfoort Racing	15	32:06.465	26.257	128.8	11	2:07.101	129.4
8	52 J.Crawford(USA) ADAC Formel 4	(T) Van Amersfoort Racing(NLD) Van Amersfoort Racing	15	32:10.668	30.460	128.5	12	2:05.695	130.8
9	77 T.Tramnitz(DEU) R ADAC Formel 4	(T) US Racing(DEU) US Racing	15	32:12.201	31.993	128.0	14	2:04.743	131.8
10	3 R.Meyuhas(ISR) ADAC Formel 4	R-ACE GP(FRA) R-ACE GP	15	32:28.060	47.852	127.4	15	2:06.483	130.0
11	7 J.Knopp(CZE) R ADAC Formel 4	(T) ADAC Berlin-Brandenburg e.V.(DEU) ADAC Berlin-Brandenburg e.V.	15	32:40.532	1:00.324	126.8	15	2:05.718	130.8
12	23 E.Zuniga(MEX) R ADAC Formel 4	ADAC Berlin-Brandenburg e.V.(DEU) ADAC Berlin-Brandenburg e.V.	15	32:59.481	1:19.273	125.3	13	2:06.723	129.8
13	18 C.Han(CHI) R ADAC Formel 4	Van Amersfoort Racing(NLD) Van Amersfoort Racing	15	33:19.602	1:39.394	123.9	14	2:08.719	127.8

Fastest lap of the race. Car 4 driver Victor Bernier on lap 10. Time 2:04.351, average speed 132.3 km/h.

T = nominated for Team Classification

Subject to final scrutineering!		
Publication time:	Clerk of the Course: Janko Garbsch	Timekeeper: Steffen Ruhl



Provisional

Class Result List

Stewards / Race Management

STEWARD	Achim Loth
STEWARD	Yasin Özer
STEWARD	Dennis Broedel
RACE DIRECTOR	Niels Wittich
CLERK OF THE COURSE	Janko Garbsch
TECHNICAL DELEGATE	Erik Wilhelmi
CHIEF TIMEKEEPER	Steffen Ruhl

Weather Start/Finish

AIR	14.2°C
TRACK	12.9°C
CONDITIONS	Wet
PRESSURE	1010 hPa
AIR	14.4°C
TRACK	13.3°C
CONDITIONS	Wet
PRESSURE	1010 hPa

Track Information

GREEN FLAG	12:17:56
CHEQUERED FLAG	12:49:36
SAFETY CAR PHASE	0
FULL COURSE YELLOW PHASE	0
TRACK NAME	Lausitzring
TRACK LENGTH	4570m
TURN COUNT	14
TOTAL DISTANCE	68.55km
FASTEST LAP:	#4. BER - 2:04.351

STARTED: 13 CLASSIFIED: 13 NOT CLASSIFIED: 0 DISQUALIFIED: 0

Nr.	Drivers	Team	Laps	Total Time	Gap	Kph	Lap	Time	Kph
	Car	Competitor							

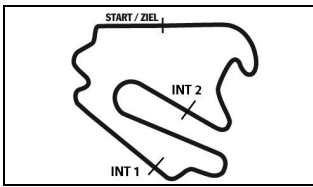
CLASS: Rookie

Started: 7	Classified: 7	Not Classified: 0							
1	95 V.Lomko(RUS) ADAC Formel 4	US Racing(DEU) US Racing	15	31:40.208		130.6	8	2:04.766	131.8
2	87 O.Bearman(GBR) ADAC Formel 4	US Racing(DEU) US Racing	15	31:52.954	12.746	129.7	13	2:05.136	131.4
3	6 K.Smal(RUS) ADAC Formel 4	R-ACE GP(FRA) R-ACE GP	15	32:02.292	22.084	129.0	12	2:04.935	131.6
4	77 T.Tramnitz(DEU) ADAC Formel 4	US Racing(DEU) US Racing	15	32:12.201	31.993	128.0	14	2:04.743	131.8
5	7 J.Knopp(CZE) ADAC Formel 4	ADAC Berlin-Brandenburg e.V.(DEU) ADAC Berlin-Brandenburg e.V.	15	32:40.532	1:00.324	126.8	15	2:05.718	130.8
6	23 E.Zuniga(MEX) ADAC Formel 4	ADAC Berlin-Brandenburg e.V.(DEU) ADAC Berlin-Brandenburg e.V.	15	32:59.481	1:19.273	125.3	13	2:06.723	129.8
7	18 C.Han(CHI) ADAC Formel 4	Van Amersfoort Racing(NLD) Van Amersfoort Racing	15	33:19.602	1:39.394	123.9	14	2:08.719	127.8

Fastest lap of the class. Car 77 driver Tim Tramnitz on lap 14. Time 2:04.743, average speed 131.8 km/h.

T = nominated for Team Classification

Subject to final scrutineering!		
Publication time:	Clerk of the Course: Janko Garbsch	Timekeeper: Steffen Ruhl



ADAC Formel 4

Lap Chart Race 1

Provisional

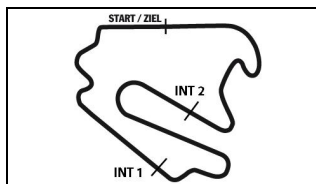


Lausitzring, Length: 4570 m

Saturday, October 31, 2020 12:00:00

LapCha	1	2	3	4	5	6	7	8	9	10	11	12	13	14	15	16	17	18	19	20	21	22	23	24	25	26	27	28	29	30	31	32	33	34	35	36	37	38	39	40	41	42	43	44	45					
LAP 1	77	58	29	95	87	6	4	17	52	18	3	23	7																																					
LAP 2	58	29	95	6	4	87	77	17	52	18	23	7	3																																					
LAP 3	29	58	6	95	4	87	77	17	52	23	18	7	3																																					
LAP 4	29	58	4	6	95	77	17	52	87	23	18	7	3																																					
LAP 5	29	4	95	77	58	17	52	87	6	23	3	7	18																																					
LAP 6	29	4	95	77	58	17	6	87	52	23	3	7	18																																					
LAP 7	29	4	95	77	58	17	6	87	52	3	7	18	23																																					
LAP 8	29	4	95	77	58	87	17	6	52	3	7	23	18																																					
LAP 9	29	4	95	58	87	17	6	52	77	3	7	23	18																																					
LAP 10	29	4	95	58	87	17	6	52	77	3	7	23	18																																					
LAP 11	95	4	58	29	87	17	6	52	77	3	7	23	18																																					
LAP 12	95	4	58	29	87	17	6	52	77	3	7	23	18																																					
LAP 13	95	4	58	29	87	6	17	52	77	3	7	23	18																																					
LAP 14	95	4	58	29	87	6	17	52	77	3	7	23	18																																					
LAP 15	95	4	58	29	87	6	17	52	77	3	7	23	18																																					

.- PITSTOP ' - LAPBEHIND



ADAC Formel 4

Sector List Race 1

Provisional



Lausitzring, Length: 4570m

Air temperature: 14.42°C

Track temperature: 13.3°C

Weather condition: Wet

DMSB Reg. Nr.: R-12080/20

Saturday, October 31, 2020 12:00:00

Lap	Id	Time	SE1	SP1	SE2	SP2	SE3	SP3	TSP	Lap	Id	Time	SE1	SP1	SE2	SP2	SE3	SP3	TSP		
3		Meyuhas, ISR(#1)																	theoretical besttime: 2:06.180		
1	0	2:21.348	50.076	190	49.658	189	41.614	203	135	9	0	2:06.709	38.436	190	47.307	190	40.966	200	206		
2	0	2:23.360	39.618	190	1:02.291	184	41.451	200	209	10	0	2:07.329	38.610	191	47.691	188	41.028	201	206		
3	0	2:08.317	38.697	190	48.569	186	41.051	200	207	11	0	2:06.938	38.411	191	47.648	189	40.879	201	206		
4	0	2:07.361	38.796	190	47.689	189	40.876	200	207	12	0	2:06.646	38.568	190	47.265	190	40.813	200	207		
5	0	2:08.062	38.756	190	48.224	187	41.082	200	207	13	0	2:06.584	38.508	190	47.424	189	40.652	202	207		
6	0	2:17.998	38.661	190	58.287	183	41.050	200	206	14	0	2:06.509	38.496	190	47.117	189	40.896	201	207		
7	0	2:07.264	38.653	189	47.546	189	41.065	199	206	15	0	2:06.483	38.434	191	47.296	189	40.753	201	207		
8	0	2:07.152	38.455	190	47.680	189	41.017	200	205												

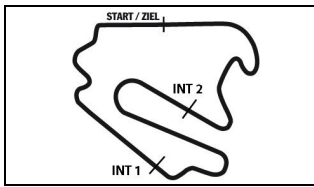
4		Bernier, FRA(#1)																	theoretical besttime: 2:04.066		
1	0	2:18.289	48.820	192	48.453	195	41.016	204	132	9	0	2:04.457	38.060	191	46.040	193	40.357	203	208		
2	0	2:07.410	38.904	193	47.401	192	41.105	204	210	10	0	2:04.351	37.872	191	46.161	193	40.318	203	209		
3	0	2:07.076	39.320	190	47.113	192	40.643	204	211	11	0	2:12.728	46.274	191	46.300	193	40.154	204	210		
4	0	2:05.862	38.353	191	46.734	194	40.775	202	210	12	0	2:05.791	38.133	192	46.190	193	41.468	203	210		
5	0	2:07.925	38.313	193	46.707	192	42.905	202	208	13	0	2:04.941	38.034	193	46.453	192	40.454	204	210		
6	0	2:05.050	38.051	192	46.392	192	40.607	203	209	14	0	2:04.862	38.152	193	46.370	193	40.340	204	210		
7	0	2:05.468	38.185	191	46.542	191	40.741	203	208	15	0	2:06.175	38.185	193	47.000	191	40.990	204	210		
8	0	2:04.787	38.154	191	46.257	191	40.376	203	209												

6		Smal, RUS(#1)																	theoretical besttime: 2:04.612		
1	0	2:17.636	48.286	182	48.074	192	41.276	202	140	9	0	2:05.374	38.246	190	46.509	190	40.619	200	205		
2	0	2:07.574	38.897	191	47.693	188	40.984	200	208	10	0	2:05.721	38.205	190	46.943	189	40.573	200	206		
3	0	2:06.238	38.432	189	47.001	192	40.805	201	207	11	0	2:06.554	38.553	190	47.511	190	40.490	201	203		
4	0	2:07.788	38.269	190	47.829	191	41.690	200	207	12	0	2:04.935	38.001	190	46.276	191	40.658	201	207		
5	0	2:14.841	38.540	190	54.984	140	41.317	201	207	13	0	2:06.400	38.081	191	47.008	189	41.311	200	207		
6	0	2:05.820	38.383	190	46.742	191	40.695	201	207	14	0	2:05.484	38.213	190	46.394	189	40.877	200	206		
7	0	2:06.014	38.721	190	46.698	191	40.595	200	207	15	0	2:04.939	38.224	190	46.121	190	40.594	201	206		
8	0	2:16.974	38.330	191	57.674	182	40.970	200	206												

7		Knopp, CZE(#1)																	theoretical besttime: 2:05.622		
1	0	2:24.528	50.315	190	52.787	188	41.426	202	137	9	0	2:08.265	38.984	193	48.016	189	41.265	201	209		
2	0	2:10.910	39.076	189	49.837	186	41.997	203	209	10	0	2:08.033	39.236	190	47.862	191	40.935	202	208		
3	0	2:10.099	39.619	190	48.908	190	41.572	205	208	11	0	2:08.303	39.171	193	48.018	192	41.114	203	209		
4	0	2:11.413	40.047	191	48.887	192	42.479	200	211	12	0	2:07.145	38.809	192	47.155	191	41.181	203	209		
5	0	2:27.439	39.291	192	1:06.818	188	41.330	202	207	13	0	2:06.742	38.314	193	47.562	191	40.866	202	209		
6	0	2:08.927	39.481	191	48.264	189	41.182	202	208	14	0	2:06.960	38.486	193	48.254	191	40.220	203	209		
7	0	2:07.592	39.209	192	47.543	190	40.840	202	208	15	0	2:05.718	38.292	193	47.110	192	40.316	203	209		
8	0	2:08.458	38.943	192	48.376	191	41.139	202	207												

17		Edgar, GBR(#1)																	theoretical besttime: 2:06.586		
1	0	2:18.374	47.810	193	48.996	195	41.568	202	132	9	0	2:07.783	38.866	193	48.049	187	40.868	203	210		
2	0	2:08.393	39.284	195	47.991	192	41.118	205	209	10	0	2:07.202	39.062	192	47.245	190	40.895	203	208		
3	0	2:08.458	38.902	193	48.221	193	41.335	203	211	11	0	2:07.101	38.779	192	47.390	191	40.932	203	209		
4	0	2:07.230	38.634	193	47.562	193	41.034	204	208	12	0	2:07.272	38.735	193	47.569	190	40.968	203	209		
5	0	2:08.650	39.773	193	48.031	191	40.846	203	207	13	0	2:07.965	38.597	193	47.615	190	41.753	205	209		
6	0	2:07.270	38.825	193	47.537	190	40.908	204	210	14	0	2:07.172	38.681	193	47.702	190	40.789	203	212		
7	0	2:07.513	38.969	193	47.418	190	41.126	203	210	15	0	2:07.205	38.939	192	47.522	190	40.744	204	210		
8	0	2:08.877	39.569	191	48.309	191	40.999	203	209												

18		Han, CHI(#1)																	theoretical besttime: 2:08.533		
1	0	2:20.762	49.327	183	49.792	191	41.643	200	141	9	0	2:10.712	39.579	191	49.151	189	41.982	201	205		
2	0	2:13.935	40.132	190	48.879	190	44.924	200	206	10	0	2:10.345	39.288	190	49.090	188	41.967	200	206		
3	0	2:10.639	39.323	190	48.980	188	42.336	202	206	11	0	2:11.529	40.426	189	48.903	189	42.200	200	206		
4	0	2:11.583	40.399	191	48.470	190	42.714	199	208	12	0	2:09.452	39.050	190	48.641	188	41.761	201	206		
5	0	2:36.311	40.620	191	1:13.191	188	42.500	200	205	13	0	2:11.559	40.667	189	48.734	185	42.158	199	205		
6	0	2:11.511	39.584	190	49.805	187	42.122	200	206	14	0	2:08.719	38.864	190	48.363	186	41.492	200	205		
7	0	2:13.549	39.641	190	49.002	187	44.906	200	206	15	0	2:08.810	39.090	189	48.177	188	41.543	200	206		
8	0	2:10.186	39.268	190	48.724	189	42.194	199	205												



ADAC Formel 4

Sector List Race 1

Provisional



Lausitzring, Length: 4570m
 Air temperature: 14.42°C
 Track temperature: 13.3°C
 Weather condition: Wet

DMSB Reg. Nr.: R-12080/20

Saturday, October 31, 2020 12:00:00

Lap	Id	Time	SE1	SP1	SE2	SP2	SE3	SP3	TSP	Lap	Id	Time	SE1	SP1	SE2	SP2	SE3	SP3	TSP
23	Zuniga, MEX(#1)									theoretical besttime: 2:05.839									
1	0	2:21.950	50.142	194	49.860	192	41.948	203	146	9	0	2:07.549	38.145	193	48.009	190	41.395	201	210
2	0	2:12.839	40.507	192	50.446	189	41.886	205	209	10	0	2:06.783	38.248	193	47.126	191	41.409	203	208
3	0	2:10.152	39.463	182	49.196	189	41.493	201	211	11	0	2:07.782	38.566	192	47.834	191	41.382	203	208
4	0	2:07.944	38.733	190	48.142	190	41.069	202	206	12	0	2:07.357	38.429	193	47.759	190	41.169	204	208
5	0	2:08.649	38.900	191	48.077	189	41.672	201	207	13	0	2:06.723	38.141	193	47.481	192	41.101	203	210
6	0	2:11.793	38.462	191	48.285	190	45.046	53	207	14	0	2:06.847	38.726	191	46.798	191	41.323	203	209
7	0	2:45.919	1:14.797	193	49.795	189	41.327	203		15	0	2:07.966	38.164	193	48.902	189	40.900	204	209
8	0	2:09.228	38.655	194	49.448	191	41.125	203	209										

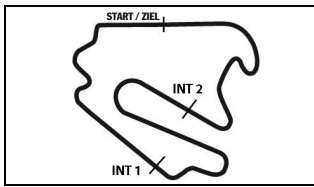
29	Dürksen, DEU(#1)									theoretical besttime: 2:04.512									
1	0	2:16.185	46.965	194	48.248	193	40.972	204	119	9	0	2:04.900	37.759	195	46.759	194	40.382	204	209
2	0	2:06.752	38.138	194	47.656	193	40.958	204	210	10	0	2:05.113	37.920	194	46.671	195	40.522	205	210
3	0	2:06.768	38.338	193	47.644	192	40.786	203	210	11	0	2:21.388	37.692	195	1:03.198	195	40.498	206	211
4	0	2:05.929	38.082	193	47.186	193	40.661	203	208	12	0	2:05.435	37.928	195	47.099	194	40.408	206	212
5	0	2:05.922	38.391	193	46.945	193	40.586	203	209	13	0	2:04.965	37.739	195	46.701	193	40.525	206	212
6	0	2:05.367	38.108	193	46.664	194	40.595	204	209	14	0	2:05.252	37.908	196	47.031	194	40.313	206	212
7	0	2:05.640	38.104	193	46.896	193	40.640	204	209	15	0	2:04.864	37.744	195	46.964	195	40.156	206	212
8	0	2:05.107	38.001	194	46.736	194	40.370	204	210										

52	Crawford, USA(#1)									theoretical besttime: 2:05.625									
1	0	2:19.163	48.697	186	49.184	193	41.282	204	133	9	0	2:06.823	38.790	191	47.027	191	41.006	203	208
2	0	2:07.952	38.940	192	47.749	191	41.263	205	211	10	0	2:06.813	38.705	191	47.033	191	41.075	203	209
3	0	2:08.346	39.000	192	48.012	193	41.334	204	212	11	0	2:06.364	38.623	192	46.790	191	40.951	203	208
4	0	2:07.513	38.987	193	47.206	193	41.320	204	211	12	0	2:05.695	38.333	192	46.630	191	40.732	202	209
5	0	2:08.803	39.390	194	48.280	188	41.133	203	210	13	0	2:05.704	38.408	192	46.577	191	40.719	203	209
6	0	2:20.483	38.517	193	1:00.770	191	41.196	203	210	14	0	2:05.912	38.385	192	46.812	191	40.715	203	209
7	0	2:07.544	38.867	191	47.489	189	41.188	202	208	15	0	2:06.036	38.402	192	46.800	191	40.834	203	209
8	0	2:07.517	38.771	191	47.689	190	41.057	203	207										

58	Seppänen, FIN(#1)									theoretical besttime: 2:04.702									
1	0	2:15.128	46.405	190	47.831	192	40.892	203	123	9	0	2:06.127	38.243	192	47.583	190	40.301	203	209
2	0	2:06.995	38.248	192	48.140	189	40.607	202	208	10	0	2:05.165	38.187	192	46.684	192	40.294	203	208
3	0	2:08.434	38.486	191	49.107	183	40.841	202	207	11	0	2:05.712	38.376	193	46.820	192	40.516	204	209
4	0	2:07.343	38.656	191	47.897	190	40.790	201	208	12	0	2:05.761	38.629	192	46.793	192	40.339	204	209
5	0	2:12.309	38.755	190	53.064	191	40.490	204	206	13	0	2:04.987	38.122	193	46.612	192	40.253	204	210
6	0	2:06.593	38.301	192	47.725	192	40.567	203	209	14	0	2:04.834	38.032	193	46.658	193	40.144	204	209
7	0	2:05.901	38.118	193	47.404	189	40.379	203	209	15	0	2:05.109	37.973	193	47.019	192	40.117	204	210
8	0	2:05.641	38.054	192	47.131	191	40.456	203	209										

77	Tramnitz, DEU(#1)									theoretical besttime: 2:04.743									
1	0	2:13.035	44.855	190	47.925	191	40.255	202	129	9	0	2:31.043	37.837	191	1:12.455	190	40.751	203	209
2	0	2:13.076	38.119	191	54.071	190	40.886	207	207	10	0	2:06.286	38.258	192	47.467	190	40.561	204	209
3	0	2:07.779	39.062	191	48.005	193	40.712	204	214	11	0	2:06.227	38.239	192	47.668	189	40.320	204	209
4	0	2:07.417	38.397	189	48.265	192	40.755	203	211	12	0	2:05.696	38.100	193	47.227	190	40.369	204	210
5	0	2:06.486	38.440	191	47.455	189	40.591	204	210	13	0	2:06.686	38.917	192	47.374	191	40.395	204	210
6	0	2:06.068	38.037	191	47.604	192	40.427	203	209	14	0	2:04.743	37.716	193	46.918	192	40.109	204	211
7	0	2:06.130	38.048	191	47.729	187	40.353	203	208	15	0	2:05.140	37.769	193	47.105	192	40.266	204	211
8	0	2:06.389	38.007	192	48.041	191	40.341	203	208										

87	Bearman, GBR(#1)									theoretical besttime: 2:05.082									
1	0	2:17.165	47.527	190	48.356	192	41.282	202	128	9	0	2:06.049	38.096	192	47.383	191	40.570	202	208
2	0	2:08.822	38.725	192	48.854	186	41.243	203	207	10	0	2:06.295	38.517	192	47.163	191	40.615	203	208
3	0	2:07.529	39.159	189	47.716	192	40.654	202	208	11	0	2:06.119	38.215	192	47.367	192	40.537	203	209
4	0	2:09.525	38.328	193	48.512	190	42.685	203	209	12	0	2:05.250	38.011	193	46.999	191	40.240	203	209
5	0	2:09.121	38.597	192	47.530	191	42.994	203	208	13	0	2:05.136	37.929	193	46.967	191	40.240	204	210
6	0	2:07.815	38.430	193	47.942	191	41.443	200	208	14	0	2:05.673	38.108	193	47.128	190	40.437	204	210
7	0	2:07.329	39.152	192	47.405	190	40.772	203	206	15	0	2:05.547	37.875	193	47.242	191	40.430	204	210
8	0	2:05.579	38.154	193	47.034	187	40.391	202	209										



ADAC Formel 4

Sector List Race 1

Provisional

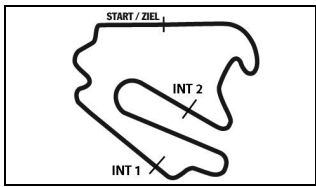


Lausitzring, Length: 4570m
 Air temperature: 14.42°C
 Track temperature: 13.3°C
 Weather condition: Wet

DMSB Reg. Nr.: R-12080/20

Saturday, October 31, 2020 12:00:00

Lap	Id	Time	SE1	SP1	SE2	SP2	SE3	SP3	TSP	Lap	Id	Time	SE1	SP1	SE2	SP2	SE3	SP3	TSP
95 Lomko, RUS(#1)										theoretical besttime: 2:04.360									
1	0	2:16.661	46.684	192	48.517	189	41.460	203	135	9	0	2:05.219	37.476	193	47.386	192	40.357	204	209
2	0	2:07.529	38.746	191	48.110	189	40.673	203	206	10	0	2:05.225	37.658	192	46.917	191	40.650	205	210
3	0	2:07.901	38.383	191	47.840	189	41.678	203	208	11	0	2:04.956	37.777	193	46.722	193	40.457	204	209
4	0	2:08.788	39.468	191	48.482	190	40.838	203	208	12	0	2:05.028	37.972	192	46.696	193	40.360	204	209
5	0	2:06.181	38.207	192	47.487	190	40.487	204	207	13	0	2:04.947	37.589	193	46.748	193	40.610	204	210
6	0	2:05.626	38.149	191	46.749	191	40.728	203	209	14	0	2:05.023	37.878	193	46.736	192	40.409	204	209
7	0	2:05.572	38.375	193	46.604	191	40.593	204	209	15	0	2:06.786	37.855	192	47.760	192	41.171	200	208
8	0	2:04.766	37.707	192	46.779	192	40.280	204	209										



ADAC Formel 4

Top speed list Race 1

Provisional



Lausitzring, Length: 4570m

Air temperature: 14.42°C

Track temperature: 13.3°C

Weather condition: Wet

DMSB Reg. Nr.: R-12080/20

Saturday, October 31, 2020 12:00:00

#	Name (NAT)	Team	Car name	Speed	Lap	Race time
77	Tim Tramnitz (DEU)	US Racing (DEU)	ADAC Formel 4	214.06	3	4:28.088
29	Joshua Dürksen (DEU)	ADAC Berlin-Brandenburg e.V. (DEU)	ADAC Formel 4	212.79	12	23:31.066
17	Jonny Edgar (GBR)	Van Amersfoort Racing (NLD)	ADAC Formel 4	212.79	14	27:54.084
52	Jak Crawford (USA)	Van Amersfoort Racing (NLD)	ADAC Formel 4	212.37	3	4:29.113
4	Victor Bernier (FRA)	R-ACE GP (FRA)	ADAC Formel 4	211.53	3	4:27.711
23	Erick Zuniga (MEX)	ADAC Berlin-Brandenburg e.V. (DEU)	ADAC Formel 4	211.11	3	4:36.794
7	Josef Knopp (CZE)	ADAC Berlin-Brandenburg e.V. (DEU)	ADAC Formel 4	211.11	4	6:47.546
58	Elias Seppänen (FIN)	US Racing (DEU)	ADAC Formel 4	210.70	13	25:33.125
87	Oliver Bearman (GBR)	US Racing (DEU)	ADAC Formel 4	210.70	14	27:43.747
95	Vladislav Lomko (RUS)	US Racing (DEU)	ADAC Formel 4	210.29	10	19:10.260
3	Roe Meyuhas (ISR)	R-ACE GP (FRA)	ADAC Formel 4	209.47	2	2:23.380
18	Cenyu Han (CHI)	Van Amersfoort Racing (NLD)	ADAC Formel 4	208.66	4	6:47.370
6	Kirill Smal (RUS)	R-ACE GP (FRA)	ADAC Formel 4	208.25	2	2:19.670