

### Provisional

### Result List

Stewards / Race Management

STEWARD	Matthias Heinz
STEWARD	Gerd Weidinger
STEWARD	Carsten Ruscher
RACE DIRECTOR	Christian Vormann
CLERK OF THE COURSE	Janko Garbsch
TECHNICAL DELEGATE	Lars Altseimer
CHIEF TIMEKEEPER	Steffen Ruhl

Weather Start/Finish

AIR	13.1°C
TRACK	11.1°C
CONDITIONS	Wet
PRESSURE	1005 hPa
AIR	13.1°C
TRACK	11.3°C
CONDITIONS	Wet
PRESSURE	1010 hPa

Track Information

GREEN FLAG	9:00:00
CHEQUERED FLAG	9:25:00
SAFETY CAR PHASE	0
FULL COURSE YELLOW PHASE	0
TRACK NAME	Lausitzring
TRACK LENGTH	4570m
TURN COUNT	14
FASTEST LAP:	#2. PRO - 2:13.775

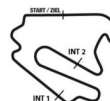
STARTED: 10 CLASSIFIED: 10 NOT CLASSIFIED: 0 DISQUALIFIED: 0

Nr.	Drivers	Team	Lap	Best Time	Gap	Diff	Kph	Day Time
Cl.	Car	Competitor						
1	2 H.Proczyk(AUT) Hyundai i30 N TCR	HP Racing International(DEU) HP Racing International	2	2:13.775			122.9	9:04:42
2	8 R.Kircher(DEU) J VW Golf GTI TCR SEQ	VOLKSWAGEN Team OETTINGER(DEU) OETTINGER Sportssysteme	7	2:14.010	0.235	0.235	122.7	9:16:24
3	97 N.Gruber(AUT) J Hyundai i30 N TCR	Hyundai Team Engstler(DEU) Engstler Motorsport	9	2:14.043	0.268	0.033	122.7	9:25:59
4	13 A.Buri(FIN) Hyundai i30 N TCR	Hyundai Team Engstler(DEU) Engstler Motorsport	9	2:14.157	0.382	0.114	122.6	9:25:16
5	17 A.Legutko(POL) J Honda Civic FK2 TCR	Albert Legutko Racing(POL) ADAC Berlin-Brandenburg e.V.	5	2:14.287	0.512	0.130	122.5	9:12:17
6	88 D.Fugel(DEU) Honda Civic FK7 TCR	Honda ADAC Sachsen(DEU) ADAC Sachsen e.V.	5	2:14.399	0.624	0.112	122.4	9:13:06
7	55 M.Fugel(DEU) J Honda Civic FK7 TCR	Honda ADAC Sachsen(DEU) ADAC Sachsen e.V.	4	2:14.696	0.921	0.297	122.1	9:10:34
8	103 L.Kraihamer(AUT) Hyundai i30 N TCR	Hyundai Team Engstler(DEU) Engstler Motorsport	4	2:15.432	1.657	0.736	121.4	9:09:42
9	98 J.Seyffert(DEU) Hyundai i30 N TCR	HP Racing International(DEU) HP Racing International	4	2:15.858	2.083	0.426	121.0	9:10:14
10	92 D.Tovilavicius(LTU) VW Golf GTI TCR SEQ	SKUBA RACING Team(LTU) SKUBA RACING Team	3	2:16.166	2.391	0.308	120.8	9:07:19

Classification limit: 110% Time: 2:27.152

Subject to final scrutineering!

Publication time:	Clerk of the Course: Janko Garbsch	Timekeeper: Steffen Ruhl
-------------------	------------------------------------	--------------------------



### Provisional

### Class Result List

Stewards / Race Management

STEWARD	Matthias Heinz
STEWARD	Gerd Weidinger
STEWARD	Carsten Ruscher
RACE DIRECTOR	Christian Vormann
CLERK OF THE COURSE	Janko Garbsch
TECHNICAL DELEGATE	Lars Altseimer
CHIEF TIMEKEEPER	Steffen Ruhl

Weather Start/Finish

AIR	13.1°C
TRACK	11.1°C
CONDITIONS	Wet
PRESSURE	1005 hPa
AIR	13.1°C
TRACK	11.3°C
CONDITIONS	Wet
PRESSURE	1010 hPa

Track Information

GREEN FLAG	9:00:00
CHEQUERED FLAG	9:25:00
SAFETY CAR PHASE	0
FULL COURSE YELLOW PHASE	0
TRACK NAME	Lausitzring
TRACK LENGTH	4570m
TURN COUNT	14
FASTEST LAP:	#2. PRO - 2:13.775

STARTED: 10 CLASSIFIED: 10 NOT CLASSIFIED: 0 DISQUALIFIED: 0

Nr.	Drivers	Team	Lap	Best Time	Gap	Diff	Kph	Day Time
	Car	Competitor						

CLASS: Junior

Started: 4

Classified: 4

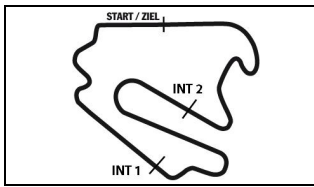
Not Classified: 0

1	8	<b>R.Kircher(DEU)</b> VW Golf GTI TCR SEQ	<b>VOLKSWAGEN Team OETTINGER(DEU)</b> OETTINGER Sportsystems	7	2:14.010			122.7	9:16:24
2	97	<b>N.Gruber(AUT)</b> Hyundai i30 N TCR	<b>Hyundai Team Engstler(DEU)</b> Engstler Motorsport	9	2:14.043	0.033	0.033	122.7	9:25:59
3	17	<b>A.Legutko(POL)</b> Honda Civic FK2 TCR	<b>Albert Legutko Racing(POL)</b> ADAC Berlin-Brandenburg e.V.	5	2:14.287	0.277	0.244	122.5	9:12:17
4	55	<b>M.Fugel(DEU)</b> Honda Civic FK7 TCR	<b>Honda ADAC Sachsen(DEU)</b> ADAC Sachsen e.V.	4	2:14.696	0.686	0.409	122.1	9:10:34

Classification limit: 110% Time: 2:27.411

Subject to final scrutineering!

Publication time:	Clerk of the Course: Janko Garbsch	Timekeeper: Steffen Ruhl
-------------------	------------------------------------	--------------------------



# ADAC TCR Germany

## Sector List Qualifying 1

Provisional



Lausitzring, Length: 4570m  
 Air temperature: 13.05°C  
 Track temperature: 11.4°C  
 Weather condition: Wet

**DMSB** Reg. Nr.: R-12080/20

Saturday, October 31, 2020 9:00:00

Lap Id	Time	SE1	SP1	SE2	SP2	SE3	SP3	TSP	Lap Id	Time	SE1	SP1	SE2	SP2	SE3	SP3	TSP
<b>2</b>	Proczyk, AUT(#1)								<b>theoretical besttime: 2:13.030</b>								
1 0	2:27.747	50.470	183	52.809	180	44.468	198		5 0	7:28.460	5:46.313	189	56.247	150	45.900	202	
2 0	<b>2:13.775</b>	40.474	190	50.467	186	<b>42.834</b>	200	206	6 0	2:14.207	40.422	191	<b>50.041</b>	<b>186</b>	43.744	202	<b>210</b>
3 0	2:14.087	40.172	190	50.973	187	42.942	200	208	7 0	2:16.982	<b>40.155</b>	<b>191</b>	50.198	189	46.629	48	210
4 0	2:20.704	40.745	189	52.092	168	47.867	48	208									

<b>8</b>	Kircher, DEU(#1)								<b>theoretical besttime: 2:14.010</b>								
1 0	2:46.340	1:00.313	152	1:00.928	104	45.099	203		6 0	2:15.178	41.120	195	51.263	190	42.795	207	214
2 0	2:19.262	41.776	192	53.392	138	44.094	206	210	7 0	<b>2:14.010</b>	<b>40.093</b>	<b>196</b>	<b>51.201</b>	<b>192</b>	<b>42.716</b>	<b>206</b>	214
3 0	2:15.441	40.939	195	51.671	190	42.831	207	214	8 0	2:15.993	40.730	193	52.186	190	43.077	207	215
4 0	2:16.685	41.618	195	52.040	188	43.027	206	<b>215</b>	9 0	2:20.616	41.069	194	53.603	179	45.944	58	214
5 0	2:17.038	40.903	195	52.414	188	43.721	207	215	10 0	6:01.938	4:24.831	193	53.747	189	43.360	207	

<b>13</b>	Buri, FIN(#1)								<b>theoretical besttime: 2:13.707</b>								
1 0	2:41.113	54.644	109	59.295	153	47.174	149		6 0	2:19.428	<b>40.623</b>	<b>189</b>	53.131	165	45.674	58	209
2 0	2:35.781	48.847	92	1:00.684	150	46.250	166	130	7 0	6:19.181	4:43.316	187	52.708	182	43.157	201	
3 0	2:21.927	42.029	179	56.174	89	43.724	200	166	8 0	2:14.809	40.993	190	51.181	184	42.635	201	<b>209</b>
4 0	2:14.470	40.991	190	51.136	186	<b>42.343</b>	201	208	9 0	<b>2:14.157</b>	40.749	189	<b>50.741</b>	<b>187</b>	42.667	201	208
5 0	2:14.449	40.882	190	50.955	186	42.612	201	209									

<b>17</b>	Legutko, POL(#1)								<b>theoretical besttime: 2:14.285</b>								
1 0	3:14.891	1:21.121	182	55.727	101	58.043	200		5 0	<b>2:14.287</b>	<b>39.972</b>	<b>190</b>	<b>51.367</b>	<b>185</b>	42.948	203	210
2 0	2:15.717	40.202	189	52.479	182	43.036	201	208	6 0	2:16.529	40.143	190	52.595	185	43.791	204	210
3 0	2:15.741	40.370	189	52.109	180	43.262	202	209	7 0	2:15.720	40.451	190	52.059	184	43.210	204	211
4 0	2:16.237	41.509	190	51.782	184	<b>42.946</b>	203	210	8 0	2:20.504	40.609	191	52.075	185	47.820	55	<b>212</b>

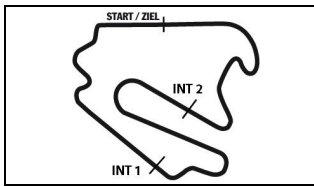
<b>55</b>	Fugel, DEU(#1)								<b>theoretical besttime: 2:14.590</b>								
1 0	3:11.053	1:23.209	143	56.038	145	51.806	162		5 0	2:20.737	40.897	189	52.268	180	47.572	58	210
2 0	2:27.249	42.107	178	56.011	155	49.131	58	176	6 0	11:07.530	9:32.172	187	52.047	185	43.311	203	
3 0	2:40.664	1:05.890	188	51.636	184	43.138	202		7 0	2:25.652	<b>40.157</b>	<b>188</b>	1:01.929	178	43.566	204	210
4 0	<b>2:14.696</b>	40.263	189	<b>51.539</b>	184	<b>42.894</b>	203	<b>210</b>									

<b>88</b>	Fugel, DEU(#1)								<b>theoretical besttime: 2:13.245</b>								
1 0	3:21.211	1:42.824	162	54.075	168	44.312	204		5 0	<b>2:14.399</b>	<b>40.090</b>	<b>191</b>	<b>50.476</b>	<b>188</b>	43.833	195	211
2 0	2:16.935	40.924	191	51.975	185	44.036	200	212	6 0	2:37.968	45.083	115	59.283	139	53.602	47	197
3 0	2:23.670	41.120	191	50.946	189	51.604	52	196	7 0	7:20.971	5:46.927	191	51.143	187	42.901	205	
4 0	2:49.828	1:15.949	190	51.200	187	<b>42.679</b>	204		8 0	2:14.605	40.095	192	50.722	187	43.788	181	<b>212</b>

<b>92</b>	Tovilavicius, LTU(#1)								<b>theoretical besttime: 2:15.399</b>								
1 1	2:43.102	58.971	186	59.508	108	44.623	200		6 1	2:16.676	<b>40.427</b>	<b>191</b>	52.478	181	43.771	204	<b>214</b>
2 1	2:19.674	43.863	192	52.249	184	43.562	204	155	7 1	2:17.107	41.819	192	<b>51.546</b>	<b>188</b>	43.742	205	213
3 1	<b>2:16.166</b>	40.953	193	51.787	184	<b>43.426</b>	203	212	8 1	2:19.665	40.892	192	53.191	182	45.582	58	213
4 1	2:19.093	40.841	192	52.406	174	45.846	58	211	9 1	3:49.787	2:13.123	182	53.112	188	43.552	206	
5 1	3:42.936	2:07.489	192	51.818	184	43.629	205		10 1	2:18.550	41.628	192	52.323	180	44.599	205	214

<b>97</b>	Gruber, AUT(#1)								<b>theoretical besttime: 2:13.841</b>								
1 0	2:41.639	55.771	119	1:00.065	117	45.803	182		6 0	2:14.177	<b>40.120</b>	<b>191</b>	51.185	188	42.872	203	211
2 0	2:19.418	43.240	149	52.629	180	43.549	203	163	7 0	2:20.915	41.335	191	53.208	175	46.372	59	<b>211</b>
3 0	2:14.736	40.166	191	51.567	187	43.003	203	210	8 0	7:22.983	5:45.448	189	53.563	180	43.972	203	
4 0	2:16.559	40.500	191	52.412	184	43.647	202	210	9 0	<b>2:14.043</b>	40.322	192	<b>51.132</b>	<b>188</b>	<b>42.589</b>	<b>203</b>	211
5 0	2:14.177	40.376	191	51.179	185	42.622	203	209									

<b>98</b>	Seyffert, DEU(#1)								<b>theoretical besttime: 2:13.772</b>								
1 0	3:25.319	1:47.078	159	53.881	182	44.360	200		6 0	2:17.076	<b>40.236</b>	<b>191</b>	<b>50.460</b>	<b>189</b>	46.380	198	209
2 0	2:16.221	41.058	192	51.107	190	44.056	194	207	7 0	2:17.861	41.001	190	53.784	189	<b>43.076</b>	<b>203</b>	206
3 0	2:16.080	41.634	190	50.937	189	43.509	202	203	8 0	2:17.432	40.667	192	53.545	189	43.220	203	<b>211</b>
4 0	<b>2:15.858</b>	41.078	191	51.120	188	43.660	174	209	9 0	2:45.052	40.881	192	1:17.346	161	46.825	54	211
5 0	2:17.218	41.739	191	50.619	188	44.860	201	187									



# ADAC TCR Germany

## Sector List Qualifying 1

Provisional

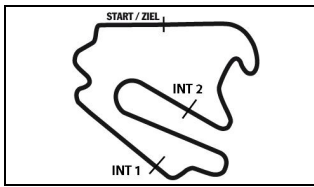


Lausitzring, Length: 4570m  
 Air temperature: 13.05°C  
 Track temperature: 11.4°C  
 Weather condition: Wet

**DMSB** Reg. Nr.: R-12080/20

Saturday, October 31, 2020 9:00:00

Lap Id	Time	SE1	SP1	SE2	SP2	SE3	SP3	TSP	Lap Id	Time	SE1	SP1	SE2	SP2	SE3	SP3	TSP		
<b>103</b> Kraihamer, AUT(#1)									<b>theoretical besttime: 2:15.231</b>										
1	0	2:49.653	1:01.811	120	1:00.622	102	47.220	199	6	0	4:23.551	2:35.464	129	1:00.825	145	47.262	164		
2	0	2:19.650	41.669	153	53.230	177	44.751	198	7	0	2:26.103	43.900	187	53.515	167	48.688	198	148	
3	0	2:16.837	41.677	189	51.648	186	<b>43.512</b>	202	8	0	2:21.057	42.357	188	53.898	183	44.802	199	203	
4	<b>0</b>	<b>2:15.432</b>	<b>40.336</b>	191	<b>51.383</b>	187	43.713	203	9	0	2:18.246	41.654	190	52.351	181	44.241	200	206	
5	0	2:29.585	43.193	186	53.610	168	52.782	48	<b>211</b>	10	0	2:44.922	42.807	179	1:03.709	128	58.406	42	207



# ADAC TCR Germany

## Top speed list Qualifying 1

Provisional



Lausitzring, Length: 4570m

Air temperature: 13.05°C

Track temperature: 11.4°C

Weather condition: Wet

**DMSB** Reg. Nr.: R-12080/20

Saturday, October 31, 2020 9:00:00

#	Name (NAT)	Team	Car name	Speed	Lap	Race time
8	Rene Kircher (DEU)	VOLKSWAGEN Team OETTINGER (DEU)	VW Golf GTI TCR SEQ	215.78	4	7:23.016
92	Dziugas Tovilavicius (LTU)	SKUBA RACING Team (LTU)	VW Golf GTI TCR SEQ	214.06	6	13:22.962
88	Dominik Fugel (DEU)	Honda ADAC Sachsen (DEU)	Honda Civic FK7 TCR	212.79	8	23:06.974
17	Albert Legutko (POL)	Albert Legutko Racing (POL)	Honda Civic FK2 TCR	212.37	8	16:51.129
97	Nico Gruber (AUT)	Hyundai Team Engstler (DEU)	Hyundai i30 N TCR	211.53	7	14:02.721
98	Jan Seyffert (DEU)	HP Racing International (DEU)	Hyundai i30 N TCR	211.53	8	17:07.643
103	Laura Kraihamer (AUT)	Hyundai Team Engstler (DEU)	Hyundai i30 N TCR	211.11	5	9:43.589
55	Marcel Fugel (DEU)	Honda ADAC Sachsen (DEU)	Honda Civic FK7 TCR	210.70	4	8:20.987
2	Harald Proczyk (AUT)	HP Racing International (DEU)	Hyundai i30 N TCR	210.29	6	16:46.797
13	Antti Buri (FIN)	Hyundai Team Engstler (DEU)	Hyundai i30 N TCR	209.88	8	20:48.378