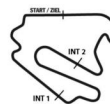


Qualifying 1 Lausitzring



DMSB

Reg. Nr.: R-12080/20

Provisional

Result List

Stewards / Race Management

STEWARD	Achim Loth
STEWARD	Yasin Özer
STEWARD	Dennis Broedel
RACE DIRECTOR	Niels Wittich
CLERK OF THE COURSE	Janko Garbsch
TECHNICAL DELEGATE	Erik Wilhelmi
CHIEF TIMEKEEPER	Steffen Ruhl

Weather Start/Finish

AIR	12.2°C
TRACK	10.8°C
CONDITIONS	Wet
PRESSURE	1005 hPa
AIR	12.2°C
TRACK	10.8°C
CONDITIONS	Wet
PRESSURE	1005 hPa

Track Information

GREEN FLAG	15:15:00
CHEQUERED FLAG	15:29:38
SAFETY CAR PHASE	0
FULL COURSE YELLOW PHASE	0
TRACK NAME	Lausitzring
TRACK LENGTH	4570m
TURN COUNT	14
FASTEST LAP:	#58. SEP - 2:13.423

STARTED: 13 CLASSIFIED: 13 NOT CLASSIFIED: 0 DISQUALIFIED: 0

Nr.	Drivers	Team	Lap	Best Time	Gap	Diff	Kph	Day Time
Cl.	Car	Competitor						
1	58 E.Seppänen(FIN) ADAC Formel 4	(T) US Racing(DEU) US Racing	3	2:13.423			123.3	15:21:44
2	29 J.Dürksen(DEU) ADAC Formel 4	(T) ADAC Berlin-Brandenburg e.V.(DEU) ADAC Berlin-Brandenburg e.V.	4	2:13.528	0.105	0.105	123.2	15:24:49
3	77 T.Tramnitz(DEU) R ADAC Formel 4	(T) US Racing(DEU) US Racing	4	2:13.722	0.299	0.194	123.0	15:24:03
4	87 O.Bearman(GBR) R ADAC Formel 4	US Racing(DEU) US Racing	5	2:13.859	0.436	0.137	122.9	15:26:25
5	95 V.Lomko(RUS) R ADAC Formel 4	US Racing(DEU) US Racing	4	2:13.867	0.444	0.008	122.8	15:24:20
6	17 J.Edgar(GBR) ADAC Formel 4	(T) Van Amersfoort Racing(NLD) Van Amersfoort Racing	3	2:13.981	0.558	0.114	122.7	15:22:20
7	52 J.Crawford(USA) ADAC Formel 4	(T) Van Amersfoort Racing(NLD) Van Amersfoort Racing	4	2:14.136	0.713	0.155	122.6	15:24:40
8	4 V.Bernier(FRA) ADAC Formel 4	(T) R-ACE GP(FRA) R-ACE GP	4	2:14.279	0.856	0.143	122.5	15:24:18
9	6 K.Smal(RUS) R ADAC Formel 4	(T) R-ACE GP(FRA) R-ACE GP	3	2:14.327	0.904	0.048	122.4	15:22:08
10	3 R.Meyuhas(ISR) ADAC Formel 4	R-ACE GP(FRA) R-ACE GP	5	2:15.678	2.255	1.351	121.2	15:26:46
11	7 J.Knopp(CZE) R ADAC Formel 4	(T) ADAC Berlin-Brandenburg e.V.(DEU) ADAC Berlin-Brandenburg e.V.	6	2:15.785	2.362	0.107	121.1	15:29:33
12	23 E.Zuniga(MEX) R ADAC Formel 4	ADAC Berlin-Brandenburg e.V.(DEU) ADAC Berlin-Brandenburg e.V.	5	2:16.862	3.439	1.077	120.2	15:27:45
13	18 C.Han(CHI) R ADAC Formel 4	Van Amersfoort Racing(NLD) Van Amersfoort Racing	2	2:22.119	8.696	5.257	115.7	15:20:14

Classification limit: 110% Time: 2:26.765

All best times performed under red flag are cancelled

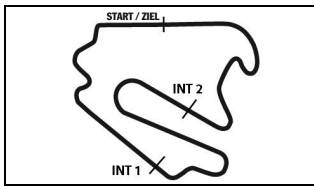
Subject to final scrutineering!

Publication time:	Clerk of the Course: Janko Garbsch	Timekeeper: Steffen Ruhl
-------------------	------------------------------------	--------------------------

ver: 1.0

www.adac.de/motorsport

Page 1 / 1 printed: 30.10.2020 15:33



ADAC Formel 4

Sector List Qualifying 1

Provisional



Lausitzring, Length: 4570m

Air temperature: 12.22°C

Track temperature: 10.8°C

Weather condition: Wet

DMSB Reg. Nr.: R-12080/20

Friday, October 30, 2020 15:15:00

Lap Id	Time	SE1	SP1	SE2	SP2	SE3	SP3	TSP	Lap Id	Time	SE1	SP1	SE2	SP2	SE3	SP3	TSP		
3 Meyuhas, ISR(#1)									theoretical besttime: 2:15.678										
1	0	2:36.317	54.617	153	55.946	153	45.754	177	5	0	2:15.678	41.508	184	50.909	184	43.261	191	196	
2	0	2:20.532	43.984	156	52.639	183	43.909	190	170	6	0	2:17.176	41.960	184	51.787	177	43.429	188	195
3	0	2:17.528	42.212	182	51.880	180	43.436	192	195	7	0	2:44.101	41.943	180	1:00.149	77	1:02.009	53	193
4	0	2:15.952	41.734	185	50.953	180	43.265	191	197										

4 Bernier, FRA(#1)									theoretical besttime: 2:13.879										
1	0	2:26.243	47.003	150	54.815	168	44.425	182	5	0	2:14.528	41.150	189	50.673	185	42.705	193	199	
2	0	2:20.935	42.682	173	51.990	151	46.263	195	182	6	0	2:14.653	41.189	188	50.347	187	43.117	189	198
3	0	2:15.667	41.858	187	50.596	189	43.213	195	200	7	0	2:59.990	41.442	188	1:15.738	67	1:02.810	53	194
4	0	2:14.279	40.949	190	50.747	187	42.583	194	201										

6 Smal, RUS(#1)									theoretical besttime: 2:13.224										
1	0	2:30.759	50.353	132	55.638	143	44.768	193	5	0	2:17.723	41.734	184	49.744	181	46.245	189	196	
2	0	2:22.831	42.181	183	55.890	124	44.760	191	197	6	0	2:15.360	40.993	184	50.780	168	43.587	189	193
3	0	2:14.327	41.842	185	49.489	187	42.996	193	195	7			42.398	106	1:38.506	55			193
4	0	2:35.718	41.220	185	49.235	186	1:05.263	191	198										

7 Knopp, CZE(#1)									theoretical besttime: 2:15.563										
1	0	3:02.151	1:20.802	120	55.616	151	45.733	193	5	0	2:17.884	42.140	188	52.072	185	43.672	191	195	
2	0	2:21.626	41.698	187	53.750	183	46.178	193	197	6	0	2:15.785	41.621	190	50.786	184	43.378	192	195
3	0	2:15.995	41.457	188	51.218	181	43.320	193	198	7			59.197	59	1:37.028	71			196
4	0	2:19.018	41.837	186	52.419	182	44.762	190	197										

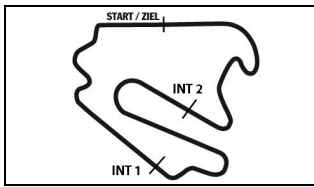
17 Edgar, GBR(#1)									theoretical besttime: 2:13.650										
1	0	2:50.357	1:02.437	150	55.190	147	52.730	193	5	0	2:35.918	40.935	189	50.008	186	1:04.975	192	199	
2	0	2:14.917	41.615	187	50.502	185	42.800	193	198	6	0	2:16.149	41.302	188	51.206	182	43.641	192	197
3	0	2:13.981	41.215	188	49.915	187	42.851	194	198	7			59.674	67	1:36.637	72			196
4	0	2:17.472	41.463	188	52.466	181	43.543	193	199										

18 Han, CHI(#1)									theoretical besttime: 2:21.233										
1	0	2:51.707	1:06.086	163	56.163	176	49.458	190	5	0	2:22.331	43.346	187	53.768	178	45.217	189	193	
2	0	2:22.119	43.901	187	53.122	178	45.096	192	194	6	0	2:20.439	43.433	184	52.430	180	44.876	190	192
3	0	2:22.588	43.177	186	53.526	179	45.885	190	196	6			54.120	113	1:32.725	71			195
4	0	2:23.327	43.879	184	52.960	180	46.488	190	194										

23 Zuniga, MEX(#1)									theoretical besttime: 2:16.862										
1	0	3:04.678	1:11.763	116	1:02.819	143	50.096	160	5	0	2:16.862	41.174	188	51.412	182	44.276	192	194	
2	0	2:29.826	46.233	141	56.409	148	47.184	176	157	6	0	2:37.622	41.265	188	51.445	182	1:04.912	57	195
3	0	2:19.888	43.351	155	52.048	183	44.489	191	174	7			1:30.161	60					50
4	0	2:32.931	41.798	185	1:06.491	184	44.642	191	194										

29 Dürksen, DEU(#1)									theoretical besttime: 2:13.528										
1	0	2:59.029	1:19.085	131	54.737	147	45.207	181	5	0	2:15.015	40.808	189	50.888	186	43.319	192	199	
2	0	2:20.310	42.668	155	53.600	154	44.042	194	190	6	0	2:15.310	41.599	188	50.465	185	43.246	193	197
3	0	2:15.497	40.951	190	50.546	186	44.000	193	198	7			52.197	71	1:34.175	66			197
4	0	2:13.528	40.483	189	49.973	182	43.072	193	198										

52 Crawford, USA(#1)									theoretical besttime: 2:14.136										
1	0	2:43.542	57.735	139	58.218	153	47.589	194	5	0	2:17.287	41.767	188	51.591	183	43.929	191	201	
2	0	2:14.880	40.885	188	50.604	182	43.391	195	199	6	0	2:14.813	41.123	186	50.288	185	43.402	191	196
3	0	2:26.744	50.764	134	52.326	188	43.654	194	200	7			45.123	112	1:37.455	63			195
4	0	2:14.136	40.764	189	50.051	186	43.321	196	200										



ADAC Formel 4

Sector List Qualifying 1

Provisional



Lausitzring, Length: 4570m

Air temperature: 12.22°C

Track temperature: 10.8°C

Weather condition: Wet

DMSB Reg. Nr.: R-12080/20

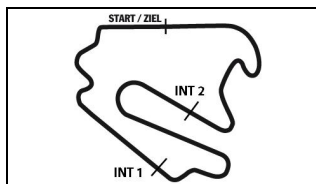
Friday, October 30, 2020 15:15:00

Lap Id	Time	SE1	SP1	SE2	SP2	SE3	SP3	TSP	Lap Id	Time	SE1	SP1	SE2	SP2	SE3	SP3	TSP		
58 Seppänen, FIN(#1)									theoretical besttime: 2:12.636										
1	0	2:14.821	40.001	185	51.705	179	43.115	193	5	0	2:14.017	40.876	187	50.343	183	42.798	193	196	
2	0	2:14.936	41.515	187	50.745	184	42.676	193	196	6	0	2:14.113	40.393	188	50.734	182	42.986	193	196
3	0	2:13.423	40.976	187	49.609	183	42.838	193	196	7	0	2:43.883	40.351	188	1:05.118	78	58.414	53	197
4	0	2:24.697	40.485	187	59.556	182	44.656	193	196										

77 Tramnitz, DEU(#1)									theoretical besttime: 2:13.297										
1	0	2:17.911	43.239	184	51.494	183	43.178	194	5	0	2:15.244	41.477	186	50.633	184	43.134	191	196	
2	0	2:16.493	41.038	187	50.195	182	45.260	192	199	6	0	2:13.782	40.849	187	50.048	184	42.885	192	195
3	0	2:14.637	41.205	188	50.248	184	43.184	192	195	7	0	2:43.243	40.555	187	1:01.800	75	1:00.888	50	195
4	0	2:13.722	40.503	188	49.909	185	43.310	192	197										

87 Bearman, GBR(#1)									theoretical besttime: 2:13.859										
1	0	2:24.181	40.727	183	59.216	180	44.238	194	5	0	2:13.859	40.575	187	50.310	183	42.974	190	196	
2	0	2:16.402	41.527	186	51.519	178	43.356	193	198	6	0	2:20.987	41.281	142	53.189	182	46.517	190	194
3	0	2:15.722	40.973	188	51.586	182	43.163	192	196	7	0	2:58.074	40.614	187	1:16.062	71	1:01.398	53	193
4	0	2:14.601	40.735	187	50.812	180	43.054	193	196										

95 Lomko, RUS(#1)									theoretical besttime: 2:13.867										
1	0	2:27.393	47.674	156	54.718	156	45.001	189	5	0	2:18.126	41.315	188	51.322	183	45.489	192	195	
2	0	2:22.975	41.942	184	53.613	169	47.420	192	192	6	0	2:16.540	41.645	184	50.621	182	44.274	189	196
3	0	2:14.836	40.975	186	50.212	186	43.649	194	196	7									193
4	0	2:13.867	40.351	187	50.137	185	43.379	190	198										



ADAC Formel 4

Top speed list Qualifying 1



Provisional

DMSB Reg. Nr.: R-12080/20

Friday, October 30, 2020 15:15:00

Lausitzring, Length: 4570m

Air temperature: 12.22°C

Track temperature: 10.8°C

Weather condition: Wet

#	Name (NAT)	Team	Car name	Speed	Lap	Race time
52	Jak Crawford (USA)	Van Amersfoort Racing (NLD)	ADAC Formel 4	201.99	5	9:41.405
4	Victor Bernier (FRA)	R-ACE GP (FRA)	ADAC Formel 4	201.23	4	7:04.951
17	Jonny Edgar (GBR)	Van Amersfoort Racing (NLD)	ADAC Formel 4	199.73	4	7:21.376
29	Joshua Dürksen (DEU)	ADAC Berlin-Brandenburg e.V. (DEU)	ADAC Formel 4	199.73	5	9:50.490
77	Tim Tramnitz (DEU)	US Racing (DEU)	ADAC Formel 4	199.00	2	2:20.039
87	Oliver Bearman (GBR)	US Racing (DEU)	ADAC Formel 4	198.63	2	2:26.310
95	Vladislav Lomko (RUS)	US Racing (DEU)	ADAC Formel 4	198.63	4	7:07.333
7	Josef Knopp (CZE)	ADAC Berlin-Brandenburg e.V. (DEU)	ADAC Formel 4	198.26	3	5:25.915
6	Kirill Smal (RUS)	R-ACE GP (FRA)	ADAC Formel 4	198.26	4	7:10.055
3	Roeer Meyuhas (ISR)	R-ACE GP (FRA)	ADAC Formel 4	197.90	4	7:16.523
58	Elias Seppänen (FIN)	US Racing (DEU)	ADAC Formel 4	197.17	7	13:38.148
18	Cenyu Han (CHI)	Van Amersfoort Racing (NLD)	ADAC Formel 4	196.45	3	5:15.980
23	Erick Zuniga (MEX)	ADAC Berlin-Brandenburg e.V. (DEU)	ADAC Formel 4	195.02	6	12:46.348