

Provisional

Result List

Stewards / Race Management

STEWARD	Harry Stüber
STEWARD	Gerd Weidinger
STEWARD	Carsten Ruscher
RACE DIRECTOR	Christian Vormann
CLERK OF THE COURSE	Janko Garbsch
TECHNICAL DELEGATE	Korbinian Beckert
CHIEF TIMEKEEPER	Steffen Ruhl

Weather Start/Finish

AIR	12.5°C
TRACK	10.8°C
CONDITIONS	Wet
PRESSURE	1005 hPa
AIR	12.5°C
TRACK	11.0°C
CONDITIONS	Wet
PRESSURE	1005 hPa

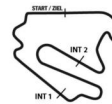
Track Information

GREEN FLAG	12:57:00
CHEQUERED FLAG	13:50:07
SAFETY CAR PHASE	0
FULL COURSE YELLOW PHASE	0
TRACK NAME	Lausitzring
TRACK LENGTH	4570m
TURN COUNT	14
FASTEST LAP:	#71. WTR - 2:12.724

STARTED: 20 CLASSIFIED: 20 NOT CLASSIFIED: 0 DISQUALIFIED: 0

Nr.	Drivers	Team	Lap	Best Time	Gap	Diff	Kph	Day Time
Cl.	Car	Competitor						
1	71 W.Tregurtha(GBR)/H.Sasse(DEU) J Audi R8 LMS GT4	T3-HRT-Motorsport(DEU) T3-HRT-Motorsport	16	2:12.724			123.9	13:35:26
2	13 J.Marschalkowski(DEU)/H.Still(DEU) J Mercedes-AMG GT4	Team Zakspeed(DEU) Team Zakspeed	14	2:13.360	0.636	0.636	123.3	13:35:41
3	21 D.Fetzer(DEU)/J.Sturm(DEU) J Porsche Cayman 718 GT4 MR	Team Allied-Racing(DEU) Team Allied-Racing	15	2:13.463	0.739	0.103	123.2	13:32:58
4	22 J.Kasperlik(DEU)/N.Möller-Madsen(DNK) Porsche Cayman 718 GT4 MR	Team Allied-Racing(DEU) Team Allied-Racing	18	2:14.088	1.364	0.625	122.6	13:40:50
5	48 J.Apotheloz(CHE)/L.Trefz(DEU) J Mercedes-AMG GT4	MANN-FILTER Team HTP-WINWARD(DEU) HTP-WINWARD Motorsport	11	2:14.395	1.671	0.307	122.4	13:23:51
6	2 G.Piana(ITA)/M.Schrey(DEU) BMW M4 GT4	Hofor Racing by Bonk Motorsport(CHE) Hofor Racing by Bonk Motorsport	12	2:14.812	2.088	0.417	122.0	13:31:19
7	18 T.Heinemann(DEU)/M.Oestreich(DEU) Aston Martin Vantage GT4	Prosport Racing(DEU) Prosport Racing	10	2:14.957	2.233	0.145	121.9	13:25:55
8	89 J.Kravec(CZE)/L.Marionek(DEU) T KTM X-Bow GT4	RTR projects(CZE) RTR projects	14	2:14.981	2.257	0.024	121.8	13:35:37
9	3 C.Hürtgen(DEU)/S.von Gartzen(DEU) BMW M4 GT4	Hofor Racing by Bonk Motorsport(CHE) Hofor Racing by Bonk Motorsport	10	2:15.393	2.669	0.412	121.5	13:20:38
10	26 T.Kieffer(LUX)/C.Kosch(LUX) T Porsche Cayman 718 GT4 MR	Team Allied-Racing(DEU) Team Allied-Racing	18	2:15.542	2.818	0.149	121.3	13:43:30
11	59 A.Sizov(RUS)/C.Dreyspring(DEU) J McLaren 570s GT4	Dörr Motorsport(DEU) Dörr Motorsport	6	2:16.514	3.790	0.972	120.5	13:12:45
12	19 L.O Dey(DEU)/A.Tauscher(DEU) J Porsche Cayman 718 GT4 MR	KÜS TEAM75 Bernhard(DEU) KÜS TEAM75 Bernhard	14	2:16.541	3.817	0.027	120.4	13:30:23
13	24 F.Janits(AUT)/R.Kofler(AUT) KTM X-BOW GT4 EVO	True Racing(AUT) True Racing	9	2:16.796	4.072	0.255	120.2	13:20:49
14	23 R.Falkenbach(DEU)/C.Piro(DEU) J Ginetta G55 GT4	Team piro sports Caffè d Italia(DEU) Team piro sports Caffè d Italia	11	2:17.101	4.377	0.305	119.9	13:27:31
15	9 T.Neumann(BUL)/J.Bölting(DEU) T Porsche Cayman 718 GT4 MR	DLV-Team Schuetz Motorsport(DEU) DLV-Team Schuetz Motorsport	9	2:17.962	5.238	0.861	119.2	13:21:10
16	69 F.Martin-Dye(GBR)/P.Dörr(DEU) J McLaren 570s GT4	Dörr Motorsport(DEU) Dörr Motorsport	5	2:18.927	6.203	0.965	118.4	13:10:04
17	8 M.Suabo(DEU)/M.Dienst(DEU) T Mercedes-AMG GT4	DLV-Team Schuetz Motorsport(DEU) DLV-Team Schuetz Motorsport	10	2:19.653	6.929	0.726	117.8	13:25:35
18	27 S.Grotstollen(DEU)/G.Braun(DEU) T BMW M4 GT4	team lillestoff(DEU) team lillestoff	12	2:22.072	9.348	2.419	115.8	13:28:23
19	5 D.Solombrino(DEU)/C.Stingu(ROM) Audi R8 LMS GT4	Hella Pagid - racing one(DEU) Hella Pagid - racing one	16	2:23.223	10.499	1.151	114.8	13:41:22
20	14 J.Kreutzpointner(DEU)/A.Kreutzpointner(DEU) BMW M4 GT4	MRS GT-Racing(DEU) MRS GT-Racing	13	2:30.326	17.602	7.103	109.4	13:36:56

Subject to final scrutineering!



Provisional

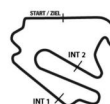
Result List

Nr. Drivers	Team	Lap	Best Time	Gap	Diff	Kph	Day Time
Cl. Car	Competitor						

Publication time:

Clerk of the Course: Janko Garbsch

Timekeeper: Steffen Ruhl



Provisional

Class Result List

Stewards / Race Management

STEWARD	Harry Stüber
STEWARD	Gerd Weidinger
STEWARD	Carsten Ruscher
RACE DIRECTOR	Christian Vormann
CLERK OF THE COURSE	Janko Garbsch
TECHNICAL DELEGATE	Korbinian Beckert
CHIEF TIMEKEEPER	Steffen Ruhl

Weather Start/Finish

AIR	12.5°C
TRACK	10.8°C
CONDITIONS	Wet
PRESSURE	1005 hPa
AIR	12.5°C
TRACK	11.0°C
CONDITIONS	Wet
PRESSURE	1005 hPa

Track Information

GREEN FLAG	12:57:00
CHEQUERED FLAG	13:50:07
SAFETY CAR PHASE	0
FULL COURSE YELLOW PHASE	0
TRACK NAME	Lausitzring
TRACK LENGTH	4570m
TURN COUNT	14
FASTEST LAP:	#71. WTR - 2:12.724

STARTED: 20 CLASSIFIED: 20 NOT CLASSIFIED: 0 DISQUALIFIED: 0

Nr.	Drivers	Team	Lap	Best Time	Gap	Diff	Kph	Day Time
	Car	Competitor						

CLASS: Junior

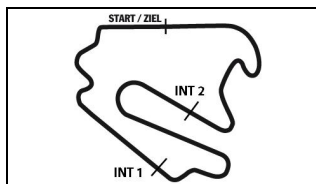
Started: 8	Classified: 8	Not Classified: 0						
1	71 W.Tregurtha(GBR)/H.Sasse(DEU) Audi R8 LMS GT4	T3-HRT-Motorsport(DEU) T3-HRT-Motorsport	16	2:12.724			123.9	13:35:26
2	13 J.Marschalkowski(DEU)/H.Still(DEU) Mercedes-AMG GT4	Team Zakspeed(DEU) Team Zakspeed	14	2:13.360	0.636	0.636	123.3	13:35:41
3	21 D.Fetzer(DEU)/J.Sturm(DEU) Porsche Cayman 718 GT4 MR	Team Allied-Racing(DEU) Team Allied-Racing	15	2:13.463	0.739	0.103	123.2	13:32:58
4	48 J.Apotheloz(CHE)/L.Trefz(DEU) Mercedes-AMG GT4	MANN-FILTER Team HTP-WINWARD(DEU) HTP-WINWARD Motorsport	11	2:14.395	1.671	0.932	122.4	13:23:51
5	59 A.Sizov(RUS)/C.Dreyspring(DEU) McLaren 570s GT4	Dörr Motorsport(DEU) Dörr Motorsport	6	2:16.514	3.790	2.119	120.5	13:12:45
6	19 L.O Dey(DEU)/A.Tauscher(DEU) Porsche Cayman 718 GT4 MR	KÜS TEAM75 Bernhard(DEU) KÜS TEAM75 Bernhard	14	2:16.541	3.817	0.027	120.4	13:30:23
7	23 R.Falkenbach(DEU)/C.Piro(DEU) Ginetta G55 GT4	Team piro sports Caffè d Italia(DEU) Team piro sports Caffè d Italia	11	2:17.101	4.377	0.560	119.9	13:27:31
8	69 F.Martin-Dye(GBR)/P.Dörr(DEU) McLaren 570s GT4	Dörr Motorsport(DEU) Dörr Motorsport	5	2:18.927	6.203	1.826	118.4	13:10:04

CLASS: Trophy

Started: 5	Classified: 5	Not Classified: 0						
1	89 J.Krabec(CZE)/L.Marionek(DEU) KTM X-Bow GT4	RTR projects(CZE) RTR projects	14	2:14.981			121.8	13:35:37
2	26 T.Kieffer(LUX)/C.Kosch(LUX) Porsche Cayman 718 GT4 MR	Team Allied-Racing(DEU) Team Allied-Racing	18	2:15.542	0.561	0.561	121.3	13:43:30
3	9 T.Neumann(BUL)/J.Böling(DEU) Porsche Cayman 718 GT4 MR	DLV-Team Schuetz Motorsport(DEU) DLV-Team Schuetz Motorsport	9	2:17.962	2.981	2.420	119.2	13:21:10
4	8 M.Suabo(DEU)/M.Dienst(DEU) Mercedes-AMG GT4	DLV-Team Schuetz Motorsport(DEU) DLV-Team Schuetz Motorsport	10	2:19.653	4.672	1.691	117.8	13:25:35
5	27 S.Grotstollen(DEU)/G.Braun(DEU) BMW M4 GT4	team lillestoff(DEU) team lillestoff	12	2:22.072	7.091	2.419	115.8	13:28:23

Subject to final scrutineering!

Publication time:	Clerk of the Course: Janko Garbsch	Timekeeper: Steffen Ruhl
-------------------	------------------------------------	--------------------------



ADAC GT4 Germany

Sector List Free Practice 1

Provisional



Lausitzring, Length: 4570m

Air temperature: 12.22°C

Track temperature: 10.9°C

Weather condition: Wet

DMSB Reg. Nr.: R-12080/20

Friday, October 30, 2020 12:57:00

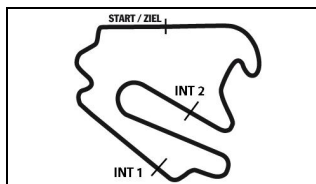
Lap Id	Time	SE1	SP1	SE2	SP2	SE3	SP3	TSP	Lap Id	Time	SE1	SP1	SE2	SP2	SE3	SP3	TSP		
2 Piana, ITA(#1) / Schrey, DEU(#2)									theoretical besttime: 2:14.603										
1	2	2:51.533	1:06.505	149	58.242	178	46.786	199	11	2	2:16.385	41.505	192	51.136	187	43.744	206	212	
2	2	2:37.048	44.251	180	1:07.103	170	45.694	201	208	12	2	2:14.812	40.725	193	50.866	190	43.221	206	214
3	2	2:24.285	43.810	189	54.982	183	45.493	203	204	13	2	2:20.196	40.637	195	54.005	190	45.554	56	214
4	2	2:19.397	41.266	192	53.685	187	44.446	204	211	14	1	3:47.990	2:08.660	187	53.666	185	45.664	201	
5	2	2:18.223	42.473	190	52.394	190	43.356	204	212	15	1	2:21.021	42.851	187	53.200	186	44.970	201	210
6	2	2:18.172	41.753	191	53.096	178	43.323	204	212	16	1	2:19.086	42.173	190	52.721	180	44.192	199	210
7	2	2:15.674	41.066	192	51.508	188	43.100	204	212	17	1	2:37.498	43.034	190	53.735	184	1:00.729	75	208
8	2	2:20.546	41.429	194	52.291	188	46.826	57	212	18	1	3:29.751	1:04.243	78	1:24.255	79	1:01.253	58	76
9	2	8:06.237	6:23.200	192	58.981	184	44.056	204		19	1	3:07.807	1:11.071	189	54.011	108	1:02.725	49	
10	2	2:16.216	41.592	191	51.482	186	43.142	203	212										

3 Hürtgen, DEU(#1) / von Gartzen, DEU(#2)									theoretical besttime: 2:15.241										
1	1	2:53.880	1:11.343	154	55.762	187	46.775	193	12	1	3:44.691	2:05.877	185	53.809	180	45.005	202		
2	1	2:25.097	43.096	190	56.659	183	45.342	202	202	13	2	2:19.570	42.309	189	52.843	181	44.418	203	210
3	1	2:20.799	42.538	190	53.429	186	44.832	203	212	14	2	2:20.073	42.576	193	53.009	185	44.488	204	211
4	1	2:18.987	41.680	191	52.584	185	44.723	203	212	15	2	2:18.411	41.523	192	52.241	184	44.647	203	213
5	1	2:17.652	41.986	191	51.712	189	43.954	204	213	16	2	2:19.445	41.740	192	52.849	188	44.856	203	211
6	1	2:17.265	41.805	192	51.343	187	44.117	204	214	17	2	2:19.250	42.473	194	52.759	186	44.018	204	212
7	1	2:16.476	41.667	192	51.058	189	43.751	205	214	18	2	2:17.391	41.352	191	51.980	187	44.059	204	212
8	1	2:16.688	41.020	192	51.247	187	44.421	206	215	19	2	2:21.337	42.373	194	54.344	181	44.620	203	212
9	1	2:15.648	41.136	193	51.152	190	43.360	204	214	20	2	2:49.869	41.267	192	1:06.241	75	1:02.361	58	211
10	1	2:15.393	40.965	194	51.210	190	43.218	206	213	21	1	5:35.719	3:36.754	189	53.885	103	1:05.080	50	
11	1	2:20.747	41.878	189	53.052	181	45.817	59	215										

5 Solombrino, DEU(#1) / Stingu, ROM(#2)									theoretical besttime: 2:23.033										
1	1	3:19.036	1:17.308	139	1:08.042	145	53.686	170	11	1	2:28.981	45.016	192	56.687	184	47.278	198	198	
2	1	2:45.382	49.688	158	1:03.585	173	52.109	189	171	12	1	2:35.522	44.240	192	58.781	175	52.501	56	209
3	1	2:43.561	48.733	161	1:03.770	151	51.058	191	196	13	1	5:06.386	3:20.962	188	58.002	166	47.422	196	
4	1	2:37.443	47.370	185	1:00.071	167	50.002	194	199	14	1	2:29.101	44.294	193	57.568	176	47.239	196	205
5	1	2:35.374	45.772	192	58.923	175	50.679	189	205	15	1	2:27.373	43.355	195	57.237	171	46.781	201	208
6	1	2:35.077	45.974	192	58.348	184	50.755	193	186	16	1	2:23.223	42.675	196	55.240	185	45.308	203	211
7	1	2:34.424	45.013	193	58.359	173	51.052	195	196	17	1	2:23.939	42.637	195	55.088	182	46.214	201	212
8	1	2:30.571	45.528	176	57.223	183	47.820	197	199	18	1	3:16.068	43.880	142	1:25.399	73	1:06.789	53	210
9	1	2:33.760	44.965	195	58.477	164	50.318	196	207	19	1	4:45.220	2:35.560	191	1:08.873	74	1:00.787	57	
10	1	2:36.131	46.920	179	1:00.178	178	49.033	195	207										

8 Suabo, DEU(#1) / Dienst, DEU(#2)									theoretical besttime: 2:19.221										
1	1	3:12.148	1:13.141	139	1:08.398	123	50.609	137	9	1	2:20.718	43.040	192	53.345	189	44.333	202	210	
2	1	2:33.672	47.057	151	57.583	178	49.032	187	143	10	1	2:19.653	41.856	194	53.307	186	44.490	201	210
3	1	2:33.773	45.659	181	1:00.985	168	47.129	194	189	11	1	2:20.197	41.883	194	53.741	186	44.573	201	209
4	1	2:54.506	43.018	193	1:24.029	150	47.459	59	204	12	1	2:20.040	42.324	193	53.658	188	44.058	203	210
5	1	5:27.461	3:45.385	193	56.011	179	46.065	202		13	1	2:21.303	42.675	193	53.944	188	44.684	202	211
6	1	2:27.987	42.378	195	56.123	172	49.486	197	211	14	1	2:23.227	42.271	194	53.331	189	47.625	60	211
7	1	2:21.617	42.137	195	54.266	188	45.214	201	208	15	1	16:14.511	14:18.750	185	55.303	143	1:00.458	59	
8	1	2:23.585	44.465	195	54.117	188	45.003	201	210										

9 Neumann, BUL(#1) / Bölting, DEU(#2)									theoretical besttime: 2:17.491										
1	2	3:38.792	1:42.851	111	1:05.849	124	50.092	187	10	2	2:17.971	41.094	197	52.645	190	44.232	205	217	
2	2	2:27.936	44.704	190	56.654	174	46.578	198	177	11	2	2:18.539	41.045	197	53.310	187	44.184	208	216
3	2	2:23.912	42.894	194	55.387	189	45.631	200	209	12	2	2:18.149	40.812	198	53.026	189	44.311	57	217
4	2	2:22.916	41.838	196	55.863	177	45.215	204	211	13	2	4:40.306	2:57.168	196	54.814	157	48.324	203	
5	2	2:18.634	41.226	198	53.374	189	44.034	204	215	14	2	2:21.487	43.027	193	53.683	187	44.777	202	214
6	2	2:18.951	41.268	197	53.561	189	44.122	210	215	15	2	2:21.413	42.796	191	54.120	183	44.497	198	210
7	2	2:33.003	44.730	197	52.920	193	55.353	56	220	16	2	2:21.607	43.482	193	53.926	184	44.199	202	205
8	2	3:47.795	2:10.278	197	53.188	191	44.329	206		17	2	2:20.816	41.879	192	53.437	184	45.500	53	209
9	2	2:17.962	41.006	197	52.776	188	44.180	206	217	18	2	8:57.702	7:03.413	158	55.945	169	58.344	45	



ADAC GT4 Germany

Sector List Free Practice 1

Provisional



Lausitzring, Length: 4570m

Air temperature: 12.22°C

Track temperature: 10.9°C

Weather condition: Wet

DMSB Reg. Nr.: R-12080/20

Friday, October 30, 2020 12:57:00

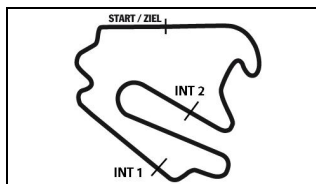
Lap Id	Time	SE1	SP1	SE2	SP2	SE3	SP3	TSP	Lap Id	Time	SE1	SP1	SE2	SP2	SE3	SP3	TSP	
13 Marschalkowski, DEU(#1) / Still, DEU(#2)									theoretical besttime: 2:13.360									
1	1	3:50.511	2:03.401	158	59.526	161	47.584	174	11	1	2:23.649	47.803	194	52.668	187	43.178	59	86
2	1	2:25.822	44.154	174	55.316	150	46.352	192	12	1	4:14.316	2:34.119	192	57.498	185	42.699	208	
3	1	2:21.077	42.590	192	54.752	184	43.735	203	13	1	2:20.638	41.258	193	51.262	186	48.118	208	216
4	1	2:18.375	41.450	192	53.031	186	43.894	206	14	1	2:13.360	40.457	193	50.533	191	42.370	206	216
5	1	2:18.400	41.939	194	52.582	188	43.879	205	15	1	2:14.827	40.634	193	52.127	175	42.066	59	215
6	1	2:18.209	41.645	193	52.773	173	43.791	207	16	2	3:41.915	2:03.984	193	51.230	191	46.701	59	
7	1	2:17.210	42.724	194	51.542	187	42.944	207	17	2	2:30.172	53.243	193	51.616	186	45.313	93	
8	1	2:15.907	41.340	195	51.659	184	42.908	206	18	2	3:18.255	1:00.682	80	1:20.989	80	56.584	59	80
9	1	2:43.334	46.083	195	51.293	190	1:05.958	59	19	2	3:50.953	1:56.640	193	52.011	146	1:02.302	57	
10	1	4:39.627	2:54.356	192	55.902	189	49.369	102										

14 Kreuzpointner, DEU(#1) / Kreuzpointner, DEU(#2)									theoretical besttime: 2:28.654									
1	1	3:41.547	1:10.540	113	1:22.601	88	1:08.406	44	9	2	2:31.494	46.016	183	56.424	178	49.054	190	204
2	1	6:28.141	4:22.027	119	1:12.828	127	53.286	176	10	2	2:36.286	46.324	152	59.319	168	50.643	57	193
3	2	2:44.970	50.454	179	1:02.870	165	51.646	190	11	1	4:01.743	2:09.785	185	1:00.814	178	51.144	185	
4	2	2:34.739	46.735	183	58.531	176	49.473	192	12	1	2:32.713	45.502	187	58.088	173	49.123	192	197
5	2	2:39.770	48.942	180	57.961	180	52.867	192	13	1	2:30.326	44.876	188	57.558	183	47.892	196	203
6	2	2:31.062	44.338	189	56.820	173	49.904	192	14	1	2:38.389	44.896	187	1:03.674	179	49.819	57	206
7	2	2:31.234	45.834	184	56.957	179	48.443	194	15	1	5:18.146	3:22.010	147	1:02.445	175	53.691	57	
8	2	2:31.197	45.753	184	56.485	173	48.959	194	16	1	8:16.997	5:37.932	80	1:33.472	78	1:05.593	54	

18 Heinemann, DEU(#1) / Oestreich, DEU(#2)									theoretical besttime:									
1	0	3:03.392					3:03.392		10	0	2:14.957							
2		2:23.173							11	0	2:18.123							
3	0	2:19.206							12	0	2:14.632							
4	0	2:17.215							13	0	5:57.116							
5		2:15.489							14	0	2:26.435							
6	0	2:17.315							15	0	2:18.403							
7	0	5:59.381							16	0	2:17.926							
8	0	3:46.544							17	0	3:23.096							
9		2:17.985							18	0	6:20.849							

19 O Dey, DEU(#1) / Tauscher, DEU(#2)									theoretical besttime: 2:15.558									
1	1	2:52.581	58.207	132	1:03.469	122	50.905	174	11	2	2:17.635	42.085	199	52.142	195	43.408	212	203
2	2	2:34.853	47.997	136	58.793	169	48.063	198	12	2	2:17.370	41.361	200	52.437	194	43.572	212	221
3	2	2:27.594	46.019	162	55.660	172	45.915	205	13	2	2:18.462	41.310	200	52.463	191	44.689	212	220
4	2	2:24.992	42.671	191	57.343	184	44.978	211	14	2	2:16.541	41.100	199	52.144	195	43.297	213	221
5	2	2:21.744	41.921	197	54.589	186	45.234	210	15	2	2:21.264	40.666	195	53.969	157	46.629	55	222
6	2	2:19.992	41.713	198	54.020	191	44.259	212	16	1	5:52.447	4:01.205	134	1:03.068	184	48.174	179	
7	2	2:18.043	41.442	198	52.705	191	43.896	212	17	1	2:22.096	42.888	198	54.439	193	44.769	210	195
8	2	2:17.243	40.888	200	52.504	194	43.851	210	18	1	2:19.306	41.396	196	53.381	193	44.529	208	219
9	2	2:17.832	41.166	201	53.211	194	43.455	212	19	1	3:09.846	41.652	198	1:24.194	74	1:04.000	54	216
10	2	2:17.412	41.650	200	51.595	187	44.167	213	20	1	4:51.741	2:52.635	195	55.785	109	1:03.321	55	

21 Fetzer, DEU(#1) / Sturm, DEU(#2)									theoretical besttime: 2:13.124									
1	1	2:38.005	53.411	162	56.285	154	48.309	53	11	1	2:14.806	40.017	197	51.348	193	43.441	58	219
2	1	2:33.895	56.465	196	53.657	186	43.773	206	12	2	3:38.582	2:01.053	181	53.400	185	44.129	210	
3	1	2:18.118	41.546	196	52.413	193	44.159	207	13	2	2:14.830	40.601	198	51.408	191	42.821	210	218
4	1	2:17.454	40.777	197	52.942	188	43.735	210	14	2	2:14.322	40.007	198	51.389	189	42.926	210	220
5	1	2:17.784	41.016	196	53.793	185	42.975	210	15	2	2:13.463	40.226	197	50.661	192	42.576	210	219
6	1	2:16.413	40.314	197	52.944	188	43.155	211	16	2	2:13.888	40.001	198	51.102	192	42.785	210	219
7	1	2:15.481	39.900	199	52.414	192	43.167	212	17	2	2:15.277	40.976	198	51.074	189	43.227	210	219
8	1	2:14.907	40.925	198	51.419	191	42.563	211	18	2	2:16.098	40.474	196	51.112	190	44.512	57	218
9	1	2:14.394	39.930	198	51.711	192	42.753	211	19	2	3:54.564	2:16.467	192	52.443	189	45.654	55	
10	1	2:15.145	40.116	196	51.664	185	43.365	210										



ADAC GT4 Germany

Sector List Free Practice 1

Provisional



Lausitzring, Length: 4570m

Air temperature: 12.22°C

Track temperature: 10.9°C

Weather condition: Wet

DMSB Reg. Nr.: R-12080/20

Friday, October 30, 2020 12:57:00

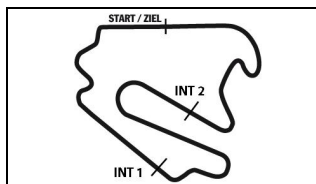
Lap	Id	Time	SE1	SP1	SE2	SP2	SE3	SP3	TSP	Lap	Id	Time	SE1	SP1	SE2	SP2	SE3	SP3	TSP
22 Kasperlik, DEU(#1) / Möller-Madsen, DNK(#2)										theoretical besttime: 2:13.011									
1	1	2:36.889	50.889	146	56.729	180	49.271	52		12	1	2:26.883	42.126	196	53.859	187	50.898	52	220
2	1	2:39.386	57.668	193	55.448	182	46.270	198		13	2	4:12.390	2:36.152	197	52.984	188	43.254	213	
3	1	2:19.765	42.498	194	53.096	188	44.171	205	207	14	2	2:15.523	41.739	198	50.630	194	43.154	213	222
4	1	2:20.906	41.215	196	52.858	190	46.833	208	215	15	2	2:14.694	40.813	199	51.051	188	42.830	213	222
5	1	2:17.626	41.423	196	52.336	183	43.867	211	218	16	2	2:17.944	41.273	200	53.731	194	42.940	213	222
6	1	2:17.090	41.454	197	52.111	184	43.525	211	221	17	2	2:16.455	39.843	199	54.074	189	42.538	213	222
7	1	2:15.463	40.559	198	51.466	191	43.438	213	220	18	2	2:14.088	40.411	198	50.854	193	42.823	212	222
8	1	2:17.188	40.354	199	52.711	188	44.123	213	223	19	2	2:18.936	40.398	200	50.714	195	47.824	211	220
9	1	2:15.207	40.373	197	51.332	192	43.502	213	222	20	2	3:02.893	41.266	199	1:19.043	76	1:02.584	54	219
10	1	2:15.887	40.520	199	51.854	191	43.513	212	222	21			3:19.456	195	5:37.132	77			
11	1	2:16.356	40.087	197	52.016	185	44.253	210	222										

23 Falkenbach, DEU(#1) / Piro, DEU(#2)										theoretical besttime: 2:17.070									
1	2	2:59.485	50.507	103	1:16.208	93	52.770	137		11	2	2:17.101	41.454	186	51.918	186	43.729	200	205
2	2	2:50.608	51.772	95	1:07.943	121	50.893	54	124	12	2	2:21.375	42.829	189	52.683	173	45.863	56	208
3	2	5:59.201	4:17.750	180	55.954	167	45.497	197		13	2	3:45.042	2:02.557	166	56.760	167	45.725	199	
4	2	2:24.145	43.117	188	53.715	182	47.313	198	205	14	1	2:22.151	42.845	188	54.492	180	44.814	200	207
5	2	2:21.067	42.260	189	53.481	181	45.326	194	206	15	1	2:27.051	42.482	189	57.014	171	47.555	197	207
6	2	2:20.307	42.035	188	53.978	182	44.294	200	203	16	1	2:23.274	43.579	184	54.374	182	45.321	198	205
7	2	2:18.733	41.619	188	52.163	184	44.951	200	207	17	1	2:23.060	43.272	187	54.148	184	45.640	195	206
8	2	2:18.948	41.423	188	52.992	179	44.533	200	207	18	1	3:02.461	42.658	185	1:18.351	76	1:01.452	56	203
9	2	2:18.575	41.476	188	52.613	180	44.486	200	207	19	1	5:27.896	3:19.596	184	1:08.194	77	1:00.106	56	
10	2	2:22.704	43.496	162	53.861	182	45.347	198	207										

24 Janits, AUT(#1) / Kofler, AUT(#2)										theoretical besttime: 2:15.505									
1	2	2:36.085	50.046	159	58.647	156	47.392	191		11	1	2:42.947	43.672	188	1:14.934	183	44.341	200	207
2	2	2:24.501	43.343	184	54.479	179	46.679	192	199	12	1	2:17.572	42.661	188	51.267	186	43.644	199	208
3	2	2:21.084	42.831	185	53.222	180	45.031	195	200	13	1	2:16.936	41.273	187	51.551	187	44.112	200	207
4	2	2:19.845	43.233	186	52.434	184	44.178	197	203	14	1	2:21.653	41.012	189	52.976	175	47.665	58	208
5	2	2:17.958	42.088	187	52.123	183	43.747	198	205	15	2	3:41.153	2:03.403	179	52.700	181	45.050	200	
6	2	2:22.267	41.941	187	54.607	171	45.719	56	207	16	2	2:18.020	42.054	188	52.234	186	43.732	199	208
7	1	4:50.994	3:04.561	187	1:01.191	141	45.242	200		17	2	2:16.992	41.492	188	51.982	186	43.518	198	207
8	1	2:19.078	42.771	189	52.877	186	43.430	200	209	18	2	2:18.119	41.613	187	52.246	184	44.260	56	206
9	1	2:16.796	42.037	189	51.533	187	43.226	200	207	19	2	7:37.639	5:48.771	186	52.114	183	56.754	51	
10	1	2:17.753	41.988	188	51.826	187	43.939	199	207										

26 Kieffer, LUX(#1) / Kosch, LUX(#2)										theoretical besttime: 2:15.092									
1	1	2:42.698	53.784	130	1:00.259	161	48.655	54		11	1	2:27.957	41.106	197	57.548	169	49.303	86	218
2	1	2:42.637	57.494	159	58.493	183	46.650	193		12	2	5:46.503	4:04.401	153	56.422	180	45.680	200	
3	1	2:24.767	45.074	193	54.155	186	45.538	201	203	13	2	2:22.321	43.094	195	54.708	181	44.519	207	210
4	1	2:31.416	49.434	184	56.573	173	45.409	206	211	14	2	2:18.486	40.992	196	53.232	183	44.262	208	217
5	1	2:21.601	42.058	196	55.134	184	44.409	208	216	15	2	2:16.836	40.986	195	52.238	190	43.612	211	217
6	1	2:27.792	49.110	188	54.092	190	44.590	207	217	16	2	2:17.699	40.774	196	53.394	188	43.531	210	220
7	1	2:20.144	41.560	197	53.701	189	44.883	204	216	17	2	2:19.749	41.011	197	52.375	191	46.363	206	219
8	1	2:19.274	42.577	196	52.641	188	44.056	206	214	18	2	2:15.542	41.224	195	51.315	192	43.003	210	217
9	1	2:17.729	40.813	197	52.950	186	43.966	209	216	19	2	3:30.609	49.787	73	1:32.676	75	1:08.146	49	218
10	1	2:16.526	40.841	197	51.827	189	43.858	208	218	20	2	5:21.215	2:55.607	194	1:22.796	70	1:02.812	53	

27 Grotstollen, DEU(#1) / Braun, DEU(#2)										theoretical besttime: 2:21.207									
1	1	2:49.717	52.803	131	1:02.370	157	54.544	52		11	1	2:24.011	43.473	188	55.373	182	45.165	198	199
2	1	2:50.840	1:04.177	152	57.166	174	49.497	181		12	1	2:22.072	43.286	191	53.474	186	45.312	200	208
3	1	2:30.386	45.523	175	57.093	177	47.770	191	192	13	1	2:24.611	42.707	192	54.738	181	47.166	200	210
4	1	2:27.866	44.349	184	55.751	182	47.766	193	203	14	1	2:36.954	47.199	191	1:01.950	184	47.805	55	209
5	1	2:34.716	43.802	188	1:03.093	168	47.821	193	204	15	2	4:24.456	2:42.403	184	55.256	179	46.797	200	
6	1	2:26.315	45.097	188	55.267	180	45.951	199	182	16	2	2:25.607	43.186	186	55.953	183	46.468	203	209
7	1	2:24.521	44.171	192	54.198	183	46.152	198	209	17	2	2:22.932	42.568	193	54.671	184	45.693	203	212
8	1	2:25.532	43.440	192	54.070	171	48.022	53	209	18	2	2:45.028	42.606	191	57.360	101	1:05.062	58	211
9	1	3:41.261	1:50.393	189	1:04.114	180	46.754	197		19	2	5:48.672	3:50.079	185	57.325	164	1:01.268	49	
10	1	2:25.111	43.971	189	54.636	184	46.504	200	191										



ADAC GT4 Germany

Sector List Free Practice 1

Provisional



Lausitzring, Length: 4570m

Air temperature: 12.22°C

Track temperature: 10.9°C

Weather condition: Wet

DMSB Reg. Nr.: R-12080/20

Friday, October 30, 2020 12:57:00

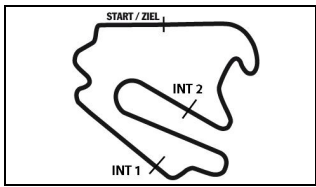
Lap Id	Time	SE1	SP1	SE2	SP2	SE3	SP3	TSP	Lap Id	Time	SE1	SP1	SE2	SP2	SE3	SP3	TSP	
48 Apotheloz, CHE(#1) / Trefz, DEU(#2)									theoretical besttime: 2:14.109									
1	2	3:40.992	1:53.281	144	1:00.037	153	47.674	199	11	2	2:14.395	40.318	196	51.399	185	42.678	205	216
2	2	2:27.221	44.073	186	57.597	177	45.551	204 177	12	2	2:18.086	41.273	195	51.953	189	44.860	59	213
3	2	2:24.758	43.830	192	55.588	178	45.340	203 205	13	2	4:34.954	2:55.911	195	54.378	185	44.665	201	
4	2	2:21.626	42.416	193	55.030	174	44.180	206 212	14	1	2:18.298	42.079	196	52.662	187	43.557	204	210
5	2	2:19.063	41.529	194	53.058	186	44.476	203 214	15	1	2:17.304	41.836	195	52.452	191	43.016	208	214
6	2	2:17.911	41.859	194	52.224	189	43.828	208 211	16	1	2:17.036	41.295	196	52.404	190	43.337	207	217
7	2	2:17.496	41.945	195	52.172	185	43.379	207 216	17	1	2:17.118	41.730	195	52.245	184	43.143	207	216
8	2	2:15.335	41.018	195	51.113	185	43.204	207 216	18	1	2:16.427	41.535	196	51.573	185	43.319	207	216
9	2	2:15.977	41.302	195	51.740	181	42.935	207 216	19	1	2:35.385	44.029	194	59.474	190	51.882	59	209
10	2	2:15.997	41.432	195	51.182	192	43.383	207 216	20	1	6:41.258	4:41.926	184	1:01.083	78	58.249	54	

59 Sizov, RUS(#1) / Dreyspring, DEU(#2)									theoretical besttime: 2:15.771									
1	2	3:37.026	1:42.164	116	1:03.725	126	51.137	173	10	2	2:28.571	41.643	193	1:00.988	181	45.940	52	212
2	2	2:36.715	48.890	142	59.438	151	48.387	180 165	11	1	4:13.199	2:27.401	184	56.865	186	48.933	53	
3	2	2:28.265	46.596	172	55.688	172	45.981	198 187	12	1	2:39.154	57.664	190	55.924	186	45.566	204	
4	2	2:21.885	42.568	177	54.673	175	44.644	201 207	13	1	2:21.642	42.055	193	55.070	188	44.517	205	214
5	2	2:24.385	41.592	192	59.013	184	43.780	203 209	14	1	2:22.792	42.723	193	54.788	190	45.281	203	214
6	2	2:16.514	41.114	192	51.983	189	43.417	200 211	15	1	2:20.795	42.512	192	53.720	191	44.563	203	211
7	2	2:22.199	41.945	192	52.448	187	47.806	52 209	16	1	2:31.500	41.987	193	54.598	165	54.915	52	211
8	2	8:29.568	6:52.924	195	52.510	187	44.134	201	17	1	6:11.831	4:19.720	192	55.729	173	56.382	51	
9	2	2:19.290	41.665	192	51.240	186	46.385	203 210										

69 Martin-Dye, GBR(#1) / Dörr, DEU(#2)									theoretical besttime: 2:17.645									
1	2	3:26.109	1:35.369	129	1:01.114	127	49.626	132	4	2	2:23.186	42.055	191	55.759	174	45.372	203	209
2	2	2:28.861	45.920	128	57.025	182	45.916	180 150	5	2	2:18.927	42.135	193	52.795	186	43.997	203	210
3	2	2:26.527	44.727	190	56.811	187	44.989	202 119	6	2	2:35.709	41.184	191	52.464	186	1:02.061	52	211

71 Tregurtha, GBR(#1) / Sasse, DEU(#2)									theoretical besttime: 2:12.485									
1	2	2:48.827	1:04.520	173	58.015	166	46.292	202	11	1	2:18.507	40.999	197	54.082	191	43.426	208	213
2	2	2:21.482	42.536	194	54.157	180	44.789	205 210	12	1	2:20.613	45.760	197	52.200	193	42.653	208	216
3	2	2:17.395	41.762	196	52.315	192	43.318	208 213	13	1	2:14.717	40.808	198	51.336	191	42.573	210	216
4	2	2:15.932	40.889	196	51.662	194	43.381	210 216	14	1	2:14.409	40.550	197	50.719	195	43.140	210	217
5	2	2:16.669	41.065	195	52.345	190	43.259	210 217	15	1	2:14.194	40.388	198	51.512	194	42.294	208	217
6	2	2:16.207	41.274	197	52.139	193	42.794	210 217	16	1	2:12.724	40.019	197	50.313	193	42.392	210	217
7	2	2:14.663	40.799	197	50.907	193	42.957	210 218	17	1	2:13.893	39.878	197	51.465	182	42.550	210	218
8	2	2:14.328	40.635	197	50.963	192	42.730	210 218	18	1	2:16.355	42.525	195	51.304	195	42.526	210	219
9	2	2:25.437	41.958	197	58.346	188	45.133	58 202	19	1	2:13.672	39.887	198	51.062	192	42.723	206	219
10	1	3:39.841	2:03.213	196	53.232	191	43.396	204	20	1	6:23.664	40.182	196	4:49.516	116	53.966	59	215

89 Krabec, CZE(#1) / Marionec, DEU(#2)									theoretical besttime: 2:14.065									
1	1	2:56.667	1:07.920	138	59.870	131	48.877	179	11	2	2:16.131	40.818	188	51.721	185	43.592	196	202
2	1	2:33.668	45.551	135	59.255	148	48.862	189 173	12	2	2:15.188	41.206	186	51.482	183	42.500	196	202
3	1	2:55.847	44.658	122	1:21.343	177	49.846	58 182	13	2	2:17.229	40.953	187	51.667	186	44.609	197	203
4	1	5:33.409	3:49.514	183	56.436	177	47.459	188	14	2	2:14.981	40.696	187	51.565	184	42.720	197	203
5	1	2:23.661	42.600	184	55.557	179	45.504	192 196	15	2	2:23.405	40.718	188	58.662	139	44.025	196	203
6	1	2:21.639	41.925	184	54.648	180	45.066	193 198	16	1	2:26.986	40.326	187	51.239	185	55.421	55	201
7	1	2:24.321	44.564	185	54.605	175	45.152	193 199	17	1	3:50.536	2:09.568	185	54.650	179	46.318	111	
8	1	2:20.193	41.667	185	53.890	181	44.636	194 200	18	1	3:24.691	1:00.027	80	1:20.051	77	1:04.613	52	78
9	1	2:21.274	41.570	184	54.071	180	45.633	58 201	19	1	5:34.298	3:03.664	86	1:25.696	75	1:04.938	46	
10	2	3:42.478	2:03.426	185	55.200	182	43.852	196										



ADAC GT4 Germany

Trackin speed list Free Practice 1



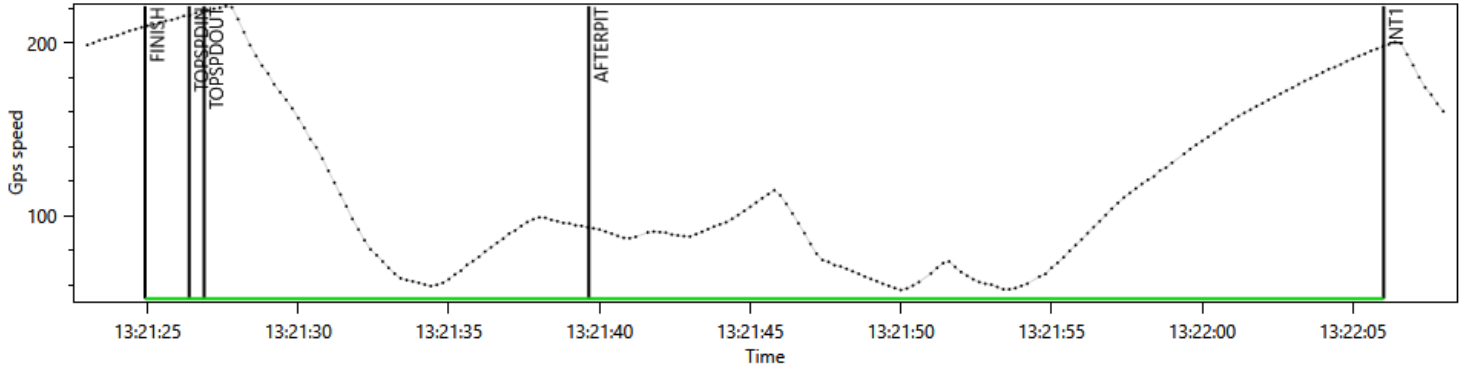
Provisional

DMSB Reg. Nr.: R-12080/20

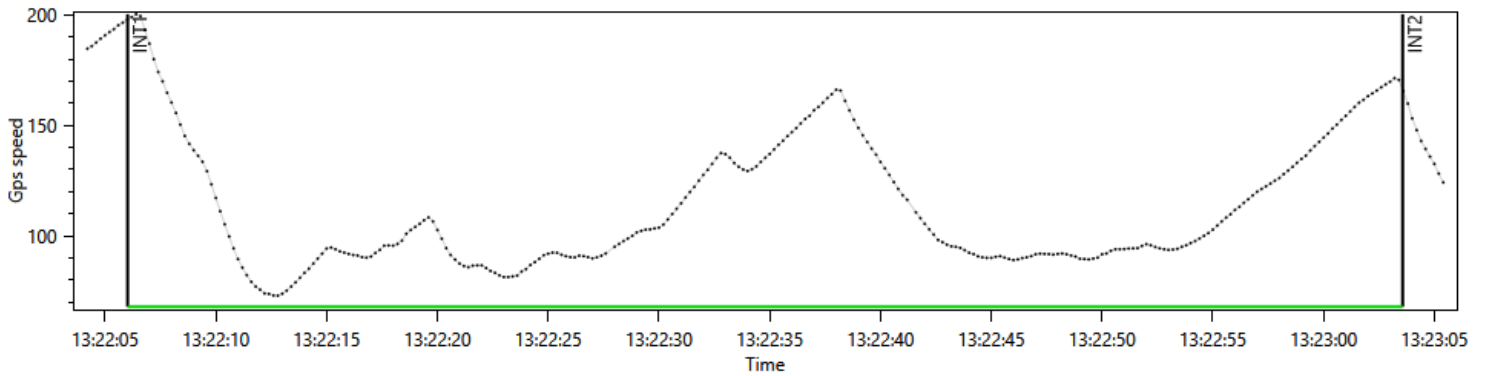
Friday, October 30, 2020 12:57:00

Lausitzring, Length: 4570m
 Air temperature: 12.22°C
 Track temperature: 11.2°C
 Weather condition: Wet

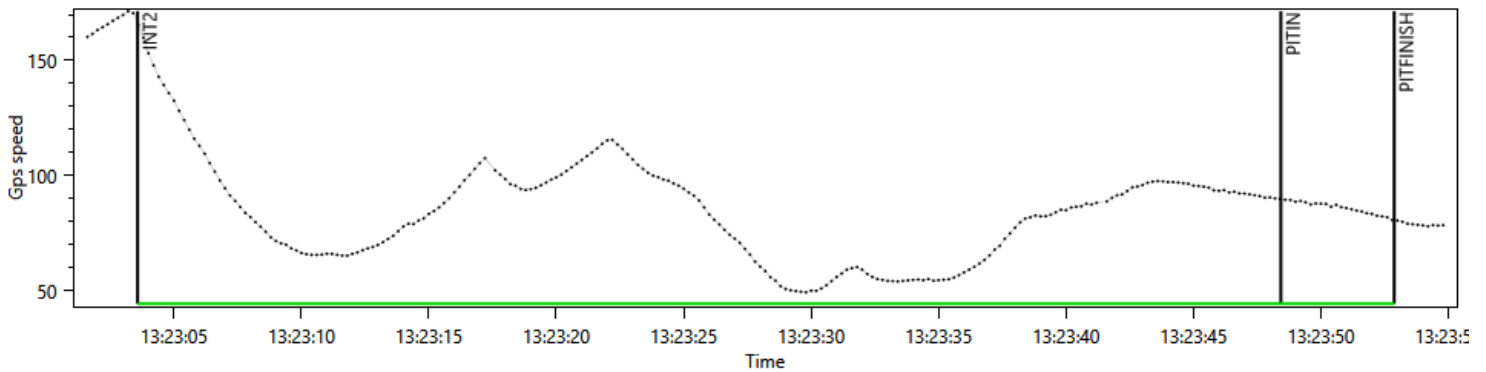
Section start: 13:21:24.919 **Section end:** 13:22:06.025 **Driver:** Tom Kieffer

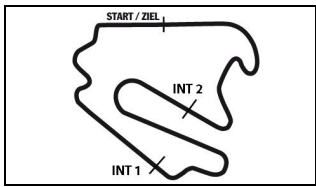


Section start: 13:22:06.025 **Section end:** 13:23:03.573 **Driver:** Tom Kieffer



Section start: 13:23:03.573 **Section end:** 13:23:52.876 **Driver:** Tom Kieffer





ADAC GT4 Germany

Trackin speed list Free Practice 1



Provisional

DMSB Reg. Nr.: R-12080/20

Friday, October 30, 2020 12:57:00

Lausitzring, Length: 4570m
Air temperature: 12.22°C
Track temperature: 11.2°C
Weather condition: Wet

Section start: 13:23:48.429

Section end:

Driver: Tom Kieffer

