

Provisional

Result List

Stewards / Race Management

STEWARD	Achim Loth
STEWARD	Yasin Özer
STEWARD	Dennis Broedel
RACE DIRECTOR	Niels Wittich
CLERK OF THE COURSE	Janko Garbsch
TECHNICAL DELEGATE	Erik Wilhelmi
CHIEF TIMEKEEPER	Steffen Ruhl

Weather Start/Finish

AIR	11.4°C
TRACK	9.9°C
CONDITIONS	Wet
PRESSURE	1005 hPa
AIR	11.9°C
TRACK	9.9°C
CONDITIONS	Wet
PRESSURE	1005 hPa

Track Information

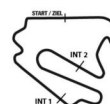
GREEN FLAG	11:05:00
CHEQUERED FLAG	11:35:00
SAFETY CAR PHASE	0
FULL COURSE YELLOW PHASE	0
TRACK NAME	Lausitzring
TRACK LENGTH	4570m
TURN COUNT	14
FASTEST LAP:	#4. BER - 2:07.345

STARTED: 13 CLASSIFIED: 13 NOT CLASSIFIED: 0 DISQUALIFIED: 0

Nr.	Drivers	Team	Lap	Best Time	Gap	Diff	Kph	Day Time
Cl.	Car	Competitor						
1	4 V.Bernier(FRA) ADAC Formel 4	(T) R-ACE GP(FRA) R-ACE GP	14	2:07.345			129.1	11:36:09
2	17 J.Edgar(GBR) ADAC Formel 4	(T) Van Amersfoort Racing(NLD) Van Amersfoort Racing	13	2:08.377	1.032	1.032	128.1	11:35:42
3	87 O.Bearman(GBR) R ADAC Formel 4	US Racing(DEU) US Racing	13	2:08.476	1.131	0.099	128.0	11:37:07
4	29 J.Dürksen(DEU) ADAC Formel 4	(T) ADAC Berlin-Brandenburg e.V.(DEU) ADAC Berlin-Brandenburg e.V.	14	2:08.565	1.220	0.089	127.9	11:36:29
5	77 T.Tramnitz(DEU) R ADAC Formel 4	(T) US Racing(DEU) US Racing	10	2:09.079	1.734	0.514	127.4	11:30:44
6	52 J.Crawford(USA) ADAC Formel 4	(T) Van Amersfoort Racing(NLD) Van Amersfoort Racing	13	2:09.430	2.085	0.351	127.1	11:36:28
7	6 K.Smal(RUS) R ADAC Formel 4	(T) R-ACE GP(FRA) R-ACE GP	8	2:09.969	2.624	0.539	126.5	11:22:47
8	3 R.Meyuhas(ISR) ADAC Formel 4	R-ACE GP(FRA) R-ACE GP	14	2:10.840	3.495	0.871	125.7	11:36:24
9	7 J.Knopp(CZE) R ADAC Formel 4	(T) ADAC Berlin-Brandenburg e.V.(DEU) ADAC Berlin-Brandenburg e.V.	12	2:11.192	3.847	0.352	125.4	11:32:34
10	58 E.Seppänen(FIN) ADAC Formel 4	(T) US Racing(DEU) US Racing	11	2:11.249	3.904	0.057	125.3	11:33:22
11	95 V.Lomko(RUS) R ADAC Formel 4	US Racing(DEU) US Racing	8	2:12.429	5.084	1.180	124.2	11:26:14
12	23 E.Zuniga(MEX) R ADAC Formel 4	ADAC Berlin-Brandenburg e.V.(DEU) ADAC Berlin-Brandenburg e.V.	8	2:12.737	5.392	0.308	123.9	11:24:20
13	18 C.Han(CHN) R ADAC Formel 4	Van Amersfoort Racing(NLD) Van Amersfoort Racing	12	2:13.669	6.324	0.932	123.0	11:35:50

Subject to final scrutineering!

Publication time:	Clerk of the Course: Janko Garbsch	Timekeeper: Steffen Ruhl
-------------------	------------------------------------	--------------------------



Provisional

Class Result List

Stewards / Race Management

STEWARD	Achim Loth
STEWARD	Yasin Özer
STEWARD	Dennis Broedel
RACE DIRECTOR	Niels Wittich
CLERK OF THE COURSE	Janko Garbsch
TECHNICAL DELEGATE	Erik Wilhelmi
CHIEF TIMEKEEPER	Steffen Ruhl

Weather Start/Finish

AIR	11.4°C
TRACK	9.9°C
CONDITIONS	Wet
PRESSURE	1005 hPa
AIR	11.9°C
TRACK	9.9°C
CONDITIONS	Wet
PRESSURE	1005 hPa

Track Information

GREEN FLAG	11:05:00
CHEQUERED FLAG	11:35:00
SAFETY CAR PHASE	0
FULL COURSE YELLOW PHASE	0
TRACK NAME	Lausitzring
TRACK LENGTH	4570m
TURN COUNT	14
FASTEST LAP:	#4. BER - 2:07.345

STARTED: 13 CLASSIFIED: 13 NOT CLASSIFIED: 0 DISQUALIFIED: 0

Nr.	Drivers	Team	Lap	Best Time	Gap	Diff	Kph	Day Time
	Car	Competitor						

CLASS: Rookie

Started: 7

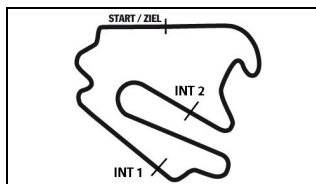
Classified: 7

Not Classified: 0

1	87	O.Bearman(GBR) ADAC Formel 4	US Racing(DEU) US Racing	13	2:08.476			128.0	11:37:07
2	77	T.Tramnitz(DEU) ADAC Formel 4	US Racing(DEU) US Racing	10	2:09.079	0.603	0.603	127.4	11:30:44
3	6	K.Smal(RUS) ADAC Formel 4	R-ACE GP(FRA) R-ACE GP	8	2:09.969	1.493	0.890	126.5	11:22:47
4	7	J.Knopp(CZE) ADAC Formel 4	ADAC Berlin-Brandenburg e.V.(DEU) ADAC Berlin-Brandenburg e.V.	12	2:11.192	2.716	1.223	125.4	11:32:34
5	95	V.Lomko(RUS) ADAC Formel 4	US Racing(DEU) US Racing	8	2:12.429	3.953	1.237	124.2	11:26:14
6	23	E.Zuniga(MEX) ADAC Formel 4	ADAC Berlin-Brandenburg e.V.(DEU) ADAC Berlin-Brandenburg e.V.	8	2:12.737	4.261	0.308	123.9	11:24:20
7	18	C.Han(CHI) ADAC Formel 4	Van Amersfoort Racing(NLD) Van Amersfoort Racing	12	2:13.669	5.193	0.932	123.0	11:35:50

Subject to final scrutineering!

Publication time:	Clerk of the Course: Janko Garbsch	Timekeeper: Steffen Ruhl
-------------------	------------------------------------	--------------------------



ADAC Formel 4

Sector List Free Practice 2



Provisional

DMSB Reg. Nr.: R-12080/20

Friday, October 30, 2020 11:05:00

Lausitzring, Length: 4570m
 Air temperature: 11.93°C
 Track temperature: 9.9°C
 Weather condition: Wet

Lap Id	Time	SE1	SP1	SE2	SP2	SE3	SP3	TSP	Lap Id	Time	SE1	SP1	SE2	SP2	SE3	SP3	TSP	
3 Meyuhas, ISR(#1)								theoretical besttime: 2:10.299										
1	0	2:25.045	44.591	157	55.382	171	45.072	192	8	0	2:12.350	40.469	190	49.738	185	42.143	199	204
2	0	2:21.502	42.133	188	51.743	186	47.626	196	9	0	2:12.226	40.384	190	49.334	189	42.508	200	203
3	0	2:17.756	42.465	188	52.543	181	42.748	197	10	0	2:11.843	40.195	191	49.553	184	42.095	199	205
4	0	2:14.575	41.511	188	50.419	186	42.645	197	11	0	2:13.757	40.041	190	51.245	168	42.471	199	204
5	0	2:13.772	40.941	189	50.458	185	42.373	198	12	0	2:11.289	40.420	190	49.215	188	41.654	199	203
6	0	2:14.641	40.727	189	50.739	185	43.175	199	13	0	2:11.380	39.927	191	49.328	191	42.125	200	204
7	0	2:12.513	41.010	191	49.497	190	42.006	200	14	0	2:10.840	40.311	191	48.718	190	41.811	199	205

4 Bernier, FRA(#1)								theoretical besttime: 2:07.290										
1	0	2:18.511	41.213	150	53.584	159	43.714	173	8	0	2:08.774	39.662	192	47.939	192	41.173	200	204
2	0	2:15.834	43.276	161	50.546	171	42.012	198	9	0	2:07.973	39.379	193	47.729	192	40.865	201	204
3	0	2:11.694	40.925	189	48.978	189	41.791	199	10	0	2:08.291	39.755	193	47.664	192	40.872	201	206
4	0	2:09.946	40.092	192	48.438	190	41.416	199	11	0	2:29.443	39.533	193	1:00.714	64	49.196	54	206
5	0	2:09.552	40.297	192	48.166	191	41.089	200	12	0	2:34.765	1:05.530	194	48.352	193	40.883	201	
6	0	2:10.075	39.711	193	48.742	192	41.622	199	13	0	2:07.929	39.162	195	47.988	193	40.779	202	205
7	0	2:08.902	39.617	193	48.223	190	41.062	200	14	0	2:07.345	39.217	194	47.498	193	40.630	201	206

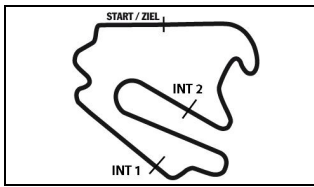
6 Smal, RUS(#1)								theoretical besttime: 2:09.207										
1	0	2:22.422	46.079	156	53.329	157	43.014	180	8	0	2:09.969	39.768	189	48.498	190	41.703	198	201
2	0	2:14.662	42.445	164	50.415	188	41.802	197	9	0	2:35.926	39.831	188	1:13.597	127	42.498	197	202
3	0	2:14.195	40.656	188	49.406	189	44.133	196	10	0	2:10.401	40.181	189	48.743	186	41.477	197	201
4	0	2:11.328	40.526	189	48.967	189	41.835	197	11	0	2:22.613	39.576	189	55.019	172	48.018	198	201
5	0	2:11.572	40.678	188	49.266	191	41.628	197	12	0	2:24.153	39.565	190	48.193	190	56.395	198	203
6	0	2:11.941	40.656	188	49.289	187	41.996	196	13	0	2:23.880	39.802	189	1:02.430	190	41.648	199	203
7	0	2:10.612	39.798	189	49.365	183	41.449	197	14			39.703	190	49.568	190			204

7 Knopp, CZE(#1)								theoretical besttime: 2:10.950										
1	0	2:40.547	1:02.056	140	54.494	155	43.997	196	8	0	2:12.212	40.338	192	49.447	188	42.427	199	205
2	0	2:24.640	41.748	191	59.515	185	43.377	198	9	0	2:12.476	41.438	192	48.816	191	42.222	200	205
3	0	2:15.275	41.593	191	50.581	188	43.101	199	10	0	2:12.576	40.379	192	49.718	191	42.479	198	205
4	0	2:19.712	41.774	191	51.229	187	46.709	199	11	0	2:20.023	40.092	192	48.932	190	50.999	200	205
5	0	2:13.855	41.271	192	50.000	189	42.584	200	12	0	2:11.192	40.106	192	49.044	190	42.042	199	204
6	0	2:13.152	40.902	192	49.915	189	42.335	199	13	0	2:44.335	40.529	191	1:05.922	86	57.884	201	205
7	0	2:18.085	41.036	192	54.697	189	42.352	200	14									

17 Edgar, GBR(#1)								theoretical besttime: 2:08.156										
1	0	2:24.501	47.104	183	53.201	186	44.196	195	8	0	2:10.420	40.038	193	48.712	192	41.670	202	206
2	0	2:20.331	41.784	190	55.995	184	42.552	200	9	0	2:14.036	40.555	191	50.313	191	43.168	52	206
3	0	2:29.104	41.221	191	1:05.511	190	42.372	200	10	0	3:46.943	2:02.296	193	1:01.468	95	43.179	202	
4	0	2:12.305	40.757	191	49.367	190	42.181	200	11	0	2:09.562	40.245	194	48.192	192	41.125	201	206
5	0	2:14.488	40.725	193	49.355	192	44.408	201	12	0	2:08.873	39.676	194	47.926	192	41.271	201	206
6	0	2:11.939	40.194	192	49.294	192	42.451	200	13	0	2:08.377	39.444	194	47.587	192	41.346	203	207
7	0	2:10.601	40.348	191	48.714	192	41.539	201	14									

18 Han, CHI(#1)								theoretical besttime: 2:13.669										
1	0	2:52.170	1:07.305	184	57.630	177	47.235	190	7	0	2:31.133	41.161	190	51.208	188	58.764	199	203
2	0	2:24.626	43.413	188	55.971	186	45.242	196	8	0	2:19.377	41.169	190	53.972	186	44.236	198	203
3	0	2:20.621	42.457	189	53.111	186	45.053	196	9	0	2:28.934	41.535	190	51.324	190	56.075	53	204
4	0	2:19.248	41.959	188	53.071	186	44.218	197	10	0	4:25.398	2:50.518	190	51.851	188	43.029	199	
5	0	2:21.205	44.540	190	52.969	187	43.696	198	11	0	2:15.875	42.155	185	50.941	189	42.779	200	204
6	0	2:17.488	41.975	189	51.897	188	43.616	198	12	0	2:13.669	40.501	192	50.592	190	42.576	199	205

23 Zuniga, MEX(#1)								theoretical besttime: 2:12.004										
1	0	3:19.108	1:30.763	139	59.885	143	48.460	155	8	0	2:12.737	40.771	192	49.287	192	42.679	199	205
2	0	2:21.686	43.959	182	53.512	181	44.215	196	9	0	2:14.309	41.106	190	49.868	188	43.335	197	205
3	0	2:24.220	41.584	189	58.511	184	44.125	196	10	0	2:13.918	40.844	191	50.267	191	42.807	198	203
4	0	2:16.738	41.680	189	51.526	187	43.532	197	11	0	2:25.906	41.016	190	1:02.237	191	42.653	199	203
5	0	2:15.447	41.367	190	50.887	187	43.193	198	12	0	2:13.408	40.992	191	49.695	191	42.721	199	204
6	0	2:14.295	40.680	190	50.448	189	43.167	199	13	0	2:13.105	40.818	191	50.250	189	42.037	200	205



ADAC Formel 4

Sector List Free Practice 2



Provisional

Lausitzring, Length: 4570m
 Air temperature: 11.93°C
 Track temperature: 9.9°C
 Weather condition: Wet

DMSB Reg. Nr.: R-12080/20

Friday, October 30, 2020 11:05:00

Lap	Id	Time	SE1	SP1	SE2	SP2	SE3	SP3	TSP	Lap	Id	Time	SE1	SP1	SE2	SP2	SE3	SP3	TSP
7	0	2:15.441	41.477	190	50.837	184	43.127	200	204										

29 Dürksen, DEU(#1)

theoretical besttime: 2:08.565

1	0	2:37.230	59.868	136	54.102	151	43.260	192		8	0	2:10.859	40.309	192	48.722	191	41.828	201	205
2	0	2:15.632	42.152	161	50.421	161	43.059	201	194	9	0	2:24.908	40.563	192	1:00.735	81	43.610	201	205
3	0	2:16.674	41.363	191	52.045	109	43.266	201	205	10	0	2:10.611	40.085	192	48.612	192	41.914	201	207
4	0	2:12.511	40.574	192	49.553	191	42.384	200	205	11	0	2:13.835	40.106	193	49.022	147	44.707	202	205
5	0	2:12.047	41.201	192	48.849	191	41.997	201	205	12	0	2:11.984	40.790	193	49.187	191	42.007	201	206
6	0	2:12.356	40.495	192	49.606	191	42.255	200	205	13	0	2:09.796	40.256	194	47.744	193	41.796	202	206
7	0	2:11.885	41.089	192	48.902	192	41.894	200	205	14	0	2:08.565	39.592	194	47.639	193	41.334	202	207

52 Crawford, USA(#1)

theoretical besttime: 2:09.430

1	0	2:33.486	50.037	164	56.679	170	46.770	193		8	0	2:10.766	40.205	191	48.762	191	41.799	201	206
2	0	2:26.109	43.131	186	58.787	186	44.191	197	199	9	0	2:10.333	40.302	191	48.306	192	41.725	200	206
3	0	2:20.217	42.169	189	51.748	187	46.300	196	201	10	0	2:12.638	40.066	190	50.703	191	41.869	201	204
4	0	2:16.564	41.402	189	51.864	188	43.298	198	200	11	0	2:09.817	39.918	191	48.269	192	41.630	202	206
5	0	2:19.915	41.763	189	50.956	191	47.196	54	203	12	0	2:16.294	39.800	192	54.520	170	41.974	202	208
6	0	4:10.571	2:33.715	190	54.436	187	42.420	201		13	0	2:09.430	39.742	191	48.103	192	41.585	201	207
7	0	2:11.426	40.695	192	48.904	193	41.827	201	205										

58 Seppänen, FIN(#1)

theoretical besttime: 2:10.706

1	0	2:27.936	50.716	182	53.349	186	43.871	196		7	0	2:13.779	41.197	191	50.318	188	42.264	201	203
2	0	2:16.335	42.030	189	51.465	186	42.840	197	200	8	0	2:15.767	40.855	190	50.019	182	44.893	201	206
3	0	2:18.894	43.542	190	51.382	184	43.970	53	200	9	0	2:24.016	40.860	191	49.850	190	53.306	123	206
4	0	5:22.129	3:40.757	157	57.479	184	43.893	198		10	0	2:19.786	47.915	192	50.044	190	41.827	201	120
5	0	2:16.331	42.286	190	51.144	189	42.901	199	202	11	0	2:11.249	40.273	192	49.290	190	41.686	201	205
6	0	2:15.394	41.443	189	50.932	188	43.019	198	204	12	0	2:13.210	39.730	194	49.592	191	43.888	201	207

77 Tramnitz, DEU(#1)

theoretical besttime: 2:08.799

1	0	2:30.222	53.034	169	54.109	179	43.079	197		7	0	2:10.157	39.836	190	49.293	191	41.028	200	205
2	0	2:15.207	41.145	189	51.229	180	42.833	197	201	8	0	2:09.433	39.530	192	48.597	192	41.306	200	205
3	0	2:15.611	41.252	188	51.183	188	43.176	52	201	9	0	2:09.698	39.907	192	48.650	192	41.141	200	205
4	0	5:39.598	4:05.804	187	51.605	184	42.189	198		10	0	2:09.079	39.613	192	48.647	190	40.819	201	205
5	0	2:12.610	41.282	190	49.933	189	41.395	200	203	11	0	2:15.646	39.399	193	55.093	191	41.154	200	206
6	0	2:11.780	40.196	190	49.759	188	41.825	200	205	12	0	2:09.881	39.528	193	49.550	192	40.803	201	207

87 Bearman, GBR(#1)

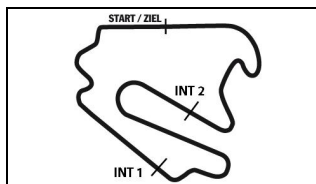
theoretical besttime: 2:08.378

1	0	2:31.543	53.734	180	53.906	175	43.903	192		8	0	2:11.790	39.507	192	50.603	180	41.680	200	205
2	0	2:15.374	41.800	188	51.079	183	42.495	197	196	9	0	2:10.356	40.014	192	49.053	193	41.289	199	204
3	0	2:20.388	42.124	188	54.515	155	43.749	55	200	10	0	2:32.282	40.022	192	1:10.269	188	41.991	200	204
4	0	5:00.866	3:26.949	185	51.633	186	42.284	198		11	0	2:10.227	40.202	192	48.664	190	41.361	200	205
5	0	2:13.235	40.384	190	50.807	185	42.044	199	202	12	0	2:10.538	39.576	193	48.789	178	42.173	200	205
6	0	2:11.410	39.935	191	49.564	190	41.911	199	203	13	0	2:08.476	39.605	193	47.833	192	41.038	200	206
7	0	2:10.535	39.906	191	49.230	189	41.399	200	203										

95 Lomko, RUS(#1)

theoretical besttime: 2:11.051

1	0	2:37.655	57.333	164	54.327	167	45.995	182		7	0	2:14.226	41.449	191	50.522	191	42.255	202	206
2	0	2:20.102	42.982	188	52.508	184	44.612	197	177	8	0	2:12.429	40.303	192	50.024	192	42.102	202	206
3	0	2:18.020	41.379	191	51.252	188	45.389	55	203	9	0	2:12.940	40.240	193	48.974	193	43.726	202	207
4	0	4:57.177	3:19.738	151	53.768	181	43.671	199		10	0	2:12.463	40.054	192	50.386	188	42.023	202	206
5	0	2:19.782	41.338	190	52.954	189	45.490	200	205	11	0	2:22.504	40.325	192	49.923	192	52.256	203	207
6	0	2:14.615	41.019	190	50.627	192	42.969	201	206	12	0	2:13.914	41.080	193	49.134	191	43.700	203	208



ADAC Formel 4

Top speed list Free Practice 2



Provisional

DMSB Reg. Nr.: R-12080/20

Friday, October 30, 2020 11:05:00

Lausitzring, Length: 4570m

Air temperature: 11.93°C

Track temperature: 9.9°C

Weather condition: Wet

#	Name (NAT)	Team	Car name	Speed	Lap	Race time
95	Vladislav Lomko (RUS)	US Racing (DEU)	ADAC Formel 4	208.66	12	28:03.948
52	Jak Crawford (USA)	Van Amersfoort Racing (NLD)	ADAC Formel 4	208.25	12	27:03.880
17	Jonny Edgar (GBR)	Van Amersfoort Racing (NLD)	ADAC Formel 4	207.85	13	28:35.142
29	Joshua Dürksen (DEU)	ADAC Berlin-Brandenburg e.V. (DEU)	ADAC Formel 4	207.45	14	29:22.371
77	Tim Tramnitz (DEU)	US Racing (DEU)	ADAC Formel 4	207.05	12	28:01.094
58	Elias Seppänen (FIN)	US Racing (DEU)	ADAC Formel 4	207.05	12	28:23.666
4	Victor Bernier (FRA)	R-ACE GP (FRA)	ADAC Formel 4	206.65	14	29:03.734
87	Oliver Bearman (GBR)	US Racing (DEU)	ADAC Formel 4	206.25	13	30:00.598
7	Josef Knopp (CZE)	ADAC Berlin-Brandenburg e.V. (DEU)	ADAC Formel 4	205.86	13	27:35.808
23	Erick Zuniga (MEX)	ADAC Berlin-Brandenburg e.V. (DEU)	ADAC Formel 4	205.46	8	17:08.997
18	Cenyu Han (CHI)	Van Amersfoort Racing (NLD)	ADAC Formel 4	205.46	12	28:38.141
3	Roe Meyuhas (ISR)	R-ACE GP (FRA)	ADAC Formel 4	205.07	10	20:26.448
6	Kirill Smal (RUS)	R-ACE GP (FRA)	ADAC Formel 4	204.68	14	29:45.748