

Provisional

Result List

Stewards / Race Management

STEWARD	Achim Loth
STEWARD	Yasin Özer
STEWARD	Dennis Broedel
RACE DIRECTOR	Niels Wittich
CLERK OF THE COURSE	Janko Garbsch
TECHNICAL DELEGATE	Tim Zessack
CHIEF TIMEKEEPER	Steffen Ruhl

Weather Start/Finish

AIR	10.6°C
TRACK	9.5°C
CONDITIONS	Wet
PRESSURE	1005 hPa
AIR	11.1°C
TRACK	9.9°C
CONDITIONS	Wet
PRESSURE	1005 hPa

Track Information

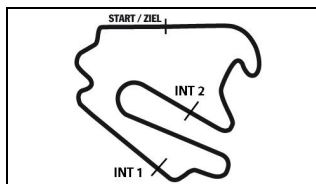
GREEN FLAG	10:25:00
CHEQUERED FLAG	10:55:01
SAFETY CAR PHASE	0
FULL COURSE YELLOW PHASE	0
TRACK NAME	Lausitzring
TRACK LENGTH	4570m
TURN COUNT	14
FASTEST LAP:	#36. DIE - 2:06.436

STARTED: 18 CLASSIFIED: 18 NOT CLASSIFIED: 0 DISQUALIFIED: 0

Drivers	Team	Car	Lap	Best Time	Gap	Diff	Kph	Day Time
1 36 M.Dienst(DEU)(J)/P.Frommenwiler(CHE)	DLV-Team Schuetz Motorsport(DEU)	Mercedes-AMG GT3	8	2:06.436			130.1	10:47:23
2 8 H.Owega(DEU)/D.Marschall(DEU)(J)	RUTRONIK-RACING(DEU)	Audi R8 LMS GT3	10	2:06.578	0.142	0.142	129.9	10:55:57
3 71 M.Paul(DEU)(J)/N.Langeveld(NLD)	T3-HRT-Motorsport(DEU)	Audi R8 LMS GT3	7	2:07.061	0.625	0.483	129.4	10:41:57
4 72 C.Schöll(AUT)(J)/J.Pepper(ZAF)	T3-HRT-Motorsport(DEU)	Bentley Continental GT3	6	2:07.779	1.343	0.718	128.7	10:45:06
5 14 E.Johansson(SWE)(J)/A.Farfus(BRA)	MRS GT-Racing(DEU)	BMW M6 GT3	5	2:08.006	1.570	0.227	128.5	10:40:06
6 33 F.Salaquarda(CZE)(T)/F.Stippler(DEU)	Team ISR(CZE)	Audi R8 LMS GT3	7	2:08.583	2.147	0.577	127.9	10:48:37
7 20 M.Wishofer(AUT)(J)/D.Boccolacci(FRA)	Team Zakspeed BKK Mobil Oil Racing(D	Mercedes-AMG GT3 EVO	5	2:08.631	2.195	0.048	127.9	10:48:44
8 18 J.Fittje(DEU)(J)/D.Jahn(DEU)	KÜS TEAM75 Bernhard(DEU)	Porsche 911 GT3 R	3	2:08.850	2.414	0.219	127.6	10:35:12
9 29 K.Schramm(DEU)(J)/C.Mies(DEU)	Montaplast by Land Motorsport(DEU)	Audi R8 LMS GT3	8	2:09.537	3.101	0.687	127.0	10:55:54
10 26 R.Feller(CHE)(J)/S.Mücke(DEU)	BWT Mücke Motorsport(DEU)	Audi R8 LMS GT3	3	2:09.611	3.175	0.074	126.9	10:41:55
11 32 C.Weerts(BEL)(J)/D.Vanthoor(BEL)	TEAM WRT(BEL)	Audi R8 LMS GT3	12	2:09.707	3.271	0.096	126.8	10:56:11
12 9 A.Read(AUS)(J)/J.Eriksson(SWE)	Schubert Motorsport(DEU)	BMW M6 GT3	8	2:10.454	4.018	0.747	126.1	10:54:16
13 11 E.Erhart(DEU)(T)/P.Kaffer(DEU)	EFP Car Collection by TECE(DEU)	Audi R8 LMS GT3	7	2:10.613	4.177	0.159	125.9	10:48:53
14 30 B.Goethe(DNK)(J)/F.Vervisch(BEL)	TEAM WRT(BEL)	Audi R8 LMS GT3	10	2:10.898	4.462	0.285	125.6	10:55:52
15 4 H.von Danwitz(DEU)(J)/M.Winkelhock(DEU)	Aust Motorsport(DEU)	Audi R8 LMS GT3	7	2:11.688	5.252	0.790	124.9	10:48:34
16 82 S.Schothorst(NLD)/T.Zimmermann(DEU)(J)	GRT GRASSERRACING TEAM(AUT)	Lamborghini Huracan GT3E	4	2:13.580	7.144	1.892	123.1	10:41:56
17 10 H.Skoog(SWE)(J)/S.van der Linde(ZAF)	Schubert Motorsport(DEU)	BMW M6 GT3	2	2:13.772	7.336	0.192	122.9	10:40:09
18 3 M.Hackländer(DEU)/N.Rogivue(CHE)(J)	Aust Motorsport(DEU)	Audi R8 LMS GT3	3	2:14.710	8.274	0.938	122.1	10:41:33

Subject to final scrutineering!

Publication time:	Clerk of the Course: Janko Garbsch	Timekeeper: Steffen Ruhl
-------------------	------------------------------------	--------------------------



ADAC GT Masters

Sector List Free Practice Trophy



Provisional

Lausitzring, Length: 4570m
 Air temperature: 11.38°C
 Track temperature: 9.9°C
 Weather condition: Wet

DMSB Reg. Nr.: R-12080/20

Friday, October 30, 2020 10:25:00

Lap Id	Time	SE1	SP1	SE2	SP2	SE3	SP3	TSP	Lap Id	Time	SE1	SP1	SE2	SP2	SE3	SP3	TSP
3 Hackländer, DEU(#1) / Rogivue, CHE(#2)									theoretical besttime: 2:11.390								
1	2	11:43.717	10:08.474	155	52.620	203	42.623	219	5	2	7:47.510	6:13.171	207	51.301	203	43.038	220
2	2	2:33.968	40.003	209	49.269	206	1:04.696	218 228	6	2	2:22.603	40.112	207	57.823	207	44.668	220 229
3	2	2:14.710	40.146	209	48.829	206	45.735	218 227	7	2	2:39.261	40.018	209	48.764	207	1:10.479	58 229
4	2	2:12.159	40.160	209	49.269	207	42.730	58 227									

4 von Danwitz, DEU(#1) / Winkelhock, DEU(#2)									theoretical besttime: 2:11.631								
1	1	10:05.743	8:24.273	173	55.309	157	46.161	216	6	1	2:13.713	41.093	209	50.316	207	42.304	221 226
2	1	2:16.700	41.675	208	51.766	203	43.259	219 225	7	1	2:11.688	40.051	211	49.546	207	42.091	219 229
3	1	2:15.803	41.314	209	51.299	207	43.190	219 228	8	1	2:12.492	40.232	210	49.840	205	42.420	219 227
4	1	2:13.327	40.784	210	50.317	204	42.226	220 228	9	1	2:11.943	40.166	210	49.512	208	42.265	221 228
5	1	2:16.979	40.946	210	51.441	204	44.592	216 229	10	1	2:11.979	40.028	210	49.797	204	42.154	220 230

8 Owega, DEU(#1) / Marschall, DEU(#2)									theoretical besttime: 2:06.525								
1	2	11:25.590	9:53.695	206	49.990	206	41.905	221	6	2	2:07.390	38.647	211	48.165	208	40.578	225 233
2	2	2:09.938	39.797	209	49.003	205	41.138	225 230	7	2	2:07.834	38.790	210	47.672	208	41.372	224 232
3	2	2:12.654	39.008	211	52.814	209	40.832	225 233	8	2	2:22.620	38.996	211	57.340	200	46.284	223 231
4	2	2:08.657	39.657	211	48.192	209	40.808	225 234	9	2	2:07.742	38.894	211	47.785	207	41.063	224 232
5	2	2:07.874	39.173	212	47.869	208	40.832	225 234	10	2	2:06.578	38.451	211	47.725	208	40.402	224 231

9 Read, AUS(#1) / Eriksson, SWE(#2)									theoretical besttime: 2:10.261								
1	1	13:47.712	12:11.643	201	52.217	186	43.852	220	6	1	2:12.735	40.013	205	50.428	211	42.294	223 236
2	1	2:16.303	41.118	169	51.837	207	43.348	225 231	7	1	2:12.143	40.535	212	49.377	209	42.231	223 236
3	1	2:13.217	40.463	213	50.187	210	42.567	223 235	8	1	2:10.454	39.595	212	48.818	208	42.041	226 232
4	1	2:11.738	39.674	214	49.707	211	42.357	227 235	9	1	2:11.164	39.851	211	49.215	210	42.098	225 236
5	1	2:11.160	40.346	213	48.966	208	41.848	225 235									

10 Skoog, SWE(#1) / van der Linde, ZAF(#2)									theoretical besttime: 2:13.438								
1	1	12:55.367	11:20.308	198	51.909	193	43.150	209	3	4	1:44.533	39.748	204			209	217
2	1	2:13.772	40.576	200	49.774	196	43.422	208 217	3	1	2:22.686	40.514	199	55.512	197	46.660	58 217

11 Erhart, DEU(#1) / Kaffer, DEU(#2)									theoretical besttime: 2:10.271								
1	1	10:29.785	8:54.837	206	51.258	203	43.690	215	6	1	2:11.655	39.814	211	49.598	208	42.243	219 229
2	1	2:13.478	40.769	210	49.358	206	43.351	217 224	7	1	2:10.613	39.698	211	48.851	207	42.064	219 227
3	1	2:13.141	40.859	211	49.506	207	42.776	219 227	8	1	2:11.392	40.103	210	48.733	208	42.556	219 228
4	1	2:23.231	40.114	211	57.192	181	45.925	218 228	9	1	2:10.849	39.910	210	48.691	207	42.248	219 227
5	1	2:11.169	40.112	211	48.825	207	42.232	220 227	10	1	2:11.335	40.494	210	48.959	205	41.882	219 228

14 Johansson, SWE(#1) / Farfus, BRA(#2)									theoretical besttime: 2:07.343								
1	1	6:31.330	4:58.897	211	50.325	204	42.108	224	7	1	2:13.927	38.807	215	47.924	210	47.196	58 235
2	1	2:09.333	39.553	214	48.414	208	41.366	225 233	8	1	5:23.187	3:51.578	211	49.815	208	41.794	223
3	1	2:08.108	39.272	213	47.970	210	40.866	228 234	9	1	2:09.123	39.307	212	48.702	209	41.114	226 232
4	1	2:09.440	39.186	213	48.907	209	41.347	226 236	10	1	2:08.842	39.558	213	48.236	211	41.048	225 235
5	1	2:08.006	39.141	214	48.253	210	40.612	227 235	11	1	2:08.828	39.067	213	48.759	209	41.002	227 234
6	1	2:08.229	39.050	214	48.132	209	41.047	226 235									

18 Fittje, DEU(#1) / Jahn, DEU(#2)									theoretical besttime: 2:08.276								
1	1	5:54.510	4:23.494	212	49.200	208	41.816	218	6	1	2:16.322	41.723	211	51.005	205	43.594	216 222
2	1	2:08.877	38.862	211	48.760	208	41.255	219 226	7	1	2:10.685	40.004	212	49.255	206	41.426	220 225
3	1	2:08.850	39.219	211	48.159	206	41.472	221 227	8	1	2:18.904	39.641	211	51.352	155	47.911	221 228
4	1	2:12.003	39.179	211	49.946	206	42.878	58 230	9	1	2:10.442	39.325	212	49.344	205	41.773	58 230
5	1	7:08.149	5:30.421	149	54.043	167	43.685	213	10	1	3:00.060	1:28.993	211	49.808	209	41.259	222

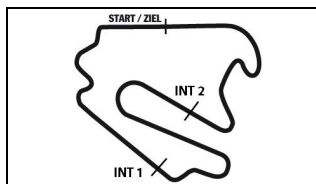
20 Wishofer, AUT(#1) / Bocolacci, FRA(#2)									theoretical besttime: 2:08.133								
1	1	10:47.372	9:09.211	207	54.740	199	43.421	219	5	1	2:08.631	39.453	209	48.578	206	40.600	222 229
2	1	2:25.340	39.684	211	59.892	140	45.764	59 228	6	1	2:26.390	39.117	210	1:05.136	206	42.137	220 230
3	1	6:13.066	4:41.860	208	49.825	202	41.381	221	7	1	2:09.833	39.811	209	49.223	205	40.799	223 228
4	1	2:09.806	40.215	211	48.650	205	40.941	221 229	8	1	2:08.826	39.667	210	48.416	207	40.743	222 231

ver: 1.0

www.adac.de/motorsport

Page 1/3 printed: 30.10.2020 11:04





ADAC GT Masters

Sector List Free Practice Trophy



Provisional

DMSB Reg. Nr.: R-12080/20

Friday, October 30, 2020 10:25:00

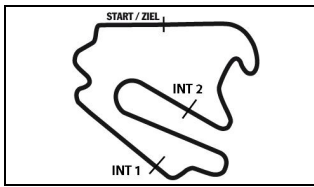
Lausitzring, Length: 4570m

Air temperature: 11.38°C

Track temperature: 9.9°C

Weather condition: Wet

Lap Id	Time	SE1	SP1	SE2	SP2	SE3	SP3	TSP	Lap Id	Time	SE1	SP1	SE2	SP2	SE3	SP3	TSP										
26 Feller, CHE(#1) / Mücke, DEU(#2)									theoretical besttime: 2:09.029																		
1	1	12:34.910	10:54.714	168	58.347	206	41.849	225	5	1	4:52.461	3:17.683	145	52.228	201	42.550	223										
2	1	2:10.373	39.081	211	50.083	198	41.209	224	233	6	1	2:13.689	41.088	209	49.976	203	42.625	222	232								
3	1	2:09.611	39.663	211	48.894	207	41.054	225	233	7	1	2:14.504	39.875	211	52.868	208	41.761	224	231								
4	1	2:09.762	39.251	212	49.038	204	41.473	59	233	8	1	2:12.162	41.273	211	49.151	201	41.738	225	233								
29 Schramm, DEU(#1) / Mies, DEU(#2)									theoretical besttime: 2:09.276																		
1	1	14:11.099	12:28.828	163	55.930	190	46.341	207	5	1	2:11.573	39.806	208	49.307	204	42.460	220	228									
2	1	2:20.978	42.165	182	53.971	191	44.842	213	204	6	1	2:12.331	39.597	208	49.509	202	43.225	222	227								
3	1	2:17.510	42.429	203	51.964	201	43.117	59	224	7	1	2:11.179	40.098	209	49.802	203	41.279	222	230								
4	1	3:19.354	1:44.191	191	51.204	204	43.959	219	8	1	2:09.537	38.931	211	49.066	205	41.540	221	232									
30 Goethe, DNK(#1) / Vervisch, BEL(#2)									theoretical besttime: 2:10.548																		
1	1	10:36.111	8:50.194	147	58.996	175	46.921	210	6	1	2:12.809	40.186	210	50.173	200	42.450	221	229									
2	1	2:23.619	45.008	197	53.023	184	45.588	218	207	7	1	2:12.201	40.050	209	50.120	203	42.031	222	229								
3	1	2:16.514	41.444	208	51.578	196	43.492	220	227	8	1	2:13.137	39.994	209	50.753	200	42.390	221	230								
4	1	2:20.775	46.412	209	51.754	199	42.609	220	229	9	1	2:11.633	39.689	209	50.002	205	41.942	222	230								
5	1	2:13.587	40.540	209	50.740	204	42.307	220	228	10	1	2:10.898	40.039	209	49.646	205	41.213	223	230								
32 Weerts, BEL(#1) / Vanthoor, BEL(#2)									theoretical besttime: 2:09.262																		
1	1	7:07.868	5:33.841	209	51.825	204	42.202	221	7	1	2:12.120	41.611	216	48.829	206	41.680	219	233									
2	1	2:15.102	40.264	210	50.886	200	43.952	221	231	8	1	2:10.549	39.897	211	49.212	199	41.440	222	236								
3	1	2:11.362	40.240	210	49.648	205	41.474	222	228	9	1	2:09.958	40.278	214	48.708	206	40.972	224	230								
4	1	2:14.012	40.909	211	51.813	207	41.290	223	229	10	1	2:10.378	39.964	212	49.469	208	40.945	219	231								
5	1	2:10.620	40.020	211	49.335	207	41.265	221	233	11	1	2:09.762	40.200	211	48.484	210	41.078	224	236								
6	1	2:09.812	40.282	209	48.554	205	40.976	223	230	12	1	2:09.707	39.968	211	48.858	211	40.881	223	236								
33 Salaquarda, CZE(#1) / Stippler, DEU(#2)									theoretical besttime: 2:08.232																		
1	1	7:13.548	5:32.979	191	55.549	195	45.020	216	6	1	2:09.199	39.277	210	48.647	209	41.275	223	232									
2	1	2:14.304	41.152	206	50.660	207	42.492	223	225	7	1	2:08.583	39.166	211	48.045	210	41.372	223	232								
3	1	2:17.240	39.991	209	50.511	206	46.738	58	231	8	1	2:18.933	38.912	211	54.154	164	45.867	58	232								
4	1	5:23.674	3:41.752	126	56.874	127	45.048	222	9	1	3:32.013	1:59.621	208	49.873	205	42.519	221	10	1	2:20.565	41.643	209	51.969	175	46.953	58	230
36 Dienst, DEU(#1) / Frommenwiler, CHE(#2)									theoretical besttime: 2:06.234																		
1	1	7:29.976	5:58.611	208	49.709	204	41.656	219	6	1	2:07.115	38.564	211	48.150	205	40.401	223	229									
2	1	2:08.524	39.200	210	48.316	203	41.008	221	226	7	1	2:06.599	38.736	211	47.495	206	40.368	222	230								
3	1	2:08.512	39.019	210	48.478	201	41.015	222	229	8	1	2:06.436	38.585	209	47.676	205	40.175	223	229								
4	1	2:07.862	38.905	209	48.440	208	40.517	222	230	9	1	2:15.046	38.653	211	50.824	151	45.569	59	229								
5	1	2:07.945	38.853	210	48.078	204	41.014	222	229																		
71 Paul, DEU(#1) / Langeveld, NLD(#2)									theoretical besttime: 2:06.851																		
1	1	3:55.626	2:24.263	209	49.516	203	41.847	218	8	1	2:09.409	39.902	212	47.933	208	41.574	224	227									
2	1	2:09.461	40.079	211	48.082	209	41.300	221	228	9	1	2:09.433	39.347	211	48.046	208	42.040	58	231								
3	1	2:18.918	39.430	212	57.932	207	41.556	221	230	10	1	3:22.350	1:52.873	210	48.399	206	41.078	223									
4	1	2:09.219	39.385	211	48.504	207	41.330	222	229	11	1	2:07.364	38.860	211	47.539	210	40.965	223	231								
5	1	2:08.557	38.911	211	48.286	208	41.360	224	231	12	1	2:12.622	38.800	211	47.587	209	46.235	222	231								
6	1	2:07.533	39.020	213	47.956	209	40.557	224	232	13	1	2:07.643	39.330	212	47.680	209	40.633	224	231								
7	1	2:07.061	38.755	213	47.698	208	40.608	225	232																		
72 Schöll, AUT(#1) / Pepper, ZAF(#2)									theoretical besttime: 2:07.641																		
1	1	9:15.669	7:41.457	203	51.952	202	42.260	222	7	1	2:08.483	39.096	210	48.461	205	40.926	224	232									
2	1	2:11.736	40.439	208	50.092	203	41.205	224	229	8	1	2:08.111	38.870	209	48.177	207	41.064	224	231								
3	1	2:11.114	39.983	209	49.584	200	41.547	221	231	9	1	2:09.992	39.022	210	48.851	201	42.119	222	232								
4	1	2:09.218	39.130	209	48.796	207	41.292	224	230	10	1	2:18.771	39.634	209	56.580	206	42.557	223	229								
5	1	2:10.394	38.814	210	49.312	207	42.268	224	231	11	1	2:13.682	40.155	209	48.849	206	44.678	59	231								
6	1	2:07.779	38.538	209	48.228	209	41.013	225	231																		



ADAC GT Masters

Sector List Free Practice Trophy



Provisional

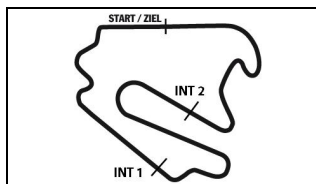
DMSB Reg. Nr.: R-12080/20

Friday, October 30, 2020 10:25:00

Lausitzring, Length: 4570m
 Air temperature: 11.38°C
 Track temperature: 9.9°C
 Weather condition: Wet

Lap Id	Time	SE1	SP1	SE2	SP2	SE3	SP3	TSP	Lap Id	Time	SE1	SP1	SE2	SP2	SE3	SP3	TSP		
82 Schothorst, NLD(#1) / Zimmermann, DEU(#2)									theoretical besttime: 2:13.396										
1	2	10:06.749	8:22.913	167	56.075	155	47.761	217	4	2	2:13.580	40.659	211	49.945	206	42.976	221	228	
2	2	2:21.314	43.718	203	53.662	196	43.934	219	199	5	2	2:23.007	41.764	181	50.753	205	50.490	55	205
3	2	2:14.384	40.519	210	50.933	194	42.932	219	229										





ADAC GT Masters

Top speed list Free Practice Trophy



Provisional

DMSB Reg. Nr.: R-12080/20

Friday, October 30, 2020 10:25:00

Lausitzring, Length: 4570m

Air temperature: 11.38°C

Track temperature: 9.9°C

Weather condition: Wet

#	Name (NAT)	Team	Car name	Speed	Lap	Race time
9	Aidan Read (AUS)	Schubert Motorsport (DEU)	BMW M6 GT3	236.69	6	22:41.947
32	Charles Weerts (BEL)	TEAM WRT (BEL)	Audi R8 LMS GT3	236.69	12	29:03.361
14	Erik Johansson (SWE)	MRS GT-Racing (DEU)	BMW M6 GT3	236.17	4	10:50.571
8	Dennis Marschall (DEU)	RUTRONIK-RACING (DEU)	Audi R8 LMS GT3	234.62	4	15:49.999
26	Ricardo Feller (CHE)	BWT Mücke Motorsport (DEU)	Audi R8 LMS GT3	233.60	4	16:56.718
71	Maximilian Paul (DEU)	T3-HRT-Motorsport (DEU)	Audi R8 LMS GT3	232.59	7	14:51.144
72	Constantin Schöll (AUT)	T3-HRT-Motorsport (DEU)	Bentley Continental GT3	232.59	7	20:07.736
33	Filip Salaquarda (CZE)	Team ISR (CZE)	Audi R8 LMS GT3	232.59	7	21:30.304
29	Kim-Luis Schramm (DEU)	Montaplast by Land Motorsport (DEU)	Audi R8 LMS GT3	232.09	8	28:45.872
20	Mick Wishofer (AUT)	Team Zakspeed BKK Mobil Oil Racing (DEU)	Mercedes-AMG GT3 EVO	231.09	8	28:22.279
36	Marvin Dienst (DEU)	DLV-Team Schuetz Motorsport (DEU)	Mercedes-AMG GT3	230.60	7	18:11.775
30	Benjamin Goethe (DNK)	TEAM WRT (BEL)	Audi R8 LMS GT3	230.60	10	28:42.232
18	Jannes Fittje (DEU)	KÜS TEAM75 Bernhard (DEU)	Porsche 911 GT3 R	230.10	4	10:14.089
4	Hendrik von Danwitz (DEU)	Aust Motorsport (DEU)	Audi R8 LMS GT3	230.10	10	28:00.238
3	Nikolaj Rogivue (CHE)	Aust Motorsport (DEU)	Audi R8 LMS GT3	229.61	6	26:33.918
82	Tim Zimmermann (DEU)	GRT GRASSER RACING TEAM (AUT)	Lamborghini Huracan GT3 EVO	229.12	3	12:29.923
11	Elia Erhart (DEU)	EFP Car Collection by TECE (DEU)	Audi R8 LMS GT3	229.12	6	19:32.665
10	Henric Skoog (SWE)	Schubert Motorsport (DEU)	BMW M6 GT3	217.97	2	12:57.319