

Provisional

Result List

Stewards / Race Management

STEWARD	Achim Loth
STEWARD	Yasin Özer
STEWARD	Dennis Broedel
RACE DIRECTOR	Niels Wittich
CLERK OF THE COURSE	Janko Garbsch
TECHNICAL DELEGATE	Erik Wilhelmi
CHIEF TIMEKEEPER	Steffen Ruhl

Weather Start/Finish

AIR	8.6°C
TRACK	7.6°C
CONDITIONS	Wet
PRESSURE	960 hPa
AIR	8.9°C
TRACK	7.8°C
CONDITIONS	Wet
PRESSURE	960 hPa

Track Information

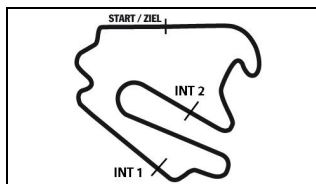
GREEN FLAG	8:00:01
CHEQUERED FLAG	8:30:01
SAFETY CAR PHASE	0
FULL COURSE YELLOW PHASE	0
TRACK NAME	Lausitzring
TRACK LENGTH	4570m
TURN COUNT	14
FASTEST LAP:	#4. BER - 2:10.408

STARTED: 13 CLASSIFIED: 13 NOT CLASSIFIED: 0 DISQUALIFIED: 0

Nr.	Drivers	Team	Lap	Best Time	Gap	Diff	Kph	Day Time
Cl.	Car	Competitor						
1	4 V.Bernier(FRA) ADAC Formel 4	(T) R-ACE GP(FRA) R-ACE GP	10	2:10.408			126.1	8:29:34
2	58 E.Seppänen(FIN) ADAC Formel 4	(T) US Racing(DEU) US Racing	10	2:11.054	0.646	0.646	125.5	8:30:07
3	6 K.Smal(RUS) R ADAC Formel 4	(T) R-ACE GP(FRA) R-ACE GP	10	2:11.258	0.850	0.204	125.3	8:28:48
4	77 T.Tramnitz(DEU) R ADAC Formel 4	(T) US Racing(DEU) US Racing	9	2:11.691	1.283	0.433	124.9	8:30:14
5	52 J.Crawford(USA) ADAC Formel 4	(T) Van Amersfoort Racing(NLD) Van Amersfoort Racing	9	2:12.680	2.272	0.989	123.9	8:26:44
6	95 V.Lomko(RUS) R ADAC Formel 4	US Racing(DEU) US Racing	9	2:12.686	2.278	0.006	123.9	8:30:38
7	29 J.Dürksen(DEU) ADAC Formel 4	(T) ADAC Berlin-Brandenburg e.V.(DEU) ADAC Berlin-Brandenburg e.V.	8	2:12.689	2.281	0.003	123.9	8:29:40
8	87 O.Bearman(GBR) R ADAC Formel 4	US Racing(DEU) US Racing	9	2:13.034	2.626	0.345	123.6	8:28:18
9	17 J.Edgar(GBR) ADAC Formel 4	(T) Van Amersfoort Racing(NLD) Van Amersfoort Racing	11	2:13.310	2.902	0.276	123.4	8:31:29
10	3 R.Meyuhas(ISR) ADAC Formel 4	R-ACE GP(FRA) R-ACE GP	11	2:14.249	3.841	0.939	122.5	8:31:21
11	7 J.Knopp(CZE) R ADAC Formel 4	(T) ADAC Berlin-Brandenburg e.V.(DEU) ADAC Berlin-Brandenburg e.V.	9	2:14.745	4.337	0.496	122.0	8:32:14
12	23 E.Zuniga(MEX) R ADAC Formel 4	ADAC Berlin-Brandenburg e.V.(DEU) ADAC Berlin-Brandenburg e.V.	11	2:16.873	6.465	2.128	120.1	8:32:10
13	18 C.Han(CHI) R ADAC Formel 4	Van Amersfoort Racing(NLD) Van Amersfoort Racing	3	2:39.250	28.842	22.377	103.3	8:08:53

Subject to final scrutineering!

Publication time:	Clerk of the Course: Janko Garbsch	Timekeeper: Steffen Ruhl
-------------------	------------------------------------	--------------------------



ADAC Formel 4

Sector List Free Practice 1



Provisional

DMSB Reg. Nr.: R-12080/20

Friday, October 30, 2020 8:00:00

Lausitzring, Length: 4570m
 Air temperature: 8.89°C
 Track temperature: 7.9°C
 Weather condition: Wet

Lap Id	Time	SE1	SP1	SE2	SP2	SE3	SP3	TSP	Lap Id	Time	SE1	SP1	SE2	SP2	SE3	SP3	TSP	
3 Meyuhas, ISR(#1)									theoretical besttime: 2:14.249									
1	0	2:32.929	48.770	151	58.195	151	45.964	171	7	0	2:17.275	41.704	189	51.733	184	43.838	200	205
2	0	2:22.011	44.510	157	53.714	173	43.787	197	8	0	2:16.410	41.033	190	52.373	181	43.004	200	206
3	0	2:21.197	43.902	185	53.223	183	44.072	197	9	0	2:14.632	40.754	190	51.012	185	42.866	201	206
4	0	2:19.724	42.925	186	53.176	182	43.623	200	10	0	2:14.917	40.877	191	51.157	186	42.883	200	207
5	0	2:29.647	42.388	187	52.514	158	54.745	52	11	0	2:14.249	40.724	190	50.770	188	42.755	201	206
6	0	7:57.921	6:21.530	187	52.465	185	43.926	198										

4 Bernier, FRA(#1)									theoretical besttime: 2:10.143									
1	0	2:27.678	44.654	135	56.875	153	46.149	165	7	0	3:04.159	40.655	192	1:39.122	140	44.382	201	207
2	0	2:19.109	43.718	151	52.497	168	42.894	198	8	0	2:12.094	40.753	192	49.432	188	41.909	203	207
3	0	2:14.136	41.803	190	50.057	189	42.276	201	9	0	2:12.272	40.130	193	48.896	188	43.246	203	208
4	0	2:13.724	41.576	192	50.072	187	42.076	201	10	0	2:10.408	40.080	192	48.911	191	41.417	203	208
5	0	2:29.902	41.683	190	50.747	157	57.472	55	11	0	2:12.277	40.271	191	48.646	191	43.360	203	209
6	0	8:09.795	6:37.257	189	50.236	188	42.302	201										

6 Smal, RUS(#1)									theoretical besttime: 2:10.758									
1	0	2:30.024	47.320	140	57.515	145	45.189	166	7	0	2:12.631	41.256	189	49.639	184	41.736	200	206
2	0	2:19.838	43.990	150	52.582	180	43.266	200	8	0	2:12.488	40.961	190	49.935	189	41.592	200	205
3	0	2:14.661	41.739	189	50.458	185	42.464	200	9	0	2:13.662	40.960	190	49.254	190	43.448	200	205
4	0	2:14.340	42.116	189	49.908	188	42.316	200	10	0	2:11.258	40.231	191	48.935	190	42.092	201	206
5	0	2:37.758	41.283	190	50.108	163	1:06.367	45	11	0	2:13.208	40.752	190	49.468	184	42.988	200	205
6	0	8:00.776	6:27.244	186	51.089	187	42.443	200										

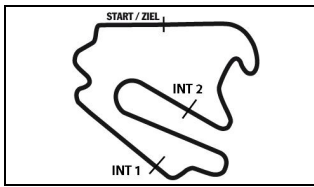
7 Knopp, CZE(#1)									theoretical besttime: 2:14.745									
1	0	3:03.285	1:00.900	109	1:11.424	138	50.961	51	6	0	2:17.360	41.826	190	51.882	186	43.652	198	205
2	0	6:10.884	4:28.941	185	56.616	184	45.327	198	7	0	2:19.552	44.321	191	51.784	186	43.447	200	205
3	0	2:49.442	44.104	186	55.335	106	1:10.003	55	8	0	2:16.471	41.646	191	51.860	187	42.965	200	207
4	0	8:41.704	6:54.600	185	53.984	178	53.120	196	9	0	2:14.745	41.213	191	50.987	186	42.545	202	207
5	0	2:19.549	42.488	189	53.143	182	43.918	198										

17 Edgar, GBR(#1)									theoretical besttime: 2:13.164									
1	0	2:36.090	51.675	155	58.171	152	46.244	163	7	0	2:17.644	41.585	192	51.476	187	44.583	204	208
2	0	2:23.294	43.842	190	55.034	186	44.418	201	8	0	2:16.828	42.040	193	50.967	191	43.821	204	209
3	0	2:19.331	42.298	191	53.115	183	43.918	198	9	0	2:13.910	41.235	194	50.277	185	42.398	205	211
4	0	2:17.855	42.369	191	52.141	185	43.345	203	10	0	2:15.271	41.031	195	49.969	186	44.271	203	211
5	0	3:10.826	42.160	193	1:19.451	60	1:09.215	50	11	0	2:13.310	41.140	193	49.735	191	42.435	204	209
6	0	7:23.959	5:42.452	154	55.353	151	46.154	202										

18 Han, CHI(#1)									theoretical besttime: 2:25.340									
1	0	3:27.438	1:20.486	136	1:09.729	142	57.223	155	3	0	2:39.250	57.178	172	55.595	183	46.477	198	187
2	0	2:45.365	51.848	156	1:02.704	162	50.813	190	4			43.268	188					204

23 Zuniga, MEX(#1)									theoretical besttime: 2:16.873									
1	0	2:48.864	56.842	118	1:02.631	135	49.391	169	7	0	2:23.290	43.086	188	52.494	185	47.710	197	179
2	0	2:28.161	45.956	155	55.166	182	47.039	193	8	0	2:19.680	42.047	189	52.374	186	45.259	198	204
3	0	2:30.260	44.001	187	53.767	180	52.492	138	9	0	2:19.371	42.632	190	52.110	185	44.629	200	204
4	0	2:24.401	44.372	188	53.906	180	46.123	193	10	0	2:21.135	44.862	189	51.894	186	44.379	199	207
5	0	2:48.274	43.931	142	1:03.994	128	1:00.349	54	11	0	2:16.873	41.817	190	51.467	185	43.589	199	206
6	0	7:29.200	5:45.510	149	57.219	144	46.471	182										

29 Dürksen, DEU(#1)									theoretical besttime: 2:12.689									
1	0	2:50.452	59.210	124	1:01.469	134	49.773	52	5	0	2:19.438	42.329	190	53.641	182	43.468	199	184
2	0	5:34.338	3:55.054	165	54.633	172	44.651	184	6	0	2:16.333	41.359	190	51.690	189	43.284	203	205
3	0	2:20.654	42.832	190	53.037	179	44.782	143	7	0	2:25.327	41.255	192	56.050	128	48.022	202	208
3	0	3:37.468	1:07.513	74	1:28.703	71	1:01.252	53	8	0	2:12.689	40.330	192	50.078	190	42.281	203	208
4	0	6:03.086	4:24.178	157	54.360	148	44.548	189	9	0	2:13.703	41.066	192	50.112	187	42.525	203	208



ADAC Formel 4

Sector List Free Practice 1



Provisional

Lausitzring, Length: 4570m
 Air temperature: 8.89°C
 Track temperature: 7.9°C
 Weather condition: Wet

DMSB Reg. Nr.: R-12080/20

Friday, October 30, 2020 8:00:00

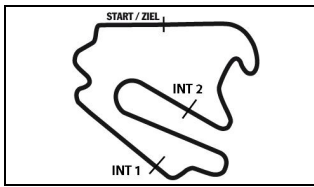
Lap	Id	Time	SE1	SP1	SE2	SP2	SE3	SP3	TSP	Lap	Id	Time	SE1	SP1	SE2	SP2	SE3	SP3	TSP
52	Crawford, USA(#1)									theoretical besttime: 2:12.426									
1	0	2:43.310	52.303	137	1:01.358	153	49.649	184		7	0	2:15.194	41.620	191	50.654	188	42.920	201	205
2	0	2:23.587	44.076	189	54.204	166	45.307	200	175	8	0	2:16.672	41.656	189	49.891	189	45.125	201	207
3	0	2:18.722	42.700	189	51.970	185	44.052	201	205	9	0	2:12.680	40.959	191	49.465	190	42.256	203	207
4	0	2:16.800	42.240	188	50.966	187	43.594	201	206	10	0	2:13.691	40.711	191	50.431	190	42.549	203	209
5	0	3:15.263	42.102	188	1:24.200	68	1:08.961	54	207	11	0	2:13.789	41.016	191	50.523	190	42.250	203	208
6	0	7:01.243	5:24.992	187	52.222	184	44.029	199											

58	Seppänen, FIN(#1)									theoretical besttime: 2:11.054									
1	0	3:15.372	1:27.820	174	54.644	184	52.908	53		6	0	7:20.366	5:46.469	189	51.474	188	42.423	201	
2	0	2:44.994	1:08.315	187	52.904	184	43.775	199		7	0	2:23.808	42.003	190	59.062	185	42.743	202	207
3	0	2:16.179	41.515	188	51.653	188	43.011	200	205	8	0	2:13.641	40.893	192	50.722	185	42.026	201	207
4	0	2:13.747	41.126	190	50.605	181	42.016	201	205	9	0	2:12.551	40.691	191	50.086	189	41.774	202	207
5	0	3:14.421	54.264	75	1:23.021	78	57.136	52	207	10	0	2:11.054	40.289	191	49.027	189	41.738	202	208

77	Tramnitz, DEU(#1)									theoretical besttime: 2:11.691									
1	0	3:19.948	1:32.316	181	53.202	180	54.430	52		5	0	6:52.389	5:18.228	189	51.762	184	42.399	201	
2	0	2:53.097	1:18.301	188	51.790	186	43.006	200		6	0	2:12.990	40.871	189	50.256	187	41.863	202	206
3	0	2:18.993	42.220	189	53.636	182	43.137	201	205	7	0	2:18.732	40.911	190	50.241	187	47.580	202	207
4	0	2:13.986	40.960	190	50.744	186	42.285	173	206	8	0	2:13.029	41.680	191	49.772	191	41.577	202	207
4	0	3:38.751	1:08.448	72	1:28.679	71	1:01.624	50	92	9	0	2:11.691	40.455	190	49.667	183	41.569	202	208

87	Bearman, GBR(#1)									theoretical besttime: 2:13.034									
1	0	3:27.509	1:38.574	167	55.566	171	53.369	45		6	0	6:39.084	5:04.765	189	51.341	189	42.978	201	
2	0	2:57.351	1:20.688	188	52.836	181	43.827	199		7	0	2:21.013	41.523	189	54.513	153	44.977	200	206
3	0	2:17.715	42.346	188	51.878	183	43.491	200	202	8	0	2:15.028	41.092	190	51.441	182	42.495	200	206
4	0	2:18.967	41.357	189	50.975	188	46.635	83	205	9	0	2:13.034	40.520	190	50.099	189	42.415	200	205
5	0	3:47.427	1:07.956	70	1:35.809	66	1:03.662	55	66	10	0	2:23.141	40.581	190	58.885	188	43.675	55	206

95	Lomko, RUS(#1)									theoretical besttime: 2:12.406									
1	0	3:33.208	1:45.365	143	57.792	147	50.051	54		6	0	2:16.265	41.850	190	51.621	188	42.794	203	206
2	0	3:06.707	1:27.406	176	54.912	177	44.389	196		7	0	2:13.932	40.741	192	50.572	189	42.619	203	208
3	0	2:19.420	42.625	190	52.744	188	44.051	198	203	8	0	2:12.899	40.695	192	50.409	190	41.795	204	208
4	0	2:28.638	42.215	191	51.828	185	54.595	54	205	9	0	2:12.686	40.811	191	49.916	190	41.959	204	209
5	0	10:13.658	8:37.669	188	52.648	180	43.341	200											



ADAC Formel 4

Top speed list Free Practice 1



Provisional

DMSB Reg. Nr.: R-12080/20

Friday, October 30, 2020 8:00:00

Lausitzring, Length: 4570m

Air temperature: 8.89°C

Track temperature: 7.9°C

Weather condition: Wet

#	Name (NAT)	Team	Car name	Speed	Lap	Race time
17	Jonny Edgar (GBR)	Van Amersfoort Racing (NLD)	ADAC Formel 4	211.53	10	27:01.743
4	Victor Bernier (FRA)	R-ACE GP (FRA)	ADAC Formel 4	209.88	11	29:35.299
95	Vladislav Lomko (RUS)	US Racing (DEU)	ADAC Formel 4	209.47	9	28:26.750
52	Jak Crawford (USA)	Van Amersfoort Racing (NLD)	ADAC Formel 4	209.06	10	26:45.501
29	Joshua Dürksen (DEU)	ADAC Berlin-Brandenburg e.V. (DEU)	ADAC Formel 4	208.66	7	25:03.800
58	Elias Seppänen (FIN)	US Racing (DEU)	ADAC Formel 4	208.25	10	27:57.115
77	Tim Tramnitz (DEU)	US Racing (DEU)	ADAC Formel 4	208.25	9	28:03.950
3	Roeë Meyuhas (ISR)	R-ACE GP (FRA)	ADAC Formel 4	207.45	10	26:53.792
6	Kirill Smal (RUS)	R-ACE GP (FRA)	ADAC Formel 4	207.05	5	9:20.914
23	Erick Zuniga (MEX)	ADAC Berlin-Brandenburg e.V. (DEU)	ADAC Formel 4	207.05	10	27:33.550
7	Josef Knopp (CZE)	ADAC Berlin-Brandenburg e.V. (DEU)	ADAC Formel 4	207.05	8	27:43.830
87	Oliver Bearman (GBR)	US Racing (DEU)	ADAC Formel 4	206.65	7	21:30.103
18	Genyu Han (CHI)	Van Amersfoort Racing (NLD)	ADAC Formel 4	204.68	4	8:54.129