

## Race 3 Red Bull Ring



Reg. Nr.: AMF CR 18/2020

### Provisional

### Result List

#### Stewards / Race Management

STEWARD	Achim Loth
STEWARD	Yasin Özer
STEWARD	Karl-Heinz Stegner
RACE DIRECTOR	Niels Wittich
CLERK OF THE COURSE	Andy Meklau
TECHNICAL DELEGATE	Erik Wilhelmi
CHIEF TIMEKEEPER	Daniel Schulze

#### Weather Start/Finish

AIR	10.0°C
TRACK	11.3°C
CONDITIONS	Dry
PRESSURE	940 hPa
AIR	11.0°C
TRACK	11.9°C
CONDITIONS	Dry
PRESSURE	940 hPa

#### Track Information

GREEN FLAG	16:05:11
CHEQUERED FLAG	16:36:07
SAFETY CAR PHASE	0
FULL COURSE YELLOW PHASE	0
TRACK NAME	Red Bull Ring
TRACK LENGTH	4318m
TURN COUNT	10
TOTAL DISTANCE	86.36km
FASTEST LAP:	#4. BER - 1:31.821

STARTED: 12 CLASSIFIED: 12 NOT CLASSIFIED: 0 DISQUALIFIED: 0

Nr.	Drivers	Team	Laps	Total Time	Gap	Kph	Lap	Time	Kph
Cl.	Car	Competitor							
1	52 J.Crawford(USA) ADAC Formel 4	(T) Van Amersfoort Racing(NLD) Van Amersfoort Racing	20	30:57.115		168.0	14	1:32.063	168.8
2	58 E.Seppänen(FIN) ADAC Formel 4	(T) US Racing(DEU) US Racing	20	31:01.667	4.552	167.4	12	1:32.406	168.2
3	4 V.Bernier(FRA) ADAC Formel 4	(T) R-ACE GP(FRA) R-ACE GP	20	31:02.122	5.007	167.5	15	1:31.821	169.2
4	95 V.Lomko(RUS) R ADAC Formel 4	US Racing(DEU) US Racing	20	31:04.705	7.590	167.1	14	1:32.369	168.2
5	77 T.Tramnitz(DEU) R ADAC Formel 4	US Racing(DEU) US Racing	20	31:05.019	7.904	167.3	17	1:32.083	168.8
6	6 K.Smal(RUS) R ADAC Formel 4	(T) R-ACE GP(FRA) R-ACE GP	20	31:11.319	14.204	166.6	10	1:32.616	167.8
7	17 J.Edgar(GBR) ADAC Formel 4	(T) Van Amersfoort Racing(NLD) Van Amersfoort Racing	20	31:12.225	15.110	166.6	19	1:32.666	167.7
8	87 O.Bearman(GBR) R ADAC Formel 4	(T) US Racing(DEU) US Racing	20	31:12.655	15.540	166.6	16	1:32.496	168.0
9	7 J.Knopp(CZE) R ADAC Formel 4	(T) ADAC Berlin-Brandenburg e.V.(DEU) ADAC Berlin-Brandenburg e.V.	20	31:13.533	16.418	166.6	18	1:32.586	167.8
10	23 E.Zuniga(MEX) R ADAC Formel 4	ADAC Berlin-Brandenburg e.V.(DEU) ADAC Berlin-Brandenburg e.V.	20	31:17.571	20.456	166.0	7	1:32.876	167.3
11	3 R.Meyuhas(ISR) ADAC Formel 4	R-ACE GP(FRA) R-ACE GP	20	31:18.606	21.491	166.1	20	1:32.967	167.2
12	29 J.Dürksen(DEU) ADAC Formel 4	(T) ADAC Berlin-Brandenburg e.V.(DEU) ADAC Berlin-Brandenburg e.V.	20	31:28.365	31.250	165.1	20	1:32.047	168.8

Fastest lap of the race. Car 4 driver Victor Bernier on lap 15. Time 1:31.821, average speed 169.2 km/h.

T = nominated for Team Classification

Subject to final scrutineering!		
Publication time:	Clerk of the Course: Andy Meklau	Timekeeper: Daniel Schulze

## Race 3 Red Bull Ring



Reg. Nr.: AMF CR 18/2020

### Provisional

### Class Result List

#### Stewards / Race Management

STEWARD	Achim Loth
STEWARD	Yasin Özer
STEWARD	Karl-Heinz Stegner
RACE DIRECTOR	Niels Wittich
CLERK OF THE COURSE	Andy Meklau
TECHNICAL DELEGATE	Erik Wilhelmi
CHIEF TIMEKEEPER	Daniel Schulze

#### Weather Start/Finish

AIR	10.0°C
TRACK	11.3°C
CONDITIONS	Dry
PRESSURE	940 hPa
AIR	11.0°C
TRACK	11.9°C
CONDITIONS	Dry
PRESSURE	940 hPa

#### Track Information

GREEN FLAG	16:05:11
CHEQUERED FLAG	16:36:07
SAFETY CAR PHASE	0
FULL COURSE YELLOW PHASE	0
TRACK NAME	Red Bull Ring
TRACK LENGTH	4318m
TURN COUNT	10
TOTAL DISTANCE	86.36km
FASTEST LAP:	#4. BER - 1:31.821

STARTED: 12 CLASSIFIED: 12 NOT CLASSIFIED: 0 DISQUALIFIED: 0

Nr.	Drivers	Team	Laps	Total Time	Gap	Kph	Lap	Time	Kph
	Car	Competitor							

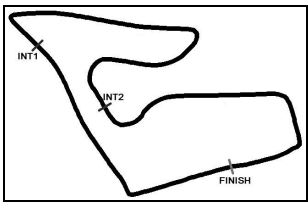
#### CLASS: Rookie

Started: 6	Classified: 6	Not Classified: 0							
1	95 V.Lomko(RUS) ADAC Formel 4	US Racing(DEU) US Racing	20	31:04.705		167.1	14	1:32.369	168.2
2	77 T.Tramnitz(DEU) ADAC Formel 4	US Racing(DEU) US Racing	20	31:05.019	0.314	167.3	17	1:32.083	168.8
3	6 K.Smal(RUS) ADAC Formel 4	R-ACE GP(FRA) R-ACE GP	20	31:11.319	6.614	166.6	10	1:32.616	167.8
4	87 O.Bearman(GBR) ADAC Formel 4	US Racing(DEU) US Racing	20	31:12.655	7.950	166.6	16	1:32.496	168.0
5	7 J.Knopp(CZE) ADAC Formel 4	ADAC Berlin-Brandenburg e.V.(DEU) ADAC Berlin-Brandenburg e.V.	20	31:13.533	8.828	166.6	18	1:32.586	167.8
6	23 E.Zuniga(MEX) ADAC Formel 4	ADAC Berlin-Brandenburg e.V.(DEU) ADAC Berlin-Brandenburg e.V.	20	31:17.571	12.866	166.0	7	1:32.876	167.3

Fastest lap of the class. Car 77 driver Tim Tramnitz on lap 17. Time 1:32.083, average speed 168.8 km/h.

T = nominated for Team Classification

Subject to final scrutineering!		
Publication time:	Clerk of the Course: Andy Meklau	Timekeeper: Daniel Schulze



# ADAC Formel 4

## Sector List Race 3

Provisional

Reg. Nr.: AMF CR 18/2020

Sunday, October 18, 2020 16:05:00



Red Bull Ring, Length: 4318m

Air temperature: 11°C

Track temperature: 12.6°C

Weather condition: Dry

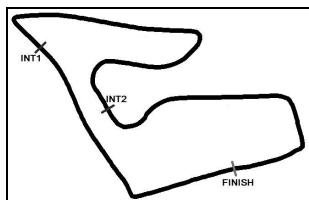
Lap Id	Time	SE1	SP1	SE2	SP2	SE3	SP3	TSP	Lap Id	Time	SE1	SP1	SE2	SP2	SE3	SP3	TSP
<b>3</b>		<b>Meyuhus, ISR(#1)</b>		<b>theoretical besttime: 1:32.840</b>													
1	0	1:41.115	29.376	214	42.522	167	29.217	194	11	0	1:33.739	24.146	215	41.255	167	28.338	195
2	0	1:35.422	24.715	214	41.596	159	29.111	193	12	0	1:33.280	24.352	211	40.834	171	28.094	193
3	0	1:35.175	24.982	215	41.647	167	28.546	194	13	0	1:33.126	24.259	211	40.893	172	27.974	194
4	0	1:33.549	24.336	211	41.108	169	28.105	194	14	0	1:33.540	24.194	211	41.171	173	28.175	194
5	0	1:33.310	<b>24.143</b>	214	40.826	167	28.341	194	15	0	1:33.202	24.178	211	40.974	173	28.050	194
6	0	1:33.343	24.276	212	40.917	165	28.150	193	16	0	1:33.245	24.302	211	40.970	174	27.973	194
7	0	1:33.282	24.145	213	41.181	170	<b>27.956</b>	194	17	0	1:33.182	24.264	211	40.860	173	28.058	193
8	0	1:33.172	24.164	211	40.948	169	28.060	193	18	0	1:33.215	24.241	210	40.900	174	28.074	194
9	0	1:33.464	24.212	212	40.933	168	28.319	193	19	0	1:33.169	24.356	211	40.842	173	27.971	194
10	0	1:34.109	24.231	212	40.868	171	29.010	194	20	<b>0</b>	<b>1:32.967</b>	24.175	211	<b>40.741</b>	<b>175</b>	28.051	195

<b>4</b>		<b>Bernier, FRA(#1)</b>		<b>theoretical besttime: 1:31.678</b>													
1	0	1:39.683	28.236	211	42.493	162	28.954	194	11	0	1:32.318	<b>23.804</b>	<b>214</b>	40.658	168	27.856	197
2	0	1:34.027	24.062	215	41.608	160	28.357	198	12	0	1:32.722	24.421	209	40.597	167	27.704	195
3	0	1:34.402	24.464	212	41.758	164	28.180	196	13	0	1:32.337	23.956	211	40.531	171	27.850	192
4	0	1:33.686	24.053	214	41.222	162	28.411	196	14	0	1:31.991	23.950	211	40.396	171	27.645	196
5	0	1:33.719	23.883	215	41.739	159	28.097	197	15	<b>0</b>	<b>1:31.821</b>	23.815	213	<b>40.243</b>	<b>172</b>	27.763	197
6	0	1:33.019	23.944	<b>216</b>	41.174	165	27.901	<b>198</b>	16	0	1:32.128	23.837	213	40.403	169	27.888	195
7	0	1:32.619	23.982	213	40.828	167	27.809	197	17	0	1:32.405	23.857	214	40.456	163	28.092	195
8	0	1:32.693	23.824	216	41.016	163	27.853	195	18	0	1:32.525	23.816	216	40.910	169	27.799	197
9	0	1:32.154	23.960	211	40.563	168	<b>27.631</b>	197	19	0	1:32.448	23.880	215	40.652	167	27.916	197
10	0	1:31.998	23.862	212	40.363	170	27.773	197	20	0	1:33.427	23.901	213	41.335	170	28.191	197

<b>6</b>		<b>Smal, RUS(#1)</b>		<b>theoretical besttime: 1:32.340</b>													
1	0	1:39.150	28.075	208	42.491	165	28.584	195	11	0	1:33.628	24.094	209	41.481	170	28.053	194
2	0	1:35.378	24.430	211	41.938	156	29.010	188	12	0	1:33.659	24.232	208	41.562	167	27.865	195
3	0	1:34.933	24.979	208	41.662	167	28.292	194	13	0	1:33.022	23.978	212	41.083	170	27.961	193
4	0	1:33.089	24.031	213	41.078	169	27.980	194	14	0	1:33.361	24.237	205	41.186	170	27.938	193
5	0	1:33.442	24.067	212	41.008	166	28.367	192	15	0	1:32.768	24.112	209	40.880	172	27.776	194
6	0	1:32.941	24.102	211	41.010	168	27.829	<b>196</b>	16	0	1:32.678	24.083	209	<b>40.751</b>	<b>173</b>	27.844	193
7	0	1:33.243	<b>23.925</b>	211	41.371	168	27.947	195	17	0	1:32.727	24.117	209	40.934	170	27.676	193
8	0	1:33.143	23.938	<b>214</b>	41.247	167	27.958	194	18	0	1:32.746	24.087	209	40.936	171	27.723	193
9	0	1:33.274	24.184	207	41.368	171	27.722	194	19	0	1:32.693	24.165	208	40.788	171	27.740	194
10	<b>0</b>	<b>1:32.616</b>	24.101	209	40.851	<b>173</b>	<b>27.664</b>	194	20	0	1:32.828	24.116	208	40.808	171	27.904	191

<b>7</b>		<b>Knopp, CZE(#1)</b>		<b>theoretical besttime: 1:32.453</b>													
1	0	1:40.853	29.515	210	42.431	163	28.907	196	11	0	1:32.871	23.912	215	40.981	162	27.978	197
2	0	1:35.775	24.721	215	41.833	164	29.221	193	12	0	1:32.858	23.872	217	40.775	161	28.211	196
3	0	1:34.477	24.777	211	41.531	162	28.169	194	13	0	1:33.015	24.015	217	40.877	166	28.123	195
4	0	1:33.448	24.163	213	41.116	165	28.169	194	14	0	1:33.088	23.828	217	41.089	164	28.171	199
5	0	1:33.513	24.176	213	40.989	159	28.348	194	15	0	1:33.564	24.104	216	41.455	164	28.005	196
6	0	1:32.990	24.062	214	40.936	162	27.992	196	16	0	1:32.689	23.814	217	40.855	166	28.020	196
7	0	1:33.257	24.040	213	41.036	160	28.181	197	17	0	1:32.985	23.914	215	41.081	163	27.990	195
8	0	1:33.572	24.044	214	41.393	163	28.135	196	18	<b>0</b>	<b>1:32.586</b>	23.900	214	<b>40.736</b>	<b>165</b>	<b>27.950</b>	<b>196</b>
9	0	1:33.388	23.913	217	41.106	158	28.369	196	19	0	1:32.949	23.972	214	41.018	165	27.959	196
10	0	1:32.882	<b>23.767</b>	<b>218</b>	41.003	160	28.112	196	20	0	1:32.773	23.923	214	40.826	166	28.024	195

<b>17</b>		<b>Edgar, GBR(#1)</b>		<b>theoretical besttime: 1:32.620</b>													
1	0	1:40.439	28.443	<b>216</b>	42.375	160	29.621	191	11	0	1:32.830	24.041	212	40.832	166	27.957	195
2	0	1:34.341	24.483	215	41.325	164	28.533	195	12	0	1:32.989	24.034	211	40.917	164	28.038	195
3	0	1:34.196	24.787	211	41.261	164	28.148	194	13	0	1:32.789	23.975	213	40.879	164	<b>27.935</b>	<b>196</b>
4	0	1:33.117	24.075	213	40.870	163	28.172	<b>196</b>	14	0	1:33.556	23.987	213	41.540	167	28.029	195
5	0	1:33.220	23.965	215	41.202	164	28.053	195	15	0	1:32.876	23.964	212	40.930	166	27.982	196
6	0	1:33.058	24.067	211	41.010	166	27.981	195	16	0	1:32.815	23.988	213	40.867	169	27.960	195
7	0	1:33.526	24.325	216	41.199	165	28.002	195	17	0	1:32.889	23.963	212	40.966	166	27.960	196
8	0	1:34.361	24.015	211	41.626	160	28.720	195	18	0	1:32.761	23.945	212	40.851	167	27.965	195
9	0	1:33.891	24.421	211	41.296	163	28.174	194	19	<b>0</b>	<b>1:32.666</b>	<b>23.932</b>	<b>211</b>	<b>40.753</b>	<b>169</b>	27.981	195
10	0	1:33.099	24.103	212	41.051	164	27.945	195	20	0	1:32.806	23.932	211	40.842	166	28.032	194



# ADAC Formel 4

## Sector List Race 3

Provisional



Reg. Nr.: AMF CR 18/2020

Sunday, October 18, 2020 16:05:00

Red Bull Ring, Length: 4318m

Air temperature: 11°C

Track temperature: 12.6°C

Weather condition: Dry

Lap Id	Time	SE1	SP1	SE2	SP2	SE3	SP3	TSP	Lap Id	Time	SE1	SP1	SE2	SP2	SE3	SP3	TSP
<b>23</b>	Zuniga, MEX(#1)	<b>theoretical besttime: 1:32.608</b>															
1	0	1:39.004	28.016	208	42.546	163	28.442	192	11	0	1:33.069	24.172	212	40.895	160	28.002	194
2	0	1:34.597	24.548	209	41.674	161	28.375	192	12	0	1:33.102	24.147	213	40.917	159	28.038	194
3	0	1:33.938	24.598	209	41.256	158	28.084	194	13	0	1:32.922	24.086	212	40.780	159	28.056	195
4	0	1:34.038	24.262	210	41.571	<b>164</b>	28.205	194	14	0	1:33.110	24.173	212	40.930	157	28.007	195
5	0	1:33.240	24.124	211	41.169	164	27.947	196	15	0	1:33.358	24.129	213	40.938	159	28.291	194
6	0	1:32.897	24.181	211	<b>40.764</b>	157	27.952	196	16	0	1:33.256	24.036	213	41.057	158	28.163	194
7	<b>0</b>	<b>1:32.876</b>	24.018	212	40.980	159	<b>27.878</b>	195	17	0	1:33.407	24.320	211	41.025	157	28.062	195
8	0	1:36.492	24.149	211	44.055	164	28.288	194	18	0	1:33.215	24.174	212	40.923	159	28.118	194
9	0	1:35.488	24.120	215	43.280	158	28.088	<b>196</b>	19	0	1:33.094	24.106	211	40.933	156	28.055	195
10	0	1:33.169	<b>23.966</b>	<b>215</b>	40.772	159	28.431	194	20	0	1:33.299	24.150	211	41.043	158	28.106	194

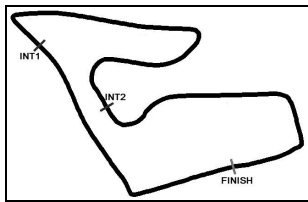
<b>29</b>	Dürksen, DEU(#1)	<b>theoretical besttime: 1:32.014</b>															
1	0	1:40.415	28.384	209	42.789	158	29.242	189	11	0	1:33.041	<b>23.855</b>	<b>215</b>	41.107	161	28.079	194
2	0	1:34.461	24.262	215	41.191	159	29.008	196	12	0	1:32.821	23.876	216	41.180	164	27.765	197
3	0	1:35.146	24.724	206	42.091	161	28.331	196	13	0	1:36.994	23.944	213	40.881	165	32.169	
4	0	1:33.222	23.879	<b>217</b>	41.243	162	28.100	<b>198</b>	14	0	1:49.215	40.423	210	40.941	164	27.851	196
5	0	1:34.452	24.381	214	41.754	159	28.317	193	15	0	1:32.660	24.019	212	40.947	165	27.694	197
6	0	1:32.519	23.902	215	40.742	162	27.875	196	16	0	1:32.579	24.043	212	40.774	166	27.762	197
7	0	1:33.250	23.984	213	41.419	164	27.847	197	17	0	1:32.448	23.984	211	40.735	166	27.729	196
8	0	1:32.945	23.883	214	40.802	166	28.260	197	18	0	1:32.298	24.001	212	40.638	163	27.659	197
9	0	1:32.985	24.212	213	41.007	164	27.766	197	19	0	1:32.093	23.893	212	<b>40.556</b>	<b>168</b>	27.644	196
10	0	1:32.774	23.913	216	41.057	165	27.804	197	20	<b>0</b>	<b>1:32.047</b>	23.862	213	40.582	165	<b>27.603</b>	<b>197</b>

<b>52</b>	Crawford, USA(#1)	<b>theoretical besttime: 1:31.966</b>															
1	0	1:39.936	28.607	210	42.319	160	29.010	196	11	0	1:32.262	23.908	211	40.651	173	27.703	196
2	0	1:34.577	24.085	215	41.540	162	28.952	193	12	0	1:32.330	24.022	211	40.654	172	27.654	196
3	0	1:33.255	24.066	215	41.036	162	28.153	197	13	0	1:32.177	23.979	211	40.631	172	27.567	196
4	0	1:33.257	23.995	214	41.463	165	27.799	196	14	<b>0</b>	<b>1:32.063</b>	23.963	211	<b>40.555</b>	<b>171</b>	<b>27.545</b>	<b>197</b>
5	0	1:32.416	23.979	212	40.700	171	27.737	197	15	0	1:32.303	23.990	211	40.630	171	27.683	197
6	0	1:32.374	23.921	213	40.693	171	27.760	196	16	0	1:32.173	23.907	211	40.569	171	27.697	196
7	0	1:32.360	23.881	214	40.682	170	27.797	<b>197</b>	17	0	1:32.169	23.951	211	40.577	170	27.641	197
8	0	1:32.495	23.880	<b>216</b>	40.999	170	27.616	197	18	0	1:32.146	23.888	211	40.562	172	27.696	197
9	0	1:32.155	<b>23.866</b>	214	40.665	170	27.624	197	19	0	1:32.219	23.918	211	40.657	171	27.644	197
10	0	1:32.375	23.890	215	40.741	171	27.744	196	20	0	1:32.073	23.889	211	40.594	170	27.590	197

<b>58</b>	Seppänen, FIN(#1)	<b>theoretical besttime: 1:32.278</b>															
1	0	1:38.135	28.263	<b>214</b>	41.788	166	28.084	193	11	0	1:32.498	23.902	213	40.844	169	<b>27.752</b>	<b>194</b>
2	0	1:33.249	24.122	211	41.023	170	28.104	193	12	<b>0</b>	<b>1:32.406</b>	<b>23.880</b>	<b>213</b>	40.692	169	27.834	194
3	0	1:33.359	24.121	213	41.161	166	28.077	193	13	0	1:32.656	23.908	213	40.912	168	27.836	194
4	0	1:33.324	24.197	209	41.226	168	27.901	193	14	0	1:32.534	23.957	211	40.708	169	27.869	194
5	0	1:33.041	24.113	209	41.095	170	27.833	193	15	0	1:32.435	23.942	211	40.732	170	27.761	195
6	0	1:32.835	24.136	209	40.928	170	27.771	194	16	0	1:32.475	23.895	211	40.801	168	27.779	195
7	0	1:32.820	24.065	209	40.953	<b>172</b>	27.802	194	17	0	1:32.577	23.912	211	40.715	168	27.950	194
8	0	1:32.756	24.115	209	40.844	169	27.797	193	18	0	1:32.542	23.945	211	40.708	168	27.889	194
9	0	1:32.906	24.090	209	41.015	168	27.801	193	19	0	1:32.479	23.965	211	<b>40.646</b>	<b>171</b>	27.868	194
10	0	1:33.346	24.100	209	41.396	168	27.850	194	20	0	1:33.294	24.080	209	41.295	167	27.919	193

<b>77</b>	Tramnitz, DEU(#1)	<b>theoretical besttime: 1:31.954</b>															
1	0	1:40.494	28.715	216	42.652	154	29.127	194	11	0	1:32.536	23.779	215	40.974	169	27.783	195
2	0	1:34.660	24.671	209	41.499	166	28.490	196	12	0	1:32.461	23.927	212	40.693	169	27.841	196
3	0	1:35.083	24.563	215	41.938	163	28.582	196	13	0	1:32.290	23.932	211	40.615	168	27.743	196
4	0	1:33.245	23.899	216	41.377	166	27.969	<b>198</b>	14	0	1:32.256	23.879	212	40.713	167	27.664	195
5	0	1:33.397	23.942	214	41.616	164	27.839	197	15	0	1:32.294	23.937	211	40.610	170	27.747	196
6	0	1:32.856	23.836	214	41.172	166	27.848	196	16	0	1:32.160	23.841	212	40.622	169	27.697	195
7	0	1:33.010	24.400	211	40.900	168	27.710	196	17	<b>0</b>	<b>1:32.083</b>	23.888	212	<b>40.539</b>	<b>168</b>	<b>27.656</b>	<b>195</b>
8	0	1:33.029	<b>23.759</b>	<b>217</b>	41.276	164	27.994	197	18	0	1:32.286	23.853	212	40.646	168	27.787	196
9	0	1:33.244	23.805	209	41.582	169	27.857	196	19	0	1:32.339	23.820	213	40.741	166	27.778	196
10	0	1:32.639	23.873	216	40.952	<b>170</b>	27.814	196	20	0	1:32.657	23.850	214	40.969	167	27.838	197





# ADAC Formel 4

## Sector List Race 3

Provisional



Red Bull Ring, Length: 4318m

Air temperature: 11°C

Track temperature: 12.6°C

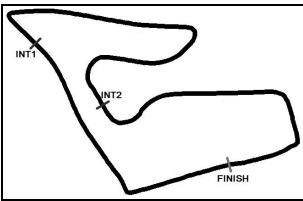
Weather condition: Dry

Reg. Nr.: AMF CR 18/2020

Sunday, October 18, 2020 16:05:00

Lap Id	Time	SE1	SP1	SE2	SP2	SE3	SP3	TSP	Lap Id	Time	SE1	SP1	SE2	SP2	SE3	SP3	TSP
<b>87 Bearman, GBR(#1)</b>									<b>theoretical besttime: 1:32.433</b>								
1	0	1:40.657	29.245	214	42.435	160	28.977	194	11	0	1:32.793	24.143	209	40.734	166	27.916	194
2	0	1:34.651	24.727	184	41.730	161	28.194	<b>197</b>	12	0	1:33.007	23.978	213	40.770	165	28.259	194
3	0	1:34.440	24.363	209	41.670	162	28.407	195	13	0	1:32.837	23.980	213	<b>40.696</b>	<b>168</b>	28.161	195
4	0	1:33.348	24.145	211	40.852	166	28.351	194	14	0	1:33.337	23.956	211	41.095	159	28.286	195
5	0	1:33.515	24.405	210	41.211	167	27.899	194	15	0	1:33.312	24.320	209	41.058	167	27.934	195
6	0	1:32.941	24.142	212	40.847	166	27.952	193	16	<b>0</b>	<b>1:32.496</b>	23.934	213	40.721	165	<b>27.841</b>	<b>196</b>
7	0	1:34.533	24.765	209	41.431	163	28.337	194	17	0	1:32.736	23.954	213	40.782	165	28.000	195
8	0	1:33.438	24.176	210	41.122	166	28.140	194	18	0	1:32.759	23.942	214	40.837	164	27.980	196
9	0	1:33.301	24.076	<b>214</b>	41.072	164	28.153	194	19	0	1:32.654	<b>23.896</b>	<b>214</b>	40.855	165	27.903	195
10	0	1:33.048	23.993	213	40.894	165	28.161	195	20	0	1:32.852	23.899	214	40.850	167	28.103	194

Lap Id	Time	SE1	SP1	SE2	SP2	SE3	SP3	TSP	Lap Id	Time	SE1	SP1	SE2	SP2	SE3	SP3	TSP
<b>95 Lomko, RUS(#1)</b>									<b>theoretical besttime: 1:32.211</b>								
1	0	1:37.279	27.506	207	41.549	164	28.224	192	11	0	1:32.813	23.950	211	40.935	168	27.928	193
2	0	1:33.735	24.394	208	41.160	166	28.181	192	12	0	1:33.791	24.659	208	41.238	163	27.894	195
3	0	1:34.248	24.320	209	41.695	158	28.233	194	13	0	1:32.577	23.966	212	40.831	167	27.780	195
4	0	1:33.510	24.136	212	41.320	166	28.054	193	14	<b>0</b>	<b>1:32.369</b>	<b>23.856</b>	<b>212</b>	<b>40.690</b>	<b>169</b>	27.823	195
5	0	1:33.255	24.061	211	41.109	165	28.085	194	15	0	1:32.478	23.934	211	40.695	169	27.849	194
6	0	1:32.978	23.996	211	41.007	167	27.975	193	16	0	1:32.632	23.979	211	40.775	168	27.878	194
7	0	1:32.849	24.045	211	40.840	166	27.964	194	17	0	1:32.624	23.987	210	40.866	170	27.771	195
8	0	1:33.812	24.040	211	41.768	166	28.004	194	18	0	1:32.483	23.957	211	40.861	168	<b>27.665</b>	<b>194</b>
9	0	1:32.819	23.955	212	40.939	168	27.925	<b>195</b>	19	0	1:32.685	24.008	210	40.915	169	27.762	193
10	0	1:32.817	23.938	211	40.879	<b>170</b>	28.000	193	20	0	1:32.951	24.080	210	40.868	166	28.003	194



# ADAC Formel 4

## Lap Chart Race 3

Provisional



Red Bull Ring, Length: 4318 m

Sunday, October 18, 2020 16:05:00

LapCha	1	2	3	4	5	6	7	8	9	10	11	12	13	14	15	16	17	18	19	20	21	22	23	24	25	26	27	28	29	30	31	32	33	34	35	36	37	38	39	40	41	42	43	44	45										
LAP 1	95	58	23	6	4	52	29	17	77	87	7	3																																											
LAP 2	95	58	23	4	52	6	17	29	77	87	3	7																																											
LAP 3	58	95	23	52	4	17	6	87	29	77	7	3																																											
LAP 4	58	95	52	23	4	17	6	87	29	77	7	3																																											
LAP 5	58	95	52	23	17	4	6	87	77	29	7	3																																											
LAP 6	58	95	52	23	17	4	6	87	77	29	7	3																																											
LAP 7	58	95	52	23	4	17	6	77	29	87	7	3																																											
LAP 8	58	52	95	4	6	77	17	29	23	87	7	3																																											
LAP 9	58	52	95	4	6	77	29	17	87	7	3	23																																											
LAP 10	52	58	95	4	6	77	29	17	87	7	23	3																																											
LAP 11	52	58	95	4	77	6	29	17	87	7	23	3																																											
LAP 12	52	58	4	95	77	29	6	17	87	7	23	3																																											
LAP 13	52	58	4	95	77	6	17	87	7	23	29	3																																											
LAP 14	52	58	4	95	77	6	17	87	7	23	3	29																																											
LAP 15	52	58	4	95	77	6	17	87	7	23	3	29																																											
LAP 16	52	58	4	95	77	6	17	87	7	23	3	29																																											
LAP 17	52	58	4	95	77	6	17	87	7	23	3	29																																											
LAP 18	52	58	4	95	77	6	17	87	7	23	3	29																																											
LAP 19	52	58	4	95	77	6	17	87	7	23	3	29																																											
LAP 20	52	58	4	95	77	6	17	87	7	23	3	29																																											

. - PITSTOP ' - LAPBEHIND