

## Race 2 Red Bull Ring



Reg. Nr.: AMF CR 18/2020

### Provisional

### Result List

#### Stewards / Race Management

STEWARD	Matthias Heinz
STEWARD	Wilhelm Singer
STEWARD	Johannes Maisel
RACE DIRECTOR	Christian Vormann
CLERK OF THE COURSE	Andy Meklau
TECHNICAL DELEGATE	Lars Altseimer
CHIEF TIMEKEEPER	Daniel Schulze

#### Weather Start/Finish

AIR	4.0°C
TRACK	15.0°C
CONDITIONS	Dry
PRESSURE	940 hPa
AIR	4.0°C
TRACK	7.9°C
CONDITIONS	Dry
PRESSURE	940 hPa

#### Track Information

GREEN FLAG	11:46:52
CHEQUERED FLAG	12:19:09
SAFETY CAR PHASE	1
FULL COURSE YELLOW PHASE	0
TRACK NAME	Red Bull Ring
TRACK LENGTH	4318m
TURN COUNT	10
TOTAL DISTANCE	82.04km
FASTEST LAP:	#23. SOU - 1:37.927

STARTED: 15 CLASSIFIED: 13 NOT CLASSIFIED: 2 DISQUALIFIED: 0

Nr.	Drivers	Team	Laps	Total Time	Gap	Kph	Lap	Time	Kph
Cl.	Car	Competitor							
1	13 A.Buri(FIN) Hyundai i30 N TCR	Hyundai Team Engstler(DEU) Engstler Motorsport	19	32:18.089		152.5	10	1:38.206	158.2
2	2 H.Proczyk(AUT) Hyundai i30 N TCR	HP Racing International(DEU) HP Racing International	19	32:21.860	3.771	152.3	5	1:38.226	158.2
3	88 D.Fugel(DEU) Honda Civic FK7 TCR	Honda ADAC Sachsen(DEU) ADAC Sachsen e.V.	19	32:23.212	5.123	152.0	5	1:38.427	157.9
4	23 S.Soubek(AUT) Audi RS 3 LMS TCR	MAIR Racing Osttirol(AUT) Sandro Soubek	19	32:24.299	6.210	152.1	5	1:37.927	158.7
5	102 P.Simon(DEU) Hyundai i30 N TCR	Hyundai Team Engstler(DEU) Engstler Motorsport	19	32:25.013	6.924	152.0	4	1:38.591	157.6
6	17 A.Legutko(POL) J Honda Civic FK2 TCR	Albert Legutko Racing(POL) ADAC Berlin-Brandenburg e.V.	19	32:36.250	18.161	151.3	3	1:39.244	156.6
7	55 M.Fugel(DEU) J Honda Civic FK7 TCR	Honda ADAC Sachsen(DEU) ADAC Sachsen e.V.	19	32:43.793	25.704	150.6	8	1:39.528	156.1
8	98 J.Seyffert(DEU) Hyundai i30 N TCR	HP Racing International(DEU) HP Racing International	19	32:44.020	25.931	150.7	9	1:39.403	156.3
9	21 S.Ladniak(POL) J VW Golf GTI TCR SEQ	GT2 Motorsport(CZE) gt2 motorsport s.r.o.	19	32:44.525	26.436	150.6	9	1:39.535	156.1
10	92 D.Tovilavicius(LTU) VW Golf GTI TCR SEQ	SKUBA RACING Team(LTU) SKUBA RACING Team	19	32:44.904	26.815	150.6	9	1:39.467	156.2
11	24 F.Wimmer(AUT) Cupra Leon Competicion TCR	Wimmer Werk Motorsport(AUT) Team Wimmer Werk Motorsport	19	32:45.745	27.656	150.6	9	1:38.919	157.1
12	56 G.Benninger(AUT) Cupra Leon Competicion TCR	Wimmer Werk Motorsport(AUT) Team Wimmer Werk Motorsport	19	32:46.462	28.373	150.7	16	1:39.915	155.5
13	99 C.Voithofer(AUT) Cupra Leon Competicion TCR	Wimmer Werk Motorsport(AUT) Team Wimmer Werk Motorsport	19	33:20.811	1:02.722	148.1	2	1:42.196	152.1

#### Not classified

29 M.Cheah Min Jie(MYS) Hyundai i30 N TCR	Hyundai Team Engstler(DEU) Engstler Motorsport	4	6:42.696	15LAPS	157.0	3	1:38.929	157.1
8 R.Kircher(DEU) J VW Golf GTI TCR SEQ	VOLKSWAGEN Team OETTINGER(DEU) OETTINGER Sportsystems	4	7:10.848	15LAPS	143.3	2	1:39.138	156.7

Fastest lap of the race. Car 23 driver Sandro Soubek on lap 5. Time 1:37.927, average speed 158.7 km/h.

Subject to final scrutineering!		
Publication time:	Clerk of the Course: Andy Meklau	Timekeeper: Daniel Schulze

## Race 2 Red Bull Ring



Reg. Nr.: AMF CR 18/2020

### Provisional

### Class Result List

#### Stewards / Race Management

STEWARD	Matthias Heinz
STEWARD	Wilhelm Singer
STEWARD	Johannes Maisel
RACE DIRECTOR	Christian Vormann
CLERK OF THE COURSE	Andy Meklau
TECHNICAL DELEGATE	Lars Altseimer
CHIEF TIMEKEEPER	Daniel Schulze

#### Weather Start/Finish

AIR	4.0°C
TRACK	15.0°C
CONDITIONS	Dry
PRESSURE	940 hPa
AIR	4.0°C
TRACK	7.9°C
CONDITIONS	Dry
PRESSURE	940 hPa

#### Track Information

GREEN FLAG	11:46:52
CHEQUERED FLAG	12:19:09
SAFETY CAR PHASE	1
FULL COURSE YELLOW PHASE	0
TRACK NAME	Red Bull Ring
TRACK LENGTH	4318m
TURN COUNT	10
TOTAL DISTANCE	82.04km
FASTEST LAP:	#23. SOU - 1:37.927

STARTED: 15 CLASSIFIED: 13 NOT CLASSIFIED: 2 DISQUALIFIED: 0

Nr.	Drivers	Team	Laps	Total Time	Gap	Kph	Lap	Time	Kph
	Car	Competitor							

#### CLASS: Junior

Started: 4	Classified: 3	Not Classified: 1							
1	17 A.Legutko(POL) Honda Civic FK2 TCR	Albert Legutko Racing(POL) ADAC Berlin-Brandenburg e.V.	19	32:36.250		151.3	3	1:39.244	156.6
2	55 M.Fugel(DEU) Honda Civic FK7 TCR	Honda ADAC Sachsen(DEU) ADAC Sachsen e.V.	19	32:43.793	7.543	150.6	8	1:39.528	156.1
3	21 S.Ladniak(POL) VW Golf GTI TCR SEQ	GT2 Motorsport(CZE) gt2 motorsport s.r.o.	19	32:44.525	8.275	150.6	9	1:39.535	156.1
<b>Not classified</b>									
	8 R.Kircher(DEU) VW Golf GTI TCR SEQ	VOLKSWAGEN Team OETTINGER(DEU) OETTINGER Sportsystems	4	7:10.848	15LAPS	143.3	2	1:39.138	156.7


Fastest lap of the class. Car 8 driver Rene Kircher on lap 2. Time 1:39.138, average speed 156.7 km/h.

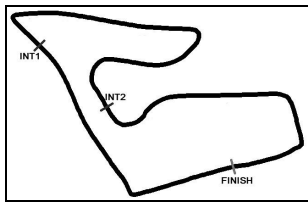
Subject to final scrutineering!

Publication time:

Clerk of the Course: Andy Meklau

Timekeeper: Daniel Schulze





# ADAC TCR Germany

## Sector List Race 2

Provisional



Red Bull Ring, Length: 4318m

Air temperature: 4°C

Track temperature: 9.5°C

Weather condition: Dry

Reg. Nr.: AMF CR 18/2020

Sunday, October 18, 2020 11:45:00

Lap Id	Time	SE1	SP1	SE2	SP2	SE3	SP3	TSP	Lap Id	Time	SE1	SP1	SE2	SP2	SE3	SP3	TSP
<b>2 Proczyk, AUT(#1)</b>									<b>theoretical besttime: 1:38.079</b>								
1	0	1:44.675	29.873	212	44.265	147	30.537	190	11	0	1:39.187	24.842	217	43.915	147	30.430	190
2	0	1:38.546	24.684	218	43.479	149	30.383	189	12	0	1:38.888	24.705	217	43.758	149	30.425	190
3	0	1:38.433	24.746	217	43.335	152	30.352	190	13	0	1:39.343	24.892	217	43.822	147	30.629	190
4	0	1:39.055	24.689	<b>219</b>	44.058	151	30.308	191	14	0	1:38.978	24.821	217	43.840	151	30.317	192
5	<b>0</b>	<b>1:38.226</b>	24.731	219	<b>43.173</b>	149	30.322	191	15	0	1:39.662	24.765	216	43.853	156	31.044	190
6	0	1:52.684	<b>24.633</b>	217	47.295	117	40.756	147	16	0	1:38.550	24.682	215	43.329	159	30.539	190
7	0	2:23.204	34.912	137	1:02.569	107	45.723	191	17	0	1:38.612	24.768	217	43.372	155	30.472	190
8	0	1:38.670	24.711	217	43.465	148	30.494	189	18	0	1:38.603	24.751	217	43.492	155	30.360	190
9	0	1:38.986	24.708	219	44.005	152	<b>30.273</b>	190	19	0	1:39.162	24.798	217	43.759	149	30.605	190
10	0	1:38.396	24.693	218	43.396	151	30.307	191									

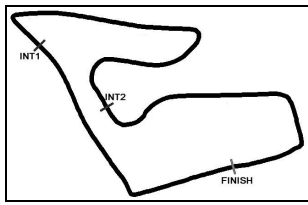
<b>8 Kircher, DEU(#1)</b>									<b>theoretical besttime: 1:38.903</b>								
1	0	1:45.477	29.658	207	45.360	140	30.459	<b>190</b>	3	0	1:39.418	<b>24.723</b>	<b>217</b>	44.372	147	<b>30.323</b>	<b>189</b>
2	<b>0</b>	<b>1:39.138</b>	24.915	215	<b>43.857</b>	145	30.366	189	4	0	2:06.815	27.651	188	51.731	128	47.433	

<b>13 Buri, FIN(#1)</b>									<b>theoretical besttime: 1:37.969</b>								
1	0	1:44.018	29.631	207	44.046	148	30.341	188	11	0	1:38.375	24.947	213	43.254	148	30.174	189
2	0	1:38.313	24.928	213	43.154	<b>151</b>	30.231	189	12	0	1:38.742	24.965	213	43.329	149	30.448	188
3	0	1:38.373	24.820	214	43.194	146	30.359	189	13	0	1:38.581	24.927	212	43.341	148	30.313	188
4	0	1:38.280	24.847	214	43.265	147	<b>30.168</b>	<b>190</b>	14	0	1:38.734	24.919	212	43.375	147	30.440	189
5	0	1:38.544	24.920	214	43.342	147	30.282	190	15	0	1:38.803	24.941	212	43.525	149	30.337	189
6	0	1:52.360	24.807	<b>215</b>	46.999	116	40.554	149	16	0	1:39.033	24.983	212	43.611	148	30.439	188
7	0	2:24.186	34.586	128	1:03.045	101	46.555	189	17	0	1:39.005	25.011	212	43.586	150	30.408	188
8	0	1:38.347	<b>24.696</b>	214	43.393	146	30.258	190	18	0	1:38.836	24.959	212	43.511	147	30.366	188
9	0	1:38.288	25.015	213	<b>43.126</b>	147	<b>30.147</b>	189	19	0	1:39.065	25.016	213	43.625	147	30.424	189
10	<b>0</b>	<b>1:38.206</b>	24.831	212	43.212	149	30.163	189									

<b>17 Legutko, POL(#1)</b>									<b>theoretical besttime: 1:39.066</b>								
1	0	1:47.181	31.113	207	44.985	<b>149</b>	31.083	186	11	0	1:39.797	25.089	214	43.828	142	30.880	187
2	0	1:39.346	25.125	<b>218</b>	43.669	145	<b>30.552</b>	187	12	0	1:39.906	25.239	213	43.838	142	30.829	187
3	<b>0</b>	<b>1:39.244</b>	25.010	214	<b>43.533</b>	141	30.701	186	13	0	1:40.044	25.227	213	43.901	146	30.916	187
4	0	1:39.363	25.081	214	43.583	141	30.699	187	14	0	1:39.893	25.226	213	43.802	143	30.865	187
5	0	1:39.569	25.152	214	43.651	145	30.766	186	15	0	1:40.096	25.184	212	43.919	146	30.993	187
6	0	1:50.634	25.100	213	46.010	126	39.524	145	16	0	1:40.281	25.331	213	44.002	143	30.948	185
7	0	2:20.534	33.045	107	1:02.376	115	45.113	<b>188</b>	17	0	1:40.384	25.279	213	44.126	142	30.979	186
8	0	1:39.351	<b>24.981</b>	214	43.641	147	30.729	187	18	0	1:40.859	25.412	213	44.362	140	31.085	185
9	0	1:39.317	25.089	214	43.580	142	30.648	187	19	0	1:40.808	25.477	212	44.076	144	31.255	185
10	0	1:39.643	25.149	214	43.684	145	30.810	187									

<b>21 Ladniak, POL(#1)</b>									<b>theoretical besttime: 1:39.328</b>								
1	0	1:47.681	31.566	214	45.068	143	31.047	190	11	0	1:40.347	25.116	219	44.642	139	30.589	190
2	0	1:41.042	25.011	217	45.059	<b>147</b>	30.972	190	12	0	1:40.536	<b>24.877</b>	<b>217</b>	44.843	145	30.816	190
3	0	1:39.632	24.955	217	44.174	137	30.503	190	13	0	1:40.421	24.923	217	44.698	136	30.800	189
4	0	1:39.745	24.892	216	44.351	141	<b>30.502</b>	190	14	0	1:41.423	24.996	216	45.049	136	31.378	190
5	0	1:39.977	25.014	216	44.345	138	30.618	189	15	0	1:40.691	25.242	217	44.592	137	30.857	190
6	0	1:52.211	25.038	<b>219</b>	46.903	126	40.270	98	16	0	1:40.940	25.442	216	44.849	138	30.649	190
7	0	2:16.831	32.254	106	1:00.511	120	44.066	189	17	0	1:41.327	25.192	215	44.848	140	31.287	189
8	0	1:39.931	25.172	216	44.157	140	30.602	189	18	0	1:40.880	25.045	215	44.600	145	31.235	189
9	<b>0</b>	<b>1:39.535</b>	25.011	215	<b>43.949</b>	141	30.575	190	19	0	1:41.405	25.086	216	45.211	140	31.108	188
10	0	1:39.970	24.998	217	44.246	137	30.726	190									

<b>23 Soubek, AUT(#1)</b>									<b>theoretical besttime: 1:37.724</b>								
1	0	1:45.164	30.155	210	44.567	146	30.442	191	11	0	1:39.595	24.874	220	44.207	147	30.514	190
2	0	1:38.748	24.612	215	43.863	155	30.273	189	12	0	1:38.358	24.599	220	43.337	151	30.422	189
3	0	1:38.125	24.589	221	43.209	<b>158</b>	30.327	191	13	0	1:39.049	24.628	221	43.715	152	30.706	187
4	0	1:38.261	<b>24.415</b>	219	43.592	156	<b>30.254</b>	189	14	0	1:39.261	25.008	219	43.524	152	30.729	189
5	<b>0</b>	<b>1:37.927</b>	24.611	220	<b>43.055</b>	155	30.261	<b>191</b>	15	0	1:38.966	24.654	220	43.649	149	30.663	191
6	0	1:52.608	24.777	219	46.885	117	40.946	143	16	0	1:39.693	24.770	216	44.163	151	30.760	188
7	0	2:23.558	34.987	115	1:02.291	106	46.280	190	17	0	1:38.975	24.621	218	43.691	151	30.663	190
8	0	1:38.791	24.657	217	43.798	147	30.336	189	18	0	1:39.138	24.851	220	43.748	151	30.539	191



# ADAC TCR Germany

## Sector List Race 2

Provisional



Red Bull Ring, Length: 4318m

Air temperature: 4°C

Track temperature: 9.5°C

Weather condition: Dry

Reg. Nr.: AMF CR 18/2020

Sunday, October 18, 2020 11:45:00

Lap	Id	Time	SE1	SP1	SE2	SP2	SE3	SP3	TSP	Lap	Id	Time	SE1	SP1	SE2	SP2	SE3	SP3	TSP
9	0	1:40.786	24.676	211	45.546	153	30.564	188		19	0	1:38.813	24.642	221	43.771	153	30.400	190	
10	0	1:38.483	24.605	221	43.365	145	30.513	190											

### 24 Wimmer, AUT(#1)

theoretical besttime: 1:38.867

1	0	1:48.748	32.264	212	45.193	138	31.291	186		11	0	1:41.319	25.147	203	44.814	144	31.358	187	
2	0	1:40.487	25.464	213	44.319	139	30.704	189		12	0	1:39.565	25.008	217	44.124	144	30.433	190	
3	0	1:40.934	24.929	215	44.169	142	31.836	187		13	0	1:40.456	25.002	217	44.651	142	30.803	188	
4	0	1:39.089	24.949	217	43.796	149	30.344	189		14	0	1:41.326	25.006	215	44.887	137	31.433	189	
5	0	1:39.494	24.828	218	44.341	145	30.325	189		15	0	1:42.373	25.215	204	45.425	130	31.733	188	
6	0	1:54.413	24.966	219	48.175	120	41.272	111		16	0	1:39.809	25.067	217	44.186	149	30.556	188	
7	0	2:15.462	31.118	135	59.952	122	44.392	187		17	0	1:41.287	25.061	218	44.601	142	31.625	187	
8	0	1:40.286	24.985	217	44.845	145	30.456	188		18	0	1:40.670	25.050	217	44.737	139	30.883	188	
9	0	1:38.919	24.880	217	43.781	147	30.258	188		19	0	1:41.888	24.927	213	45.651	135	31.310	187	
10	0	1:39.220	24.896	217	43.938	146	30.386	190											

### 29 Cheah Min Jie, MYS(#1)

theoretical besttime: 1:38.581

1	0	1:45.786	30.726	211	44.557	145	30.503	190		4	0	1:38.950	25.072	213	43.515	150	30.363	190	
2	0	1:39.031	24.931	216	43.538	154	30.562	190		5			24.756	215					
3	0	1:38.929	24.703	219	43.813	152	30.413	189											

### 55 Fugel, DEU(#1)

theoretical besttime: 1:39.340

1	0	1:47.058	30.725	212	45.350	145	30.983	187		11	0	1:40.083	25.111	212	44.257	145	30.715	187	
2	0	1:40.061	25.116	213	44.441	148	30.504	186		12	0	1:40.469	25.002	213	44.725	149	30.742	186	
3	0	1:40.110	25.303	213	44.125	145	30.682	186		13	0	1:40.425	25.417	213	44.249	148	30.759	189	
4	0	1:39.843	24.994	213	44.190	143	30.659	186		14	0	1:41.658	25.314	213	45.092	144	31.252	185	
5	0	1:40.159	25.126	216	44.212	142	30.821	187		15	0	1:40.679	25.219	213	44.410	144	31.050	187	
6	0	1:51.021	25.393	212	46.624	125	39.004	120		16	0	1:40.709	25.518	212	44.466	140	30.725	186	
7	0	2:17.791	32.233	107	1:00.874	122	44.684	188		17	0	1:40.719	25.503	211	44.515	144	30.701	186	
8	0	1:39.528	25.066	213	44.027	144	30.435	188		18	0	1:41.438	25.267	210	45.175	145	30.996	186	
9	0	1:39.559	25.078	215	43.911	145	30.570	187		19	0	1:41.808	25.442	212	45.471	140	30.895	186	
10	0	1:40.675	25.031	216	44.309	155	31.335	186											

### 56 Benninger, AUT(#1)

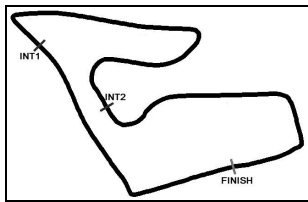
theoretical besttime: 1:39.555

1	0	1:50.497	32.979	187	45.906	132	31.612	188		11	0	1:40.530	24.989	216	44.676	142	30.865	189	
2	0	1:41.488	25.120	215	44.921	139	31.447	189		12	0	1:40.629	25.406	214	44.303	141	30.920	190	
3	0	1:40.865	25.140	216	44.615	137	31.110	189		13	0	1:40.237	25.082	216	44.246	148	30.909	189	
4	0	1:40.379	24.907	216	44.766	138	30.706	189		14	0	1:40.456	25.244	214	44.326	141	30.886	190	
5	0	1:41.058	24.963	215	44.883	142	31.212	189		15	0	1:40.443	25.296	214	44.291	147	30.856	189	
6	0	1:49.697	25.022	217	49.242	123	35.433	119		16	0	1:39.915	25.133	215	44.086	146	30.696	188	
7	0	2:16.657	32.181	127	59.989	119	44.487	188		17	0	1:40.297	25.357	216	44.276	141	30.664	189	
8	0	1:40.105	25.170	217	44.373	140	30.562	190		18	0	1:40.328	25.043	213	44.440	142	30.845	190	
9	0	1:40.373	25.107	216	44.127	143	31.139	189		19	0	1:42.043	25.513	212	44.814	137	31.716	181	
10	0	1:40.465	25.107	217	44.608	142	30.750	189											

### 88 Fugel, DEU(#1)

theoretical besttime: 1:38.345

1	0	1:42.777	28.863	212	43.697	143	30.217	189		11	0	1:39.158	24.950	215	43.894	145	30.314	189	
2	0	1:38.699	25.071	213	43.440	150	30.188	189		12	0	1:38.993	24.911	214	43.676	143	30.406	189	
3	0	1:38.550	24.860	213	43.446	146	30.244	189		13	0	1:39.299	24.974	214	43.881	143	30.444	189	
4	0	1:38.747	24.982	213	43.448	146	30.317	190		14	0	1:39.007	24.854	213	43.868	145	30.285	190	
5	0	1:38.427	24.904	214	43.341	146	30.182	189		15	0	1:40.469	24.923	214	43.861	143	31.685	189	
6	0	1:51.785	24.880	213	46.630	118	40.275	152		16	0	1:39.163	24.932	217	43.867	146	30.364	190	
7	0	2:24.524	34.762	122	1:03.109	95	46.653	189		17	0	1:39.010	24.895	215	43.653	144	30.462	190	
8	0	1:38.765	24.891	213	43.478	144	30.396	190		18	0	1:38.757	24.822	216	43.574	144	30.361	190	
9	0	1:39.508	25.481	216	43.835	137	30.192	189		19	0	1:38.845	24.922	216	43.524	143	30.399	190	
10	0	1:38.729	24.845	215	43.659	144	30.225	189											



# ADAC TCR Germany

## Sector List Race 2

Provisional



Red Bull Ring, Length: 4318m

Air temperature: 4°C

Track temperature: 9.5°C

Weather condition: Dry

Reg. Nr.: AMF CR 18/2020

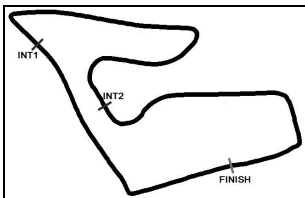
Sunday, October 18, 2020 11:45:00

Lap Id	Time	SE1	SP1	SE2	SP2	SE3	SP3	TSP	Lap Id	Time	SE1	SP1	SE2	SP2	SE3	SP3	TSP
<b>92</b> Tovilavicius, LTU(#1)									<b>theoretical besttime: 1:39.176</b>								
1	1	1:47.403	30.781	214	45.571	147	31.051	188	11	1	1:40.218	25.256	216	44.340	141	30.622	190
2	1	1:40.581	25.085	215	44.819	<b>154</b>	30.677	187	12	1	1:40.540	24.815	211	44.816	143	30.909	190
3	1	1:39.626	24.964	216	<b>43.960</b>	142	30.702	189	13	1	1:40.400	24.952	215	44.689	138	30.759	190
4	1	1:39.867	<b>24.802</b>	211	44.305	143	30.760	189	14	1	1:41.699	24.962	211	45.272	141	31.465	186
5	1	1:39.882	24.829	215	44.335	146	<b>30.718</b>	<b>190</b>	15	1	1:40.480	24.950	217	44.613	140	30.917	190
6	1	1:51.468	25.470	215	46.703	120	39.295	127	16	1	1:40.876	25.578	216	44.684	140	30.614	189
7	1	2:17.470	32.630	100	1:00.570	120	44.270	189	17	1	1:42.159	25.144	217	45.336	141	31.679	190
8	1	1:39.657	25.073	213	44.170	140	<b>30.414</b>	190	18	1	1:40.718	24.845	217	44.601	144	31.272	189
9	1	<b>1:39.467</b>	24.841	216	44.181	143	30.445	189	19	1	1:41.570	24.999	218	45.164	139	31.407	189
10	1	1:40.823	24.865	217	44.272	148	31.686	186									

Lap Id	Time	SE1	SP1	SE2	SP2	SE3	SP3	TSP	Lap Id	Time	SE1	SP1	SE2	SP2	SE3	SP3	TSP
<b>98</b> Seyffert, DEU(#1)									<b>theoretical besttime: 1:38.878</b>								
1	0	1:47.864	31.949	215	45.024	138	30.891	<b>190</b>	11	0	1:39.841	25.093	218	44.126	145	30.622	189
2	0	1:40.475	25.238	218	44.591	145	30.646	190	12	0	1:40.492	24.985	217	44.776	146	30.731	189
3	0	1:39.581	24.934	218	<b>43.885</b>	139	30.762	190	13	0	1:40.346	25.171	211	44.614	146	30.561	190
4	0	1:39.736	24.803	216	44.244	145	30.689	186	14	0	1:42.044	25.250	211	45.168	144	31.626	189
5	0	1:39.931	24.992	215	44.240	144	30.699	189	15	0	1:40.328	24.973	217	44.476	141	30.879	188
6	0	1:52.084	25.256	213	46.707	125	40.121	106	16	0	1:40.796	25.617	214	44.509	142	30.670	188
7	0	2:17.008	32.347	105	1:00.553	110	44.108	190	17	0	1:41.011	25.411	211	45.034	143	30.566	189
8	0	1:39.606	25.061	216	44.130	139	30.415	190	18	0	1:41.123	25.000	212	45.135	142	30.988	188
9	0	<b>1:39.403</b>	<b>24.712</b>	<b>219</b>	44.410	142	<b>30.281</b>	190	19	0	1:41.811	25.162	211	45.866	139	30.783	189
10	0	1:40.540	24.949	218	44.118	146	31.473	187									

Lap Id	Time	SE1	SP1	SE2	SP2	SE3	SP3	TSP	Lap Id	Time	SE1	SP1	SE2	SP2	SE3	SP3	TSP
<b>99</b> Voithofer, AUT(#1)									<b>theoretical besttime: 1:41.908</b>								
1	0	1:52.016	34.353	195	45.932	129	31.731	186	11	0	1:43.186	25.547	211	45.744	133	31.895	186
2	0	<b>1:42.196</b>	25.509	213	<b>44.862</b>	132	31.825	187	12	0	1:43.096	25.723	211	45.237	132	32.136	186
3	0	1:42.365	25.635	<b>214</b>	45.057	132	<b>31.673</b>	187	13	0	1:42.786	25.576	210	45.326	134	31.884	184
4	0	1:43.109	25.437	213	45.278	127	32.394	186	14	0	1:43.298	25.682	209	45.535	131	32.081	186
5	0	1:44.708	<b>25.373</b>	213	47.190	131	32.145	185	15	0	1:43.705	25.784	202	45.970	128	31.951	187
6	0	1:53.552	25.829	213	53.269	126	34.454	182	16	0	1:43.375	25.546	209	45.544	131	32.285	186
7	0	2:04.573	27.199	181	52.067	119	45.307	186	17	0	1:43.529	25.688	210	45.656	133	32.185	184
8	0	1:42.795	25.961	211	45.150	132	31.684	<b>187</b>	18	0	1:43.888	25.767	205	45.953	129	32.168	186
9	0	1:42.680	25.710	209	45.016	133	31.954	186	19	0	1:43.087	25.744	207	45.575	132	31.768	183
10	0	1:42.867	25.538	208	45.405	130	31.924	186									

Lap Id	Time	SE1	SP1	SE2	SP2	SE3	SP3	TSP	Lap Id	Time	SE1	SP1	SE2	SP2	SE3	SP3	TSP
<b>102</b> Simon, DEU(#1)									<b>theoretical besttime: 1:38.461</b>								
1	0	1:44.938	29.714	205	44.645	146	30.579	189	11	0	1:39.156	24.939	214	43.861	144	30.356	188
2	0	1:39.353	<b>24.729</b>	<b>217</b>	44.012	<b>152</b>	30.612	188	12	0	1:38.777	24.816	213	43.581	141	30.380	188
3	0	1:39.195	24.889	214	43.944	144	30.362	188	13	0	1:38.902	24.865	213	43.545	148	30.492	189
4	0	<b>1:38.591</b>	24.800	213	43.489	147	<b>30.302</b>	188	14	0	1:39.345	24.754	215	44.121	143	30.470	189
5	0	1:38.632	24.797	214	<b>43.430</b>	146	30.405	187	15	0	1:39.611	24.861	213	43.646	140	31.104	184
6	0	1:52.393	24.841	213	46.401	115	41.151	153	16	0	1:40.014	25.220	214	44.078	144	30.716	188
7	0	2:21.947	34.524	120	1:01.888	114	45.535	<b>190</b>	17	0	1:39.078	24.932	213	43.638	146	30.508	188
8	0	1:39.309	24.861	215	44.074	146	30.374	187	18	0	1:39.208	24.797	216	43.783	148	30.628	187
9	0	1:38.860	24.834	213	43.679	146	30.347	188	19	0	1:39.084	24.863	216	43.832	147	30.389	187
10	0	1:38.620	24.788	214	43.510	150	30.322	188									



# ADAC TCR Germany

## Lap Chart Race 2

Provisional



Red Bull Ring, Length: 4318 m

Sunday, October 18, 2020 11:45:00

LapCha	1	2	3	4	5	6	7	8	9	10	11	12	13	14	15	16	17	18	19	20	21	22	23	24	25	26	27	28	29	30	31	32	33	34	35	36	37	38	39	40	41	42	43	44	45										
LAP 1	88	13	2	102	23	8	29	55	17	92	21	98	24	56	99																																								
LAP 2	88	13	2	23	102	8	29	17	55	92	98	21	24	56	99																																								
LAP 3	88	13	2	23	102	29	8	17	55	92	98	21	24	56	99																																								
LAP 4	88	13	23	2	102	29	17	55	92	98	21	24	56	99	.8																																								
LAP 5	88	13	23	2	102	17	55	92	98	21	24	56	99																																										
LAP 6	88	13	23	2	102	17	55	92	98	21	24	56	99	SC																																									
LAP 7	88	13	23	2	102	17	55	92	98	21	24	56	99																																										
LAP 8	88	13	23	2	102	17	55	92	98	21	24	56	99																																										
LAP 9	13	88	2	102	23	17	55	92	98	21	24	56	99																																										
LAP 10	13	88	2	102	23	17	55	98	92	21	24	56	99																																										
LAP 11	13	88	2	102	23	17	55	98	92	21	24	56	99																																										
LAP 12	13	88	2	102	23	17	55	98	92	21	24	56	99																																										
LAP 13	13	88	2	102	23	17	55	98	92	21	24	56	99																																										
LAP 14	13	88	2	102	23	17	55	98	92	21	24	56	99																																										
LAP 15	13	2	88	102	23	17	55	98	92	21	24	56	99																																										
LAP 16	13	2	88	23	102	17	55	98	92	21	24	56	99																																										
LAP 17	13	2	88	23	102	17	55	98	21	92	24	56	99																																										
LAP 18	13	2	88	23	102	17	55	98	21	92	24	56	99																																										
LAP 19	13	2	88	23	102	17	55	98	21	92	24	56	99																																										

.- PITSTOP ' - LAP BEHIND