



Provisional

Result List

Stewards / Race Management

STEWARD	Achim Loth
STEWARD	Yasin Özer
STEWARD	Karl-Heinz Stegner
RACE DIRECTOR	Niels Wittich
CLERK OF THE COURSE	Andy Meklau
TECHNICAL DELEGATE	Erik Wilhelmi
CHIEF TIMEKEEPER	Daniel Schulze

Weather Start/Finish

AIR	1.0°C
TRACK	5.0°C
CONDITIONS	Dry
PRESSURE	940 hPa
AIR	1.0°C
TRACK	6.0°C
CONDITIONS	Dry
PRESSURE	940 hPa

Track Information

GREEN FLAG	9:54:52
CHEQUERED FLAG	10:24:52
SAFETY CAR PHASE	1
FULL COURSE YELLOW PHASE	0
TRACK NAME	Red Bull Ring
TRACK LENGTH	4318m
TURN COUNT	10
TOTAL DISTANCE	82.04km
FASTEST LAP:	#52. CRA - 1:31.625

STARTED: 12 CLASSIFIED: 11 NOT CLASSIFIED: 1 DISQUALIFIED: 0

Nr.	Drivers	Team	Laps	Total Time	Gap	Kph	Lap	Time	Kph
Cl.	Car	Competitor							
1	17 J.Edgar(GBR) ADAC Formel 4	(T) Van Amersfoort Racing(NLD) Van Amersfoort Racing	19	30:01.880		164.1	14	1:31.680	169.5
2	52 J.Crawford(USA) ADAC Formel 4	(T) Van Amersfoort Racing(NLD) Van Amersfoort Racing	19	30:03.905	2.025	164.0	12	1:31.625	169.6
3	29 J.Dürksen(DEU) ADAC Formel 4	(T) ADAC Berlin-Brandenburg e.V.(DEU) ADAC Berlin-Brandenburg e.V.	19	30:10.527	8.647	163.5	17	1:31.738	169.4
4	58 E.Seppänen(FIN) ADAC Formel 4	(T) US Racing(DEU) US Racing	19	30:14.415	12.535	163.1	13	1:32.007	168.9
5	4 V.Bernier(FRA) ADAC Formel 4	(T) R-ACE GP(FRA) R-ACE GP	19	30:18.735	16.855	163.9	18	1:31.942	169.0
6	6 K.Smal(RUS) R ADAC Formel 4	(T) R-ACE GP(FRA) R-ACE GP	19	30:21.388	19.508	162.6	15	1:32.312	168.3
7	95 V.Lomko(RUS) R ADAC Formel 4	US Racing(DEU) US Racing	19	30:28.095	26.215	162.2	19	1:32.046	168.8
8	23 E.Zuniga(MEX) R ADAC Formel 4	ADAC Berlin-Brandenburg e.V.(DEU) ADAC Berlin-Brandenburg e.V.	19	30:31.503	29.623	161.9	14	1:32.747	167.6
9	3 R.Meyuhas(ISR) ADAC Formel 4	R-ACE GP(FRA) R-ACE GP	19	30:35.656	33.776	161.6	17	1:32.971	167.2
10	87 O.Bearman(GBR) R ADAC Formel 4	(T) US Racing(DEU) US Racing	19	30:39.731	37.851	160.8	19	1:32.141	168.7
11	77 T.Tramnitz(DEU) R ADAC Formel 4	US Racing(DEU) US Racing	19	30:50.794	48.914	162.8	13	1:32.288	168.4
Not classified									
	7 J.Knopp(CZE) R ADAC Formel 4	(T) ADAC Berlin-Brandenburg e.V.(DEU) ADAC Berlin-Brandenburg e.V.	7	13:25.224	12LAPS	138.9	3	1:34.668	164.2

Fastest lap of the race. Car 52 driver Jak Crawford on lap 12. Time 1:31.625, average speed 169.6 km/h.

Following stewards decision no. 16 drive trough penalty converted into a time penalty of 30 seconds for car no. 77

T = nominated for Team Classification

Subject to final scrutineering!		
Publication time:	Clerk of the Course: Andy Meklau	Timekeeper: Daniel Schulze



Provisional

Class Result List

Stewards / Race Management

STEWARD	Achim Loth
STEWARD	Yasin Özer
STEWARD	Karl-Heinz Stegner
RACE DIRECTOR	Niels Wittich
CLERK OF THE COURSE	Andy Meklau
TECHNICAL DELEGATE	Erik Wilhelmi
CHIEF TIMEKEEPER	Daniel Schulze

Weather Start/Finish

AIR	1.0°C
TRACK	5.0°C
CONDITIONS	Dry
PRESSURE	940 hPa
AIR	1.0°C
TRACK	6.0°C
CONDITIONS	Dry
PRESSURE	940 hPa

Track Information

GREEN FLAG	9:54:52
CHEQUERED FLAG	10:24:52
SAFETY CAR PHASE	1
FULL COURSE YELLOW PHASE	0
TRACK NAME	Red Bull Ring
TRACK LENGTH	4318m
TURN COUNT	10
TOTAL DISTANCE	82.04km
FASTEST LAP:	#52. CRA - 1:31.625

STARTED: 12 CLASSIFIED: 11 NOT CLASSIFIED: 1 DISQUALIFIED: 0

Nr. Drivers	Team	Laps	Total Time	Gap	Kph	Lap	Time	Kph
Car	Competitor							

CLASS: Rookie

Started: 6

Classified: 5

Not Classified: 1

1	77	T.Tramnitz(DEU)	US Racing(DEU)	19	30:20.794		162.8	13	1:32.288	168.4
		ADAC Formel 4	US Racing							
2	6	K.Smal(RUS)	R-ACE GP(FRA)	19	30:21.388	0.594	162.6	15	1:32.312	168.3
		ADAC Formel 4	R-ACE GP							
3	95	V.Lomko(RUS)	US Racing(DEU)	19	30:28.095	7.301	162.2	19	1:32.046	168.8
		ADAC Formel 4	US Racing							
4	23	E.Zuniga(MEX)	ADAC Berlin-Brandenburg e.V.(DEU)	19	30:31.503	10.709	161.9	14	1:32.747	167.6
		ADAC Formel 4	ADAC Berlin-Brandenburg e.V.							
5	87	O.Bearman(GBR)	US Racing(DEU)	19	30:39.731	18.937	160.8	19	1:32.141	168.7
		ADAC Formel 4	US Racing							

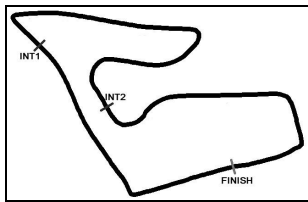
Not classified

7	J.Knopp(CZE)	ADAC Berlin-Brandenburg e.V.(DEU)	7	13:25.224	12LAPS	138.9	3	1:34.668	164.2
	ADAC Formel 4	ADAC Berlin-Brandenburg e.V.							

Fastest lap of the class. Car 95 driver Vladislav Lomko on lap 19. Time 1:32.046, average speed 168.8 km/h.

T = nominated for Team Classification

Subject to final scrutineering!		
Publication time:	Clerk of the Course: Andy Meklau	Timekeeper: Daniel Schulze



ADAC Formel 4

Sector List Race 2

Provisional



Reg. Nr.: AMF CR 18/2020

Sunday, October 18, 2020 9:55:00

Red Bull Ring, Length: 4318m

Air temperature: 1°C

Track temperature: 9°C

Weather condition: Dry

Lap	Id	Time	SE1	SP1	SE2	SP2	SE3	SP3	TSP	Lap	Id	Time	SE1	SP1	SE2	SP2	SE3	SP3	TSP																
3		Meyuhas, ISR(#1)																	theoretical besttime: 1:32.792																
1	0	1:44.226	30.661	209	42.622	163	30.943	134		11	0	1:33.961	24.209	209	41.539	169	28.213	193																	
2	0	2:16.627	35.679	139	55.222	117	45.726	192		12	0	1:33.362	24.248	209	41.150	170	27.964	192																	
3	0	1:36.386	24.860	213	42.489	156	29.037	192		13	0	1:33.378	24.256	209	41.048	172	28.074	193																	
4	0	1:35.315	24.621	210	41.681	164	29.013	190		14	0	1:33.454	24.236	209	41.197	171	28.021	193																	
5	0	1:34.498	24.540	209	41.495	167	28.463	191		15	0	1:33.117	24.251	209	40.948	172	27.918	193																	
6	0	1:34.026	24.485	209	41.325	170	28.216	192		16	0	1:33.112	24.242	209	41.029	173	27.841	193																	
7	0	1:34.313	24.342	210	41.354	170	28.617	192		17	0	1:32.971	24.340	209	40.835	174	27.796	193																	
8	0	1:33.644	24.311	210	41.204	169	28.129	193		18	0	1:33.114	24.173	210	41.095	173	27.846	192																	
9	0	1:33.564	24.270	210	41.215	169	28.079	192		19	0	1:32.972	24.244	209	40.944	173	27.784	193																	
10	0	1:33.616	24.302	209	41.185	169	28.129	193																											

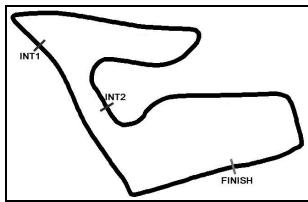
4		Bernier, FRA(#1)																	theoretical besttime: 1:31.603																
1	0	1:52.441	29.349	217	51.372	156	31.720	157		11	0	1:32.294	23.802	215	40.719	167	27.773	197																	
2	0	2:08.508	29.034	162	54.284	109	45.190	196		12	0	1:32.595	23.811	216	41.055	165	27.729	197																	
3	0	1:34.976	24.482	213	41.658	159	28.836	193		13	0	1:32.315	24.037	213	40.470	168	27.808	196																	
4	0	1:34.070	24.211	216	41.462	164	28.397	194		14	0	1:32.409	23.878	215	40.855	166	27.676	196																	
5	0	1:33.260	23.899	216	41.335	165	28.026	194		15	0	1:33.049	23.792	216	41.474	168	27.783	197																	
6	0	1:32.251	23.799	217	40.669	167	27.783	198		16	0	1:32.490	23.878	215	40.960	167	27.652	196																	
7	0	1:32.465	23.697	217	40.991	167	27.777	196		17	0	1:32.131	23.996	211	40.659	167	27.476	196																	
8	0	1:32.807	23.851	215	40.900	162	28.056	196		18	0	1:31.942	23.956	211	40.548	168	27.438	196																	
9	0	1:34.037	23.843	215	42.260	164	27.934	196		19	0	1:32.139	23.875	211	40.468	168	27.796	196																	
10	0	1:32.556	23.919	214	40.792	168	27.845	196																											

6		Smal, RUS(#1)																	theoretical besttime: 1:32.130																
1	0	1:41.432	28.832	213	43.055	165	29.545	118		11	0	1:32.701	24.077	211	40.762	172	27.862	194																	
2	0	2:17.770	35.316	127	55.052	98	47.402	192		12	0	1:32.562	24.151	210	40.627	171	27.784	194																	
3	0	1:35.532	24.421	212	42.541	161	28.570	188		13	0	1:32.410	24.048	211	40.647	172	27.715	194																	
4	0	1:34.802	24.966	213	41.682	170	28.154	194		14	0	1:32.422	24.026	211	40.688	171	27.708	194																	
5	0	1:33.409	24.125	213	41.198	169	28.086	194		15	0	1:32.312	24.036	210	40.559	173	27.717	194																	
6	0	1:33.584	24.045	213	41.684	169	27.855	194		16	0	1:32.604	23.932	212	40.761	171	27.911	195																	
7	0	1:33.457	24.391	208	41.376	170	27.690	196		17	0	1:32.530	24.002	214	40.836	171	27.692	196																	
8	0	1:32.631	24.002	212	40.945	170	27.684	195		18	0	1:32.477	23.896	214	40.865	171	27.716	194																	
9	0	1:32.970	23.955	211	40.883	169	28.132	195		19	0	1:32.725	23.887	213	40.891	173	27.947	194																	
10	0	1:33.058	23.998	212	40.899	173	28.161	194																											

7		Knopp, CZE(#1)																	theoretical besttime: 1:33.676																
1	0	2:13.859	28.621	213	1:11.280	144	33.958	175		5	0	1:42.925	24.703	212	41.670	161	36.552																		
2	0	1:47.776	25.589	208	42.438	160	39.749	195		6	0	2:47.812	1:33.406	207	45.439	162	28.967	194																	
3	0	1:34.668	24.325	217	42.067	161	28.276	195		7	0	1:41.442	24.276	212	41.124	162	36.042																		
4	0	1:36.742	24.428	220	42.246	162	30.068	188																											

17		Edgar, GBR(#1)																	theoretical besttime: 1:31.631																
1	0	1:37.065	26.783	209	41.101	166	29.181	144		11	0	1:31.837	23.872	211	40.540	172	27.425	197																	
2	0	2:20.000	34.860	128	57.501	92	47.639	194		12	0	1:32.033	23.890	212	40.641	169	27.502	196																	
3	0	1:32.863	24.190	211	40.985	170	27.688	195		13	0	1:31.814	23.897	212	40.490	169	27.427	196																	
4	0	1:32.308	24.057	211	40.763	170	27.488	196		14	0	1:31.680	23.900	211	40.407	170	27.373	196																	
5	0	1:32.304	24.026	211	40.718	171	27.560	196		15	0	1:31.713	23.851	211	40.463	168	27.399	196																	
6	0	1:32.035	23.969	212	40.594	170	27.472	197		16	0	1:31.924	23.918	211	40.501	170	27.505	196																	
7	0	1:31.980	23.960	213	40.635	171	27.385	196		17	0	1:31.927	23.928	211	40.563	169	27.436	197																	
8	0	1:31.948	23.973	212	40.560	171	27.415	197		18	0	1:32.295	23.919	211	40.844	170	27.532	196																	
9	0	1:31.945	23.959	211	40.541	169	27.445	196		19	0	1:32.312	24.011	211	40.641	166	27.660	196																	
10	0	1:31.897	23.987	211	40.507	170	27.403	197																											

23		Zuniga, MEX(#1)																	theoretical besttime: 1:32.522																
1	0	1:43.827	30.067	213	42.643	151	31.117	118		11	0	1:33.389	24.270	211	41.275	160	27.844	195																	
2	0	2:16.538	35.700	136	54.742	120	46.096	194		12	0	1:32.933	24.057	212	40.895	159	27.981	194																	
3	0	1:35.619	24.434	217	42.098	156	29.087	189		13	0	1:33.012	24.111	212	41.064	161	27.837	195																	
4	0	1:34.775	24.567	216	41.907	161	28.301	195		14	0	1:32.747	24.077	212	40.751	160	27.919	194																	
5	0	1:33.418	24.011	216	41.355	157	28.052	197		15	0	1:33.445	24.224	211	41.148	164	28.073	195																	
6	0	1:33.145	23.990	216	41.286	158	27.869	198		16	0	1:33.153	24.194	211	41.159	162	27.800	195																	



ADAC Formel 4

Sector List Race 2

Provisional



Red Bull Ring, Length: 4318m

Air temperature: 1°C

Track temperature: 9°C

Weather condition: Dry

Reg. Nr.: AMF CR 18/2020

Sunday, October 18, 2020 9:55:00

Lap	Id	Time	SE1	SP1	SE2	SP2	SE3	SP3	TSP	Lap	Id	Time	SE1	SP1	SE2	SP2	SE3	SP3	TSP
7	0	1:34.697	23.971	217	41.726	162	29.000	196		17	0	1:34.047	24.149	210	41.406	161	28.492	189	
8	0	1:33.662	23.978	217	41.631	160	28.053	195		18	0	1:33.487	24.558	213	40.866	160	28.063	194	
9	0	1:33.146	24.115	213	40.949	160	28.082	194		19	0	1:32.989	24.198	211	40.855	160	27.936	195	
10	0	1:33.474	24.346	211	41.112	161	28.016	194											

29 Dürksen, DEU(#1)

theoretical besttime: 1:31.650

1	0	1:40.032	28.569	209	41.980	166	29.483	139		11	0	1:31.891	23.880	213	40.461	165	27.550	196	
2	0	2:18.433	35.011	153	55.858	87	47.564	195		12	0	1:31.909	23.852	213	40.512	167	27.545	197	
3	0	1:35.512	25.208	208	42.249	164	28.055	196		13	0	1:31.853	23.815	213	40.506	168	27.532	196	
4	0	1:33.751	23.922	217	41.711	170	28.118	196		14	0	1:31.819	23.854	213	40.464	167	27.501	196	
5	0	1:32.680	23.904	216	41.015	165	27.761	197		15	0	1:32.047	23.854	212	40.541	170	27.652	196	
6	0	1:32.915	23.920	216	41.107	164	27.888	196		16	0	1:31.986	23.832	213	40.528	168	27.626	195	
7	0	1:33.063	23.762	217	41.443	161	27.858	199		17	0	1:31.738	23.850	213	40.409	167	27.479	197	
8	0	1:32.910	24.341	214	40.890	165	27.679	196		18	0	1:31.965	23.849	213	40.550	164	27.566	197	
9	0	1:32.153	23.909	213	40.697	167	27.547	196		19	0	1:32.003	23.847	212	40.506	164	27.650	196	
10	0	1:31.867	23.881	213	40.455	164	27.531	196											

52 Crawford, USA(#1)

theoretical besttime: 1:31.587

1	0	1:38.760	27.210	211	42.360	166	29.190	145		11	0	1:31.773	23.829	211	40.524	171	27.420	197	
2	0	2:19.061	33.900	147	57.077	93	48.084	194		12	0	1:31.625	23.806	213	40.361	171	27.458	197	
3	0	1:33.828	24.242	213	41.498	165	28.088	196		13	0	1:31.716	23.812	213	40.462	171	27.442	196	
4	0	1:32.783	24.087	212	41.065	169	27.631	197		14	0	1:31.700	23.820	212	40.454	170	27.426	196	
5	0	1:32.325	23.968	212	40.757	172	27.600	196		15	0	1:31.919	23.913	212	40.439	171	27.567	196	
6	0	1:32.359	24.061	212	40.782	171	27.516	197		16	0	1:31.981	23.882	212	40.544	169	27.555	197	
7	0	1:32.125	23.987	212	40.553	170	27.585	196		17	0	1:32.029	23.938	212	40.579	170	27.512	197	
8	0	1:32.184	24.016	211	40.662	170	27.506	196		18	0	1:31.990	23.885	212	40.512	169	27.593	197	
9	0	1:31.868	23.875	212	40.528	172	27.465	197		19	0	1:32.050	23.821	212	40.510	169	27.719	196	
10	0	1:31.829	23.878	212	40.487	172	27.464	196											

58 Seppänen, FIN(#1)

theoretical besttime: 1:31.984

1	0	1:39.333	27.256	209	42.467	164	29.610	143		11	0	1:32.195	23.946	212	40.642	169	27.607	195	
2	0	2:19.005	34.030	164	56.876	104	48.099	191		12	0	1:32.030	23.874	212	40.540	170	27.616	194	
3	0	1:35.029	25.092	207	41.731	161	28.206	193		13	0	1:32.007	23.880	212	40.553	169	27.574	195	
4	0	1:33.525	24.305	211	41.347	162	27.873	194		14	0	1:32.105	23.923	211	40.580	171	27.602	195	
5	0	1:33.044	24.155	211	41.069	166	27.820	194		15	0	1:32.196	23.870	211	40.689	169	27.637	194	
6	0	1:32.924	24.139	211	40.997	168	27.788	194		16	0	1:32.123	23.937	211	40.583	170	27.603	194	
7	0	1:33.333	24.084	211	41.416	166	27.833	194		17	0	1:32.341	23.910	211	40.762	171	27.669	195	
8	0	1:33.671	24.586	209	41.321	167	27.764	195		18	0	1:32.345	23.923	211	40.740	168	27.682	194	
9	0	1:32.394	23.972	213	40.778	169	27.644	195		19	0	1:32.438	23.975	210	40.673	170	27.790	194	
10	0	1:32.377	23.965	212	40.633	168	27.779	194											

77 Tramnitz, DEU(#1)

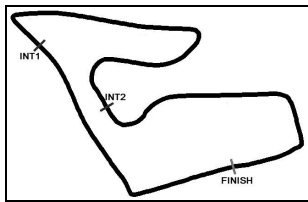
theoretical besttime: 1:32.164

1	0	1:42.822	28.933	209	43.424	155	30.465	125		11	0	1:32.350	23.941	213	40.598	171	27.811	195	
2	0	2:17.140	35.637	127	54.555	136	46.948	195		12	0	1:32.498	23.956	213	40.873	171	27.669	195	
3	0	1:34.854	24.431	213	41.932	157	28.491	195		13	0	1:32.288	23.963	213	40.578	170	27.747	194	
4	0	1:34.111	24.656	211	41.371	170	28.084	194		14	0	1:32.518	24.029	211	40.749	170	27.740	194	
5	0	1:33.343	24.118	213	41.273	169	27.952	194		15	0	1:33.131	24.063	211	41.346	169	27.722	194	
6	0	1:32.925	24.000	214	40.962	168	27.963	194		16	0	1:33.658	24.008	211	41.609	168	28.041	194	
7	0	1:33.464	23.947	214	41.348	165	28.169	194		17	0	1:32.416	23.952	213	40.660	169	27.804	195	
8	0	1:32.831	24.014	213	40.960	167	27.857	196		18	0	1:32.378	23.935	213	40.704	170	27.739	195	
9	0	1:32.815	23.931	213	41.081	167	27.803	196		19	0	1:32.660	23.917	213	40.929	169	27.814	195	
10	0	1:32.592	23.967	213	40.782	169	27.843	196											

87 Bearman, GBR(#1)

theoretical besttime: 1:31.952

1	0	1:40.588	28.704	216	42.239	163	29.645	131		11	0	1:32.242	23.973	211	40.454	169	27.815	193	
2	0	2:18.344	35.339	132	55.341	93	47.664	192		12	0	1:32.285	23.986	211	40.575	167	27.724	194	
3	0	1:34.707	24.478	208	42.020	163	28.209	195		13	0	1:36.577	24.013	211	40.457	169	32.107		
4	0	1:34.491	24.352	209	41.582	169	28.557	194		14	0	1:50.462	41.693	207	40.929	169	27.840	193	
5	0	1:33.272	24.099	212	41.016	166	28.157	191		15	0	1:32.781	24.195	209	40.721	168	27.865	193	
6	0	1:32.918	24.142	211	40.897	165	27.879	194		16	0	1:32.776	24.209	208	40.689	170	27.878	193	
7	0	1:33.024	24.171	211	40.971	167	27.882	194		17	0	1:32.433	24.109	209	40.642	169	27.682	194	
8	0	1:33.153	24.111	211	41.008	166	28.034	195		18	0	1:32.521	24.164	209	40.563	171	27.794	193	



ADAC Formel 4

Sector List Race 2

Provisional

Reg. Nr.: AMF CR 18/2020

Sunday, October 18, 2020 9:55:00



Red Bull Ring, Length: 4318m

Air temperature: 1°C

Track temperature: 9°C

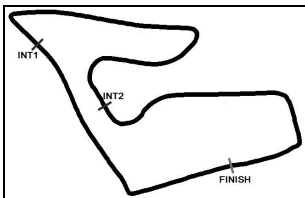
Weather condition: Dry

Lap	Id	Time	SE1	SP1	SE2	SP2	SE3	SP3	TSP	Lap	Id	Time	SE1	SP1	SE2	SP2	SE3	SP3	TSP
9	0	1:32.842	24.110	209	40.998	169	27.734	194		19	0	1:32.141	24.152	209	40.382	170	27.607	194	
10	0	1:32.174	23.979	211	40.598	169	27.597	195											

95 Lomko, RUS(#1)

theoretical besttime: 1:31.920

1	0	1:43.209	29.216	215	42.968	159	31.025	125		11	0	1:33.390	23.902	210	41.479	160	28.009	195	
2	0	2:16.487	34.718	136	54.420	108	47.349	193		12	0	1:32.812	23.840	216	41.113	162	27.859	197	
3	0	1:35.489	24.733	211	42.215	156	28.541	195		13	0	1:33.092	23.937	217	41.292	164	27.863	196	
4	0	1:35.168	24.529	214	42.250	160	28.389	194		14	0	1:32.595	23.939	216	40.867	166	27.789	196	
5	0	1:33.411	24.030	215	41.212	158	28.169	195		15	0	1:33.464	24.041	215	41.169	168	28.254	196	
6	0	1:33.251	23.986	215	41.232	163	28.033	194		16	0	1:33.215	23.913	213	41.371	168	27.931	197	
7	0	1:34.760	23.893	215	42.077	165	28.790	193		17	0	1:32.524	23.865	216	40.988	166	27.671	195	
8	0	1:34.380	24.117	211	41.847	160	28.416	195		18	0	1:32.219	23.959	211	40.694	169	27.566	195	
9	0	1:32.989	24.047	215	40.842	162	28.100	196		19	0	1:32.046	23.966	211	40.638	168	27.442	196	
10	0	1:33.594	24.011	212	41.615	166	27.968	196											



ADAC Formel 4

Lap Chart Race 2

Provisional



Red Bull Ring, Length: 4318 m

Sunday, October 18, 2020 9:55:00

LapCha	1	2	3	4	5	6	7	8	9	10	11	12	13	14	15	16	17	18	19	20	21	22	23	24	25	26	27	28	29	30	31	32	33	34	35	36	37	38	39	40	41	42	43	44	45					
LAP 1	17	52	58	29	87	6	77	95	23	3	4	7	SC																																					
LAP 2	17	52	58	29	87	6	95	77	23	3	4	7																																						
LAP 3	17	52	58	87	29	6	77	95	4	23	7	3																																						
LAP 4	17	52	58	29	87	77	6	4	95	23	3	7																																						
LAP 5	17	52	58	29	87	77	6	4	95	23	3	.7																																						
LAP 6	17	52	58	29	87	77	4	6	95	23	3	7'																																						
LAP 7	17	52	58	29	87	4	77	6	95	23	3	.7'																																						
LAP 8	17	52	29	58	87	4	77	6	23	95	3																																							
LAP 9	17	52	29	58	87	77	4	6	23	95	3																																							
LAP 10	17	52	29	58	87	77	4	6	23	95	3																																							
LAP 11	17	52	29	58	87	77	4	6	23	95	3																																							
LAP 12	17	52	29	58	87	77	4	6	23	95	3																																							
LAP 13	17	52	29	58	77	4	6	.87	23	95	3																																							
LAP 14	17	52	29	58	77	4	6	23	95	3	87																																							
LAP 15	17	52	29	58	77	4	6	23	95	3	87																																							
LAP 16	17	52	29	58	4	77	6	23	95	3	87																																							
LAP 17	17	52	29	58	4	77	6	95	23	3	87																																							
LAP 18	17	52	29	58	4	77	6	95	23	3	87																																							
LAP 19	17	52	29	58	4	77	6	95	23	3	87																																							

.- PITSTOP ' - LAP BEHIND

Swisstiming TIMING

www.adac.de/motorsport

