

Reg. Nr.: AMF CR 18/2020

Provisional

Result List

Stewards / Race Management

STEWARD	Harry Stüber
STEWARD	Wilhelm Singer
STEWARD	Johannes Maisel
RACE DIRECTOR	Christian Vormann
CLERK OF THE COURSE	Andy Meklau
TECHNICAL DELEGATE	Tim Zessack
CHIEF TIMEKEEPER	Daniel Schulze

Weather Start/Finish

AIR	0.0°C
TRACK	2.3°C
CONDITIONS	Dry
PRESSURE	940 hPa
AIR	0.0°C
TRACK	4.2°C
CONDITIONS	Dry
PRESSURE	940 hPa

Track Information

GREEN FLAG	8:30:00
CHEQUERED FLAG	8:50:00
SAFETY CAR PHASE	0
FULL COURSE YELLOW PHASE	0
TRACK NAME	Red Bull Ring
TRACK LENGTH	4318m
TURN COUNT	10
FASTEST LAP:	#69. DRR - 1:36.535

STARTED: 19 CLASSIFIED: 19 NOT CLASSIFIED: 0 DISQUALIFIED: 0

Nr.	Drivers	Team	Lap	Best Time	Gap	Diff	Kph	Day Time
Cl.	Car	Competitor						
1	69 F.Martin-Dye(GBR)/P.Dörr(DEU) J McLaren 570s GT4	Dörr Motorsport(DEU) Dörr Motorsport	5	1:36.535			161.0	8:40:12
2	59 A.Sizov(RUS)/C.Dreyspring(DEU) J McLaren 570s GT4	Dörr Motorsport(DEU) Dörr Motorsport	5	1:36.781	0.246	0.246	160.6	8:40:11
3	99 C.Jöns(DEU)/M.Siljehaug(NOR) McLaren 570s	Dörr Motorsport(DEU) Dörr Motorsport	5	1:37.042	0.507	0.261	160.1	8:43:48
4	8 M.Suabo(DEU)/M.Dienst(DEU) T Mercedes-AMG GT4	DLV-Team Schuetz Motorsport(DEU) DLV-Team Schuetz Motorsport	5	1:37.152	0.617	0.110	160.0	8:47:26
5	24 F.Janits(AUT)/R.Kofler(AUT) KTM X-BOW GT4 EVO	True Racing(AUT) True Racing	10	1:37.370	0.835	0.218	159.6	8:50:02
6	71 W.Tregurtha(GBR)/H.Sasse(DEU) J Audi R8 LMS GT4	T3-HRT-Motorsport(DEU) T3-HRT-Motorsport	4	1:37.399	0.864	0.029	159.5	8:50:45
7	13 J.Marschalkowski(DEU)/H.Still(DEU) J Mercedes-AMG GT4	Team Zakspeed(DEU) Team Zakspeed	9	1:37.426	0.891	0.027	159.5	8:51:19
8	19 L.O Dey(DEU)/A.Tauscher(DEU) J Porsche Cayman 718 GT4 MR	KÜS TEAM75 Bernhard(DEU) KÜS TEAM75 Bernhard	4	1:37.522	0.987	0.096	159.3	8:45:59
9	48 J.Apotheloz(CHE)/L.Trefz(DEU) J Mercedes-AMG GT4	MANN-FILTER Team HTP-WINWARD(DEU) HTP-WINWARD Motorsport	4	1:37.556	1.021	0.034	159.3	8:43:51
10	21 D.Fetzer(DEU)/J.Sturm(DEU) J Porsche Cayman 718 GT4 MR	Team Allied-Racing(DEU) Team Allied-Racing	6	1:37.642	1.107	0.086	159.2	8:42:04
11	2 G.Piana(ITA)/M.Schrey(DEU) BMW M4 GT4	Hofor Racing by Bonk Motorsport(CHE) Hofor Racing by Bonk Motorsport	8	1:38.142	1.607	0.500	158.3	8:43:37
12	9 T.Neumann(BUL)/J.Bölting(DEU) T Porsche Cayman 718 GT4 MR	DLV-Team Schuetz Motorsport(DEU) DLV-Team Schuetz Motorsport	4	1:38.430	1.895	0.288	157.9	8:44:58
13	10 J.Erlbacher(AUT)/C.Dupre(DEU) J Mercedes-AMG GT4	Dupre Motorsport Engineering(DEU) Dupre Motorsport Engineering	4	1:38.476	1.941	0.046	157.8	8:38:53
14	3 C.Hürtgen(DEU)/S.von Gartzen(DEU) BMW M4 GT4	Hofor Racing by Bonk Motorsport(CHE) Hofor Racing by Bonk Motorsport	8	1:38.570	2.035	0.094	157.7	8:46:58
15	26 T.Kieffer(LUX)/C.Kosch(LUX) T Porsche Cayman 718 GT4 MR	Team Allied-Racing(DEU) Team Allied-Racing	6	1:38.570	2.035		157.7	8:50:33
16	23 R.Falkenbach(DEU)/C.Piro(DEU) J Ginetta G55 GT4	Team piro sports Caffè d Italia(DEU) Team piro sports Caffè d Italia	4	1:38.651	2.116	0.081	157.5	8:44:55
17	27 S.Grotstollen(DEU)/G.Braun(DEU) T BMW M4 GT4	team lillestofff(DEU) team lillestofff	3	1:39.523	2.988	0.872	156.1	8:37:20
18	22 J.Kasperlik(DEU)/N.Möller-Madsen(DNK) Porsche Cayman 718 GT4 MR	Team Allied-Racing(DEU) Team Allied-Racing	3	1:40.223	3.688	0.700	155.1	8:35:48
19	14 J.Kreutzpointner(DEU)/A.Kreutzpointner(DEU) BMW M4 GT4	MRS GT-Racing(DEU) MRS GT-Racing	2	1:41.801	5.266	1.578	152.6	8:40:05

Did not start

89 J.Krabec(CZE)/L.Marionek(DEU) T KTM X-Bow GT4	RTR projects(CZE) RTR projects
---	-----------------------------------

Following race director decision cancellation of the relevant lap time for cars no. 14,10,27,71,22,9,26,21,99,8,13,69,48,19,59,3,2,23,24

Subject to final scrutineering!



Provisional

Result List

Nr. Drivers	Team	Lap	Best Time	Gap	Diff	Kph	Day Time
Cl. Car	Competitor						

Publication time:

Clerk of the Course: Andy Meklau

Timekeeper: Daniel Schulze



Provisional

Class Result List

Stewards / Race Management

STEWARD	Harry Stüber
STEWARD	Wilhelm Singer
STEWARD	Johannes Maisel
RACE DIRECTOR	Christian Vormann
CLERK OF THE COURSE	Andy Meklau
TECHNICAL DELEGATE	Tim Zessack
CHIEF TIMEKEEPER	Daniel Schulze

Weather Start/Finish

AIR	0.0°C
TRACK	2.3°C
CONDITIONS	Dry
PRESSURE	940 hPa
AIR	0.0°C
TRACK	4.2°C
CONDITIONS	Dry
PRESSURE	940 hPa

Track Information

GREEN FLAG	8:30:00
CHEQUERED FLAG	8:50:00
SAFETY CAR PHASE	0
FULL COURSE YELLOW PHASE	0
TRACK NAME	Red Bull Ring
TRACK LENGTH	4318m
TURN COUNT	10
FASTEST LAP:	#69. DRR - 1:36.535

STARTED: 19 CLASSIFIED: 19 NOT CLASSIFIED: 0 DISQUALIFIED: 0

Nr.	Drivers	Team	Lap	Best Time	Gap	Diff	Kph	Day Time
	Car	Competitor						

CLASS: Junior

Started: 9	Classified: 9	Not Classified: 0						
1	69 F.Martin-Dye(GBR)/P.Dörr(DEU) McLaren 570s GT4	Dörr Motorsport(DEU) Dörr Motorsport	5	1:36.535			161.0	8:40:12
2	59 A.Sizov(RUS)/C.Dreyspring(DEU) McLaren 570s GT4	Dörr Motorsport(DEU) Dörr Motorsport	5	1:36.781	0.246	0.246	160.6	8:40:11
3	71 W.Tregurtha(GBR)/H.Sasse(DEU) Audi R8 LMS GT4	T3-HRT-Motorsport(DEU) T3-HRT-Motorsport	4	1:37.399	0.864	0.618	159.5	8:50:45
4	13 J.Marschalkowski(DEU)/H.Still(DEU) Mercedes-AMG GT4	Team Zakspeed(DEU) Team Zakspeed	9	1:37.426	0.891	0.027	159.5	8:51:19
5	19 L.O Dey(DEU)/A.Tauscher(DEU) Porsche Cayman 718 GT4 MR	KÜS TEAM75 Bernhard(DEU) KÜS TEAM75 Bernhard	4	1:37.522	0.987	0.096	159.3	8:45:59
6	48 J.Apotheloz(CHE)/L.Trefz(DEU) Mercedes-AMG GT4	MANN-FILTER Team HTP-WINWARD(DEU) HTP-WINWARD Motorsport	4	1:37.556	1.021	0.034	159.3	8:43:51
7	21 D.Fetzer(DEU)/J.Sturm(DEU) Porsche Cayman 718 GT4 MR	Team Allied-Racing(DEU) Team Allied-Racing	6	1:37.642	1.107	0.086	159.2	8:42:04
8	10 J.Erlbacher(AUT)/C.Dupre(DEU) Mercedes-AMG GT4	Dupre Motorsport Engineering(DEU) Dupre Motorsport Engineering	4	1:38.476	1.941	0.834	157.8	8:38:53
9	23 R.Falkenbach(DEU)/C.Piro(DEU) Ginetta G55 GT4	Team piro sports Caffè d Italia(DEU) Team piro sports Caffè d Italia	4	1:38.651	2.116	0.175	157.5	8:44:55

CLASS: Trophy

Started: 4	Classified: 4	Not Classified: 0						
1	8 M.Suabo(DEU)/M.Dienst(DEU) Mercedes-AMG GT4	DLV-Team Schuetz Motorsport(DEU) DLV-Team Schuetz Motorsport	5	1:37.152			160.0	8:47:26
2	9 T.Neumann(BUL)/J.Börling(DEU) Porsche Cayman 718 GT4 MR	DLV-Team Schuetz Motorsport(DEU) DLV-Team Schuetz Motorsport	4	1:38.430	1.278	1.278	157.9	8:44:58
3	26 T.Kieffer(LUX)/C.Kosch(LUX) Porsche Cayman 718 GT4 MR	Team Allied-Racing(DEU) Team Allied-Racing	6	1:38.570	1.418	0.140	157.7	8:50:33
4	27 S.Grotstollen(DEU)/G.Braun(DEU) BMW M4 GT4	team lillestoff(DEU) team lillestoff	3	1:39.523	2.371	0.953	156.1	8:37:20

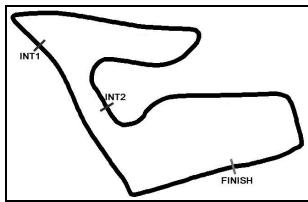
Did not start

89 J.Krabec(CZE)/L.Marionec(DEU) KTM X-Bow GT4	RTR projects(CZE) RTR projects
---	-----------------------------------

Following race director decision cancellation of the relevant lap time for cars no. 14,10,27,71,22,9,26,21,99,8,13,69,48,19,59,3,2,23,24

Subject to final scrutineering!

Publication time:	Clerk of the Course: Andy Meklau	Timekeeper: Daniel Schulze
-------------------	----------------------------------	----------------------------



ADAC GT4 Germany

Sector List Qualifying 2

Provisional



Reg. Nr.: AMF CR 18/2020

Sunday, October 18, 2020 8:30:00

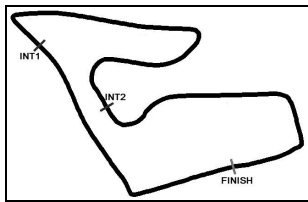
Red Bull Ring, Length: 4318m

Air temperature: 0°C

Track temperature: 3.4°C

Weather condition: Dry

Lap Id	Time	SE1	SP1	SE2	SP2	SE3	SP3	TSP	Lap Id	Time	SE1	SP1	SE2	SP2	SE3	SP3	TSP
2 Piana, ITA(#1) / Schrey, DEU(#2)									theoretical besttime: 1:38.016								
1	2	1:58.880	34.611	169	50.602	128	33.667	182	7	2	1:38.333	24.797	217	43.060	154	30.476	189
2	2	1:43.633	25.997	193	46.265	145	31.371	187	8	2	1:38.142	24.764	217	42.951	160	30.427	189
3	2	1:40.049	25.224	215	43.799	150	31.026	188	9	2	1:39.210	24.820	217	43.599	154	30.791	189
4	2	1:39.133	24.983	217	43.418	152	30.732	188	10	2	1:38.385	24.734	217	43.102	156	30.549	189
5	2	1:39.493	24.713	218	43.525	149	31.255	189	11	2	1:51.687	25.124	217	50.173	131	36.390	188
6	2	1:38.825	24.862	217	43.290	155	30.673	187	11	2	1:38.398	24.903	217	43.143	156	30.352	189
3 Hürtgen, DEU(#1) / von Gartzen, DEU(#2)									theoretical besttime: 1:38.533								
1	2	3:23.703	1:51.634	145	55.176	113	36.893	161	6	2	1:38.943	24.972	215	43.422	151	30.549	185
2	2	1:56.265	30.317	156	51.271	127	34.677	184	7	2	1:38.769	25.153	215	43.175	151	30.441	188
3	2	1:40.790	25.788	212	44.293	150	30.709	187	8	2	1:38.570	25.009	215	43.173	157	30.388	187
4	2	1:41.844	25.180	215	43.700	158	32.964	187	9	2	1:40.971	25.023	215	44.996	135	30.952	185
5	2	1:39.322	25.092	215	43.594	152	30.636	188	10	2	1:39.015	25.154	214	43.366	156	30.495	187
6	2	1:38.924	24.965	215	43.511	151	30.448	188									
8 Suabo, DEU(#1) / Dienst, DEU(#2)									theoretical besttime: 1:37.152								
1	2	6:52.339	5:20.687	136	55.704	120	35.948	140	4	2	1:37.683	24.781	216	42.860	157	30.042	190
2	2	2:14.658	34.135	134	58.524	121	41.999	182	5	2	1:37.152	24.686	215	42.600	160	29.866	190
3	2	1:47.700	25.651	211	48.853	142	33.196	189	6	2	1:37.080	24.658	215	42.548	161	29.874	190
3	2	1:38.105	24.868	215	43.118	156	30.119	190	6	2	1:37.203	24.635	216	42.598	158	29.970	190
3	2	1:37.640	24.716	215	42.916	155	30.008	190	6			31.207	136	1:02.322	106		
9 Neumann, BUL(#1) / Bölting, DEU(#2)									theoretical besttime: 1:38.258								
1	2	2:05.299	44.365	197	47.712	133	33.222	186	4	2	1:38.920	24.736	222	43.354	154	30.830	192
2	2	1:44.637	26.231	215	46.313	142	32.093	188	4	2	1:38.430	24.696	222	43.096	158	30.638	190
3	2	1:44.911	25.182	220	44.076	147	35.653		5	2	1:38.576	24.524	223	43.359	155	30.693	190
4	2	2:46.535	1:31.459	218	43.957	153	31.119	189	6	2	1:38.965	24.735	222	43.413	156	30.817	188
4	2	1:39.780	25.308	219	43.499	151	30.973	188	7	2	1:42.975	25.161	221	46.507	147	31.307	191
4	2	1:38.948	24.708	221	43.315	156	30.925	189	7	2	1:42.614	24.771	222	44.383	146	33.460	186
10 Erlbacher, AUT(#1) / Dupre, DEU(#2)									theoretical besttime: 1:38.328								
1	2	2:11.255	51.447	176	46.645	135	33.163	184	6	2	2:20.195	1:05.848	211	43.381	159	30.966	185
2	2	1:43.034	26.225	213	45.250	143	31.559	182	7	2	1:38.918	25.111	214	43.106	156	30.701	186
3	2	1:39.902	25.395	214	43.431	152	31.076	185	7	2	1:38.967	25.100	214	43.123	156	30.744	188
3	2	1:39.503	25.279	216	43.264	148	30.960	186	8	2	1:38.723	25.057	214	43.067	159	30.599	186
4	2	1:38.476	25.100	215	42.889	156	30.487	187	8	2	1:39.135	24.937	216	43.623	159	30.575	187
5	2	1:43.169	24.952	216	43.243	155	34.974		8	2	1:43.551	25.381	194	45.385	141	32.785	176
13 Marschalkowski, DEU(#1) / Still, DEU(#2)									theoretical besttime: 1:37.419								
1	2	4:30.003	2:59.842	120	55.169	125	34.992	182	6	2	1:37.910	24.808	216	42.885	154	30.217	188
2	2	1:49.516	27.032	194	48.983	128	33.501	182	7	2	1:37.858	24.852	215	42.872	157	30.134	189
3	2	1:53.086	26.380	211	44.519	145	42.187	188	8	2	1:40.304	24.869	215	42.651	155	32.784	189
4	2	1:38.717	24.866	215	43.635	160	30.216	189	8	2	1:37.986	24.745	215	43.029	154	30.212	190
5	2	1:38.173	25.014	214	43.024	156	30.135	190	9	2	1:37.426	24.750	217	42.634	158	30.042	190
5	2	1:37.736	24.838	215	42.632	157	30.266	186									
14 Kreuzpointner, DEU(#1) / Kreuzpointner, DEU(#2)									theoretical besttime: 1:41.801								
1	2	2:49.968	1:02.425	138	1:02.732	105	44.811	112	3	2	1:41.189	25.380	215	44.790	152	31.019	187
2	2	2:04.460	36.067	124	55.910	135	32.483	183	3	2	1:40.449	25.206	216	44.066	158	31.177	187
2	2	1:43.742	25.737	211	44.869	154	33.136	184	3	2	1:40.390	25.353	215	44.170	156	30.867	186
2	2	1:44.739	25.809	212	46.988	137	31.942	185	3	2	1:39.825	25.214	214	43.598	163	31.013	187
2	2	1:41.801	25.729	214	44.600	153	31.472	186	3	2	1:39.809	25.244	214	43.637	162	30.928	187
3	2	1:42.591	25.604	213	44.583	151	32.404	185	3			35.940	93	1:27.035	84		



ADAC GT4 Germany

Sector List Qualifying 2

Provisional



Reg. Nr.: AMF CR 18/2020

Sunday, October 18, 2020 8:30:00

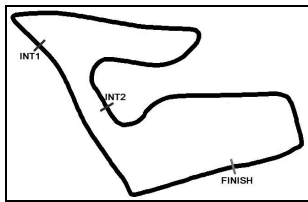
Red Bull Ring, Length: 4318m

Air temperature: 0°C

Track temperature: 3.4°C

Weather condition: Dry

Lap Id	Time	SE1	SP1	SE2	SP2	SE3	SP3	TSP	Lap Id	Time	SE1	SP1	SE2	SP2	SE3	SP3	TSP
19 O Dey, DEU(#1) / Tauscher, DEU(#2)									theoretical besttime: 1:37.522								
1	2	7:42.543	6:09.908	173	55.302	115	37.333	185	4	2	1:37.522	24.515	221	42.763	164	30.244	194
2	2	1:44.313	26.209	206	47.081	144	31.023	192	5	2	1:38.198	25.046	221	42.828	164	30.324	193
3	2	1:38.911	24.958	219	43.677	155	30.276	194	5	2	1:42.260	24.589	213	45.717	132	31.954	193
4	2	1:37.736	24.425	221	43.035	158	30.276	193	5	2	1:37.495	24.742	222	42.673	166	30.080	193
4	2	1:37.275	24.345	222	42.816	156	30.114	193	5			29.083	139	56.378	92		
21 Fetzer, DEU(#1) / Sturm, DEU(#2)									theoretical besttime: 1:37.569								
1	2	2:06.791	47.387	181	47.118	133	32.286	188	7	2	1:37.873	24.597	222	42.928	152	30.348	192
2	2	1:40.887	25.530	218	44.460	143	30.897	190	7	2	1:37.850	24.624	223	42.834	147	30.392	191
3	2	1:39.914	24.932	216	43.985	147	30.997	191	7	2	1:42.747	24.605	224	43.396	148	34.746	
4	2	1:38.231	24.701	222	43.129	145	30.401	192	8	2	2:45.808	1:32.399	220	42.993	152	30.416	192
5	2	1:37.644	24.565	223	42.856	146	30.223	193	9	2	1:45.665	24.714	222	43.254	151	37.697	
6	2	1:42.441	24.590	224	45.454	117	32.397	193	9						49		
6	2	1:37.642	24.490	222	42.876	151	30.276	192									
22 Kasperlik, DEU(#1) / Möller-Madsen, DNK(#2)									theoretical besttime: 1:40.223								
1	2	2:21.970	56.577	132	52.334	136	33.059	184	4	2	1:36.916	24.329	223	42.532	167	30.055	193
2	2	1:44.895	26.030	214	46.767	152	32.098	188	4	2	1:36.808	24.223	224	42.501	163	30.084	190
3	2	1:40.223	25.263	216	43.925	137	31.035	193	4	2	1:38.099	24.497	223	42.488	163	31.114	193
4	2	1:37.354	24.553	222	42.731	160	30.070	192	4	2	1:42.496	24.537	223	42.654	165	35.305	
4	2	1:38.978	24.436	223	42.737	158	31.805	193	4						49		
23 Falkenbach, DEU(#1) / Piro, DEU(#2)									theoretical besttime: 1:38.624								
1	2	9:55.181	8:31.248	191	51.975	137	31.958	182	5	2	1:43.369	27.964	153	44.473	145	30.932	185
2	2	1:40.936	25.799	208	44.400	145	30.737	184	6	2	1:38.946	25.241	210	43.187	155	30.518	186
3	2	1:39.386	25.441	209	43.659	153	30.286	186	6	2	1:38.834	25.240	210	43.332	150	30.262	186
4	2	1:38.651	25.267	209	43.299	155	30.085	186	7	2	2:10.999	25.268	210	51.939	127	53.792	
24 Janits, AUT(#1) / Kofler, AUT(#2)									theoretical besttime: 1:37.271								
1	2	3:21.927	1:55.548	170	50.802	126	35.577	166	7	2	1:37.400	24.635	216	42.716	145	30.049	189
2	2	1:51.358	27.496	180	48.476	106	35.386	186	8	2	1:37.435	24.669	216	42.737	150	30.029	189
3	2	1:39.181	25.227	215	43.647	149	30.307	189	9	2	1:44.992	28.091	172	46.176	140	30.725	190
4	2	1:37.887	24.755	216	43.102	149	30.030	189	10	2	1:37.578	24.687	217	42.878	147	30.013	188
5	2	1:37.442	24.645	217	42.774	147	30.023	189	10	2	1:37.370	24.632	217	42.806	148	29.932	189
6	2	1:38.849	24.623	217	42.734	149	31.492	187									
26 Kieffer, LUX(#1) / Kosch, LUX(#2)									theoretical besttime: 1:38.529								
1	2	2:58.238	1:14.957	142	58.485	106	44.796	124	5	2	1:37.935	24.821	220	42.962	159	30.152	191
2	2	2:08.872	35.031	143	55.257	105	38.584	183	5	2	1:50.627	24.939	220	50.156	85	35.532	188
3	2	1:48.198	26.786	207	46.680	131	34.732	186	5	2	1:40.164	24.955	219	43.461	152	31.748	189
4	2	1:53.830	34.721	106	47.135	154	31.974	187	6	2	1:39.199	24.868	219	43.175	163	31.156	189
4	2	1:38.790	24.987	219	43.360	164	30.443	191	6	2	1:38.570	24.942	220	43.144	165	30.484	190
5	2	1:38.399	24.781	220	43.427	168	30.191	191									
27 Grotstollen, DEU(#1) / Braun, DEU(#2)									theoretical besttime: 1:39.445								
1	2	2:10.861	48.532	196	49.060	140	33.269	184	5	2	1:39.123	24.836	217	43.909	148	30.378	188
2	2	1:48.636	26.278	213	46.020	147	36.338	185	5	2	1:55.143	26.222	172	52.181	125	36.740	176
3	2	1:40.668	25.683	214	44.266	141	30.719	189	5	2	1:54.165	28.962	158	51.210	123	33.993	186
3	2	1:39.523	25.054	217	43.939	145	30.530	190	6	2	1:39.764	25.231	214	43.572	147	30.961	188
4	2	1:38.586	24.721	219	43.520	154	30.345	190	6	2	1:39.382	25.055	215	43.529	152	30.798	188
4	2	1:44.627	24.976	219	45.533	139	34.118	189	6			30.261	137	51.433	116		
5	2	1:38.864	24.912	217	43.667	150	30.285	189									
48 Apotheloz, CHE(#1) / Trefz, DEU(#2)									theoretical besttime: 1:37.525								
1	2	5:27.758	3:56.874	146	53.688	129	37.196	157	4	2	1:37.556	24.688	217	42.893	154	29.975	191
2	2	1:50.962	28.860	187	49.781	121	32.321	188	5	2	1:39.054	24.657	218	43.043	146	31.354	191
3	2	1:38.790	25.020	217	43.497	158	30.273	190	6	2	1:37.189	24.667	217	42.690	153	29.832	191
4	2	1:38.168	24.838	217	43.171	154	30.159	190	6	2	2:09.154	26.067	196	48.328	141	54.759	



ADAC GT4 Germany

Sector List Qualifying 2

Provisional



Red Bull Ring, Length: 4318m

Air temperature: 0°C

Track temperature: 3.4°C

Weather condition: Dry

Reg. Nr.: AMF CR 18/2020

Sunday, October 18, 2020 8:30:00

Lap	Id	Time	SE1	SP1	SE2	SP2	SE3	SP3	TSP	Lap	Id	Time	SE1	SP1	SE2	SP2	SE3	SP3	TSP
4	2	1:37.514	24.713	218	42.895	154	29.906	191		6									63

59 Sizov, RUS(#1) / Dreyspring, DEU(#2)

theoretical besttime: 1:36.781

1	2	3:18.984	1:45.563	142	56.121	121	37.300	143		7	2	1:39.040	24.387	228	44.584	153	30.069	197	
2	2	1:57.854	32.635	154	51.510	118	33.709	191		7	2	1:36.816	24.156	230	42.731	154	29.929	190	
3	2	1:39.601	25.180	227	43.967	140	30.454	196		7	2	1:48.282	26.333	199	46.220	139	35.729	196	
4	2	1:37.236	24.615	230	42.781	156	29.840	196		8	2	1:39.586	24.356	227	42.942	151	32.288	175	
5	2	1:36.781	24.290	228	42.680	157	29.811	197		8	2	2:04.594	28.351	171	56.746	122	39.497	161	
6	2	1:37.512	24.326	228	42.791	150	30.395	196											

69 Martin-Dye, GBR(#1) / Dörr, DEU(#2)

theoretical besttime: 1:36.535

1	2	3:08.624	1:21.061	119	1:02.336	92	45.227	134		6	2	1:37.423	24.319	221	43.220	153	29.884	196	
2	2	2:08.851	35.539	148	58.350	109	34.962	189		6	2	1:41.373	24.101	230	42.789	161	34.483	196	
3	2	1:40.484	25.703	213	43.833	142	30.948	195		6	2	1:46.002	24.635	188	45.195	142	36.172	195	
4	2	1:37.433	24.209	231	43.103	152	30.121	196		6	2	1:47.038	24.382	230	42.811	152	39.845		
5	2	1:36.535	24.198	230	42.345	161	29.992	197		7							55		
6	2	1:36.505	24.007	231	42.445	156	30.053	196											

71 Tregurtha, GBR(#1) / Sasse, DEU(#2)

theoretical besttime: 1:37.388

1	2	2:33.463	1:04.789	110	53.559	118	35.115	159		3	2	1:37.862	24.763	217	43.042	153	30.057	192
2	2	1:47.214	27.346	213	48.334	138	31.534	187		3	2	1:37.428	24.664	219	42.894	158	29.870	192
3	2	1:41.132	25.078	216	45.378	147	30.676	189		3	2	1:37.466	24.544	220	42.828	147	30.094	192
3	2	1:39.285	24.765	217	43.917	150	30.603	190		4	2	1:36.965	24.410	220	42.569	151	29.986	192
3	2	1:38.268	24.827	217	43.369	148	30.072	190		4	2	1:39.779	24.520	219	44.353	144	30.906	191
3	2	1:37.923	24.643	217	43.131	153	30.149	191		4	2	1:37.399	24.555	219	42.760	151	30.084	191

99 Jöns, DEU(#1) / Siljehaug, NOR(#2)

theoretical besttime: 1:37.042

1	2	3:43.830	2:22.809	176	49.035	132	31.986	191		5	2	1:37.042	24.226	225	42.526	153	30.290	194	
2	2	1:40.379	25.620	224	43.809	140	30.950	194		6	2	1:38.126	24.327	224	43.068	141	30.731	194	
3	2	1:37.760	24.439	226	42.851	147	30.470	194		6	2	1:38.310	24.420	223	43.057	148	30.833	194	
4	2	1:52.594	25.198	198	51.000	137	36.396	193		6	2	1:44.741	24.370	225	43.606	141	36.765		
5	2	1:37.091	24.364	228	42.638	149	30.089	194		7							70		
5	2	1:38.623	24.985	221	43.094	146	30.544	195											