



Provisional

Result List

Stewards / Race Management

STEWARD	Harry Stüber
STEWARD	Wilhelm Singer
STEWARD	Johannes Maisel
RACE DIRECTOR	Christian Vormann
CLERK OF THE COURSE	Andy Meklau
TECHNICAL DELEGATE	Tim Zessack
CHIEF TIMEKEEPER	Daniel Schulze

Weather Start/Finish

AIR	9.0°C
TRACK	11.2°C
CONDITIONS	Dry
PRESSURE	935 hPa
AIR	11.8°C
TRACK	11.9°C
CONDITIONS	Dry
PRESSURE	935 hPa

Track Information

GREEN FLAG	15:45:03
CHEQUERED FLAG	16:47:07
SAFETY CAR PHASE	1
FULL COURSE YELLOW PHASE	0
TRACK NAME	Red Bull Ring
TRACK LENGTH	4318m
TURN COUNT	10
TOTAL DISTANCE	151.13km
FASTEST LAP:	#69. DRR - 1:38.049

STARTED: 19 CLASSIFIED: 17 NOT CLASSIFIED: 2 DISQUALIFIED: 0

Nr.	Drivers	Team	Laps	Total Time	Gap	Kph	Lap	Time	Kph
Cl.	Car	Competitor							
1	69 F.Martin-Dye(GBR)/P.Dörr(DEU) J McLaren 570s GT4	Dörr Motorsport(DEU) Dörr Motorsport	35	1:02:05.407		145.7	32	1:38.049	158.5
2	13 J.Marschalkowski(DEU)/H.Still(DEU) J Mercedes-AMG GT4	Team Zakspeed(DEU) Team Zakspeed	35	1:02:07.010	1.603	145.7	24	1:38.478	157.8
3	59 A.Sizov(RUS)/C.Dreyspring(DEU) J McLaren 570s GT4	Dörr Motorsport(DEU) Dörr Motorsport	35	1:02:10.599	5.192	145.5	29	1:38.114	158.4
4	21 D.Fetzer(DEU)/J.Sturm(DEU) J Porsche Cayman 718 GT4 MR	Team Allied-Racing(DEU) Team Allied-Racing	35	1:02:11.202	5.795	145.7	24	1:38.691	157.5
5	8 M.Suabo(DEU)/M.Dienst(DEU) T Mercedes-AMG GT4	DLV-Team Schuetz Motorsport(DEU) DLV-Team Schuetz Motorsport	35	1:02:11.444	6.037	145.9	26	1:38.534	157.7
6	99 C.Jöns(DEU)/M.Siljehaug(NOR) McLaren 570s	Dörr Motorsport(DEU) Dörr Motorsport	35	1:02:16.867	11.460	145.4	3	1:38.755	157.4
7	19 L.O Dey(DEU)/A.Tauscher(DEU) J Porsche Cayman 718 GT4 MR	KÜS TEAM75 Bernhard(DEU) KÜS TEAM75 Bernhard	35	1:02:17.607	12.200	145.5	30	1:38.834	157.2
8	48 J.Apotheloz(CHE)/L.Trefz(DEU) J Mercedes-AMG GT4	MANN-FILTER Team HTP-WINWARD(DEU) HTP-WINWARD Motorsport	35	1:02:17.983	12.576	145.4	30	1:38.926	157.1
9	71 W.Tregurtha(GBR)/H.Sasse(DEU) J Audi R8 LMS GT4	T3-HRT-Motorsport(DEU) T3-HRT-Motorsport	35	1:02:26.957	21.550	145.0	4	1:39.061	156.9
10	27 S.Grotstollen(DEU)/G.Braun(DEU) T BMW M4 GT4	team lillestoff(DEU) team lillestoff	35	1:02:27.816	22.409	145.0	22	1:39.374	156.4
11	3 C.Hürtgen(DEU)/S.von Gartzen(DEU) BMW M4 GT4	Hofor Racing by Bonk Motorsport(CHE) Hofor Racing by Bonk Motorsport	35	1:02:28.365	22.958	145.2	23	1:39.511	156.2
12	10 J.Erlbacher(AUT)/C.Dupre(DEU) J Mercedes-AMG GT4	Dupre Motorsport Engineering(DEU) Dupre Motorsport Engineering	35	1:02:42.549	37.142	144.5	33	1:40.318	154.9
13	9 T.Neumann(BUL)/J.Böling(DEU) T Porsche Cayman 718 GT4 MR	DLV-Team Schuetz Motorsport(DEU) DLV-Team Schuetz Motorsport	35	1:02:51.130	45.723	144.1	9	1:39.675	155.9
14	14 J.Kreutzpointner(DEU)/A.Kreutzpointner(DEU) BMW M4 GT4	MRS GT-Racing(DEU) MRS GT-Racing	35	1:03:01.669	56.262	143.8	33	1:40.658	154.4
15	24 F.Janits(AUT)/R.Kofler(AUT) KTM X-BOW GT4 EVO	True Racing(AUT) True Racing	35	1:03:14.301	1:08.894	143.2	5	1:39.094	156.8
16	26 T.Kieffer(LUX)/C.Kosch(LUX) T Porsche Cayman 718 GT4 MR	Team Allied-Racing(DEU) Team Allied-Racing	34	1:02:51.595	1 LAP	140.0	9	1:40.197	155.1
17	23 R.Falkenbach(DEU)/C.Piro(DEU) J Ginetta G55 GT4	Team piro sports Caffè d Italia(DEU) Team piro sports Caffè d Italia	34	1:02:53.949	1 LAP	139.8	34	1:40.140	155.2
Not classified									
22	J.Kasperlik(DEU)/N.Möller-Madsen(DNK) Porsche Cayman 718 GT4 MR	Team Allied-Racing(DEU) Team Allied-Racing	24	44:29.415	11LAPS	139.2	21	1:39.366	156.4
2	G.Piana(ITA)/M.Schrey(DEU) BMW M4 GT4	Hofor Racing by Bonk Motorsport(CHE) Hofor Racing by Bonk Motorsport	10	16:42.249	25LAPS	155.9	5	1:38.903	157.1

Fastest lap of the race. Car 69 driver Phil Dörr on lap 32. Time 1:38.049, average speed 158.5 km/h.

Subject to final scrutineering!



Provisional

Result List

Nr. Drivers	Team	Laps	Total Time	Gap	Kph	Lap	Time	Kph
Cl. Car	Competitor							

Publication time:

Clerk of the Course: Andy Meklau

Timekeeper: Daniel Schulze



Provisional

Class Result List

Stewards / Race Management

STEWARD	Harry Stüber
STEWARD	Wilhelm Singer
STEWARD	Johannes Maisel
RACE DIRECTOR	Christian Vormann
CLERK OF THE COURSE	Andy Meklau
TECHNICAL DELEGATE	Tim Zessack
CHIEF TIMEKEEPER	Daniel Schulze

Weather Start/Finish

AIR	9.0°C
TRACK	11.2°C
CONDITIONS	Dry
PRESSURE	935 hPa
AIR	11.8°C
TRACK	11.9°C
CONDITIONS	Dry
PRESSURE	935 hPa

Track Information

GREEN FLAG	15:45:03
CHEQUERED FLAG	16:47:07
SAFETY CAR PHASE	1
FULL COURSE YELLOW PHASE	0
TRACK NAME	Red Bull Ring
TRACK LENGTH	4318m
TURN COUNT	10
TOTAL DISTANCE	151.13km
FASTEST LAP:	#69. DRR - 1:38.049

STARTED: 19 CLASSIFIED: 17 NOT CLASSIFIED: 2 DISQUALIFIED: 0

Nr.	Drivers	Team	Laps	Total Time	Gap	Kph	Lap	Time	Kph
	Car	Competitor							

CLASS: Junior

Started: 9	Classified: 9	Not Classified: 0							
1	69 F.Martin-Dye(GBR)/P.Dörr(DEU) McLaren 570s GT4	Dörr Motorsport(DEU) Dörr Motorsport	35	1:02:05.407		145.7	32	1:38.049	158.5
2	13 J.Marschalkowski(DEU)/H.Still(DEU) Mercedes-AMG GT4	Team Zakspeed(DEU) Team Zakspeed	35	1:02:07.010	1.603	145.7	24	1:38.478	157.8
3	59 A.Sizov(RUS)/C.Dreyspring(DEU) McLaren 570s GT4	Dörr Motorsport(DEU) Dörr Motorsport	35	1:02:10.599	5.192	145.5	29	1:38.114	158.4
4	21 D.Fetzer(DEU)/J.Sturm(DEU) Porsche Cayman 718 GT4 MR	Team Allied-Racing(DEU) Team Allied-Racing	35	1:02:11.202	5.795	145.7	24	1:38.691	157.5
5	19 L.O Dey(DEU)/A.Tauscher(DEU) Porsche Cayman 718 GT4 MR	KÜS TEAM75 Bernhard(DEU) KÜS TEAM75 Bernhard	35	1:02:17.607	12.200	145.5	30	1:38.834	157.2
6	48 J.Apotheloz(CHE)/L.Trefz(DEU) Mercedes-AMG GT4	MANN-FILTER Team HTP-WINWARD(DEU) HTP-WINWARD Motorsport	35	1:02:17.983	12.576	145.4	30	1:38.926	157.1
7	71 W.Tregurtha(GBR)/H.Sasse(DEU) Audi R8 LMS GT4	T3-HRT-Motorsport(DEU) T3-HRT-Motorsport	35	1:02:26.957	21.550	145.0	4	1:39.061	156.9
8	10 J.Erlbacher(AUT)/C.Dupre(DEU) Mercedes-AMG GT4	Dupre Motorsport Engineering(DEU) Dupre Motorsport Engineering	35	1:02:42.549	37.142	144.5	33	1:40.318	154.9
9	23 R.Falkenbach(DEU)/C.Piro(DEU) Ginetta G55 GT4	Team piro sports Caffè d Italia(DEU) Team piro sports Caffè d Italia	34	1:02:53.949	1 LAP	139.8	34	1:40.140	155.2

Fastest lap of the class. Car 69 driver Phil Dörr on lap 32. Time 1:38.049, average speed 158.5 km/h.

CLASS: Trophy

Started: 4	Classified: 4	Not Classified: 0							
1	8 M.Suabo(DEU)/M.Dienst(DEU) Mercedes-AMG GT4	DLV-Team Schuetz Motorsport(DEU) DLV-Team Schuetz Motorsport	35	1:02:11.444		145.9	26	1:38.534	157.7
2	27 S.Grotstollen(DEU)/G.Braun(DEU) BMW M4 GT4	team lillestoff(DEU) team lillestoff	35	1:02:27.816	16.372	145.0	22	1:39.374	156.4
3	9 T.Neumann(BUL)/J.Bölting(DEU) Porsche Cayman 718 GT4 MR	DLV-Team Schuetz Motorsport(DEU) DLV-Team Schuetz Motorsport	35	1:02:51.130	39.686	144.1	9	1:39.675	155.9
4	26 T.Kieffer(LUX)/C.Kosch(LUX) Porsche Cayman 718 GT4 MR	Team Allied-Racing(DEU) Team Allied-Racing	34	1:02:51.595	1 LAP	140.0	9	1:40.197	155.1


Fastest lap of the class. Car 8 driver Marvin Dienst on lap 26. Time 1:38.534, average speed 157.7 km/h.

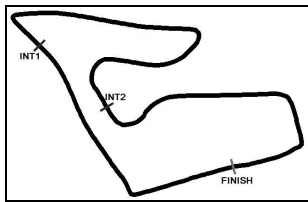
Subject to final scrutineering!

Publication time:

Clerk of the Course: Andy Meklau

Timekeeper: Daniel Schulze





ADAC GT4 Germany

Sector List Race 1

Provisional



Red Bull Ring, Length: 4318m

Air temperature: 11.76°C

Track temperature: 12.8°C

Weather condition: Dry

Reg. Nr.: AMF CR 18/2020

Saturday, October 17, 2020 15:45:00

Lap	Id	Time	SE1	SP1	SE2	SP2	SE3	SP3	TSP	Lap	Id	Time	SE1	SP1	SE2	SP2	SE3	SP3	TSP
17	2	2:03.152	27.639	139	54.092	96	41.421	191		35	2	1:40.206	24.820	219	43.984	147	31.402	193	
18	2	1:39.560	25.064	218	43.579	151	30.917	191											

71 Tregurtha, GBR(#1) / Sasse, DEU(#2)

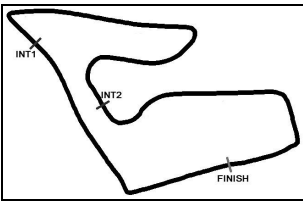
theoretical besttime: 1:38.544

1	1	1:43.992	27.579	205	45.218	149	31.195	187		19	2	1:41.435	25.638	216	44.948	149	30.849	189	
2	1	1:39.804	25.262	214	44.117	152	30.425	187		20	2	1:40.801	25.185	216	43.765	157	31.851	188	
3	1	1:39.604	25.312	214	43.607	158	30.685	187		21	2	1:39.637	25.069	217	43.696	152	30.872	187	
4	1	1:39.061	25.178	214	43.349	155	30.534	188		22	2	1:39.486	25.108	216	43.646	147	30.732	188	
5	1	1:39.084	25.070	217	43.457	153	30.557	187		23	2	1:40.101	25.051	215	44.004	155	31.046	187	
6	1	1:39.381	25.105	214	43.704	156	30.572	189		24	2	1:47.875	25.022	215	51.543	161	31.310	188	
7	1	1:39.363	25.424	213	43.289	155	30.650	187		25	2	1:39.260	24.997	215	43.585	156	30.678	188	
8	1	1:40.178	25.199	214	44.157	153	30.822	188		26	2	1:39.345	24.950	215	43.584	154	30.811	188	
9	1	1:58.591	25.259	215	43.768	153	30.564	188		27	2	1:39.154	24.943	216	43.584	157	30.627	188	
10	1	1:40.224	25.056	214	44.451	150	30.717	188		28	2	1:39.271	24.830	217	43.705	151	30.736	188	
11	1	1:39.706	25.191	213	43.545	154	30.970	186		29	2	1:39.410	24.894	218	43.730	150	30.786	190	
12	1	2:09.752	28.599	135	1:00.822	98	40.331	149		30	2	1:39.788	24.869	217	43.608	156	31.311	189	
13	1	2:11.472	31.897	135	1:00.043	108	39.532	147		31	2	1:39.668	24.974	219	43.733	151	30.961	187	
14	1	2:09.983	29.141	183	1:00.830	108	40.012	152		32	2	1:39.866	24.965	215	43.710	150	31.191	188	
15	1	2:16.362	32.132	140	1:00.026	107	44.204			33	2	1:39.569	24.975	215	43.704	154	30.890	189	
16	2	3:15.098	1:59.669	209	44.484	150	30.945	187		34	2	1:40.095	25.122	214	43.894	154	31.079	188	
17	2	1:58.092	25.389	211	52.587	110	40.116	187		35	2	1:40.605	25.129	215	44.057	144	31.419	187	
18	2	1:40.844	25.130	217	44.457	150	31.257	185											

99 Jöns, DEU(#1) / Siljehaug, NOR(#2)

theoretical besttime: 1:38.415

1	1	1:43.485	27.318	201	44.628	157	31.539	190		19	2	1:39.668	25.165	213	43.673	146	30.830	189	
2	1	1:38.762	24.584	224	43.179	150	30.999	190		20	2	1:39.703	25.165	214	43.477	152	31.061	189	
3	1	1:38.755	24.664	222	43.439	148	30.652	191		21	2	1:39.387	25.093	213	43.521	152	30.773	189	
4	1	1:39.770	24.998	219	43.940	145	30.832	188		22	2	1:40.328	25.472	214	43.849	155	31.007	188	
5	1	1:39.996	25.125	211	43.951	149	30.920	191		23	2	1:40.721	25.076	216	44.791	141	30.854	190	
6	1	1:38.875	24.702	218	43.380	140	30.793	188		24	2	1:39.520	25.049	217	43.743	145	30.728	189	
7	1	1:40.176	25.144	212	43.800	142	31.232	188		25	2	1:39.803	25.166	216	43.851	146	30.786	188	
8	1	1:39.723	25.027	219	43.781	144	30.915	192		26	2	1:40.105	25.172	214	43.702	147	31.231	189	
9	1	1:40.260	25.113	199	43.999	143	31.148	191		27	2	1:40.835	25.541	210	44.419	144	30.875	191	
10	1	1:40.297	25.046	213	44.204	143	31.047	191		28	2	1:39.543	24.937	217	43.800	148	30.806	192	
11	1	1:39.287	24.809	210	43.524	141	30.954	191		29	2	1:39.798	25.016	218	43.649	151	31.133	187	
12	1	2:09.884	28.477	118	1:00.906	100	40.501	147		30	2	1:39.625	25.036	216	43.608	149	30.981	189	
13	1	2:11.252	31.827	135	1:00.086	109	39.339	158		31	2	1:39.850	24.999	217	43.818	148	31.033	189	
14	1	2:10.208	29.114	170	1:00.994	108	40.100	152		32	2	1:39.572	25.035	216	43.544	154	30.993	190	
15	1	2:15.603	31.989	143	1:00.040	104	43.574			33	2	1:39.377	24.979	216	43.577	150	30.821	190	
16	1	3:10.728	1:55.207	211	44.362	144	31.159	188		34	2	1:39.415	24.902	217	43.585	151	30.928	190	
17	2	2:02.330	27.086	135	53.934	100	41.310	190		35	2	1:39.651	25.057	216	43.568	153	31.026	189	
18	2	1:40.575	25.468	213	44.279	142	30.828	189											



ADAC GT4 Germany

Lap Chart Race 1

Provisional



Red Bull Ring, Length: 4318 m

Saturday, October 17, 2020 15:45:00

LapCha	1	2	3	4	5	6	7	8	9	10	11	12	13	14	15	16	17	18	19	20	21	22	23	24	25	26	27	28	29	30	31	32	33	34	35	36	37	38	39	40	41	42	43	44	45			
LAP 35	69	13	59	21	8	99	19	48	71	27	3	10	9	14	24																																	

.- PITSTOP ' - LAPBEHIND