

## Race 1 Red Bull Ring



Reg. Nr.: AMF CR 18/2020

### Provisional

### Result List

#### Stewards / Race Management

STEWARD	Achim Loth
STEWARD	Yasin Özer
STEWARD	Karl-Heinz Stegner
RACE DIRECTOR	Niels Wittich
CLERK OF THE COURSE	Andy Meklau
TECHNICAL DELEGATE	Erik Wilhelmi
CHIEF TIMEKEEPER	Daniel Schulze

#### Weather Start/Finish

AIR	11.7°C
TRACK	14.2°C
CONDITIONS	Dry
PRESSURE	935 hPa
AIR	11.5°C
TRACK	9.0°C
CONDITIONS	Dry
PRESSURE	935 hPa

#### Track Information

GREEN FLAG	11:39:53
CHEQUERED FLAG	12:10:34
SAFETY CAR PHASE	0
FULL COURSE YELLOW PHASE	0
TRACK NAME	Red Bull Ring
TRACK LENGTH	4318m
TURN COUNT	10
TOTAL DISTANCE	86.36km
FASTEST LAP:	#4. BER - 1:31.595

STARTED: 12 CLASSIFIED: 12 NOT CLASSIFIED: 0 DISQUALIFIED: 0

Nr.	Drivers	Team	Laps	Total Time	Gap	Kph	Lap	Time	Kph
Cl.	Car	Competitor							
1	17 J.Edgar(GBR) ADAC Formel 4	(T) Van Amersfoort Racing(NLD) Van Amersfoort Racing	20	30:42.108		169.0	5	1:31.644	169.6
2	4 V.Bernier(FRA) ADAC Formel 4	(T) R-ACE GP(FRA) R-ACE GP	20	30:42.484	0.376	169.1	6	1:31.595	169.7
3	52 J.Crawford(USA) ADAC Formel 4	(T) Van Amersfoort Racing(NLD) Van Amersfoort Racing	20	30:46.198	4.090	168.8	19	1:31.606	169.6
4	58 E.Seppänen(FIN) ADAC Formel 4	(T) US Racing(DEU) US Racing	20	31:00.134	18.026	167.6	11	1:32.204	168.5
5	77 T.Tramnitz(DEU) R ADAC Formel 4	US Racing(DEU) US Racing	20	31:00.779	18.671	167.5	11	1:32.293	168.4
6	87 O.Bearman(GBR) R ADAC Formel 4	(T) US Racing(DEU) US Racing	20	31:08.072	25.964	167.0	12	1:32.075	168.8
7	95 V.Lomko(RUS) R ADAC Formel 4	US Racing(DEU) US Racing	20	31:08.754	26.646	166.9	20	1:31.948	169.0
8	7 J.Knopp(CZE) R ADAC Formel 4	(T) ADAC Berlin-Brandenburg e.V.(DEU) ADAC Berlin-Brandenburg e.V.	20	31:10.905	28.797	166.8	12	1:32.165	168.6
9	29 J.Dürksen(DEU) ADAC Formel 4	(T) ADAC Berlin-Brandenburg e.V.(DEU) ADAC Berlin-Brandenburg e.V.	20	31:14.256	32.148	166.6	7	1:31.608	169.6
10	3 R.Meyuhas(ISR) ADAC Formel 4	R-ACE GP(FRA) R-ACE GP	20	31:17.423	35.315	166.2	12	1:32.847	167.4
11	6 K.Smal(RUS) R ADAC Formel 4	(T) R-ACE GP(FRA) R-ACE GP	20	31:32.197	50.089	167.5	15	1:32.000	168.9
12	23 E.Zuniga(MEX) R ADAC Formel 4	ADAC Berlin-Brandenburg e.V.(DEU) ADAC Berlin-Brandenburg e.V.	20	31:37.819	55.711	164.4	13	1:32.317	168.3

Fastest lap of the race. Car 4 driver Victor Bernier on lap 6. Time 1:31.595, average speed 169.7 km/h.

Following race director decision - 5s time penalty for the car no. 29

Following race director decision drive through penalty converted into a time penalty of 30 seconds for car no. 6

T = nominated for Team Classification

Subject to final scrutineering!		
Publication time:	Clerk of the Course: Andy Meklau	Timekeeper: Daniel Schulze

## Race 1 Red Bull Ring



Reg. Nr.: AMF CR 18/2020

### Provisional

### Class Result List

#### Stewards / Race Management

STEWARD	Achim Loth
STEWARD	Yasin Özer
STEWARD	Karl-Heinz Stegner
RACE DIRECTOR	Niels Wittich
CLERK OF THE COURSE	Andy Meklau
TECHNICAL DELEGATE	Erik Wilhelmi
CHIEF TIMEKEEPER	Daniel Schulze

#### Weather Start/Finish

AIR	11.7°C
TRACK	14.2°C
CONDITIONS	Dry
PRESSURE	935 hPa
AIR	11.5°C
TRACK	9.0°C
CONDITIONS	Dry
PRESSURE	935 hPa

#### Track Information

GREEN FLAG	11:39:53
CHEQUERED FLAG	12:10:34
SAFETY CAR PHASE	0
FULL COURSE YELLOW PHASE	0
TRACK NAME	Red Bull Ring
TRACK LENGTH	4318m
TURN COUNT	10
TOTAL DISTANCE	86.36km
FASTEST LAP:	#4. BER - 1:31.595

STARTED: 12 CLASSIFIED: 12 NOT CLASSIFIED: 0 DISQUALIFIED: 0

Nr.	Drivers	Team	Laps	Total Time	Gap	Kph	Lap	Time	Kph
	Car	Competitor							

#### CLASS: Rookie

Started: 6	Classified: 6	Not Classified: 0							
1	77 T.Tramnitz(DEU) ADAC Formel 4	US Racing(DEU) US Racing	20	31:00.779		167.5	11	1:32.293	168.4
2	87 O.Bearman(GBR) ADAC Formel 4	US Racing(DEU) US Racing	20	31:08.072	7.293	167.0	12	1:32.075	168.8
3	95 V.Lomko(RUS) ADAC Formel 4	US Racing(DEU) US Racing	20	31:08.754	7.975	166.9	20	1:31.948	169.0
4	7 J.Knopp(CZE) ADAC Formel 4	ADAC Berlin-Brandenburg e.V.(DEU) ADAC Berlin-Brandenburg e.V.	20	31:10.905	10.126	166.8	12	1:32.165	168.6
5	6 K.Smal(RUS) ADAC Formel 4	R-ACE GP(FRA) R-ACE GP	20	31:32.197	31.418	167.5	15	1:32.000	168.9
6	23 E.Zuniga(MEX) ADAC Formel 4	ADAC Berlin-Brandenburg e.V.(DEU) ADAC Berlin-Brandenburg e.V.	20	31:37.819	37.040	164.4	13	1:32.317	168.3

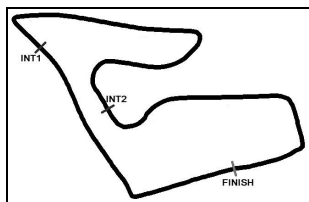
Fastest lap of the class. Car 95 driver Vladislav Lomko on lap 20. Time 1:31.948, average speed 169.0 km/h.

Following race director decision - 5s time penalty for the car no. 29

Following race director decision drive through penalty converted into a time penalty of 30 seconds for car no. 6

T = nominated for Team Classification

Subject to final scrutineering!		
Publication time:	Clerk of the Course: Andy Meklau	Timekeeper: Daniel Schulze



# ADAC Formel 4



## Sector List Race 1

Provisional

Reg. Nr.: AMF CR 18/2020

Saturday, October 17, 2020 11:40:00

Red Bull Ring, Length: 4318m

Air temperature: 11.48°C

Track temperature: 15.3°C

Weather condition: Dry

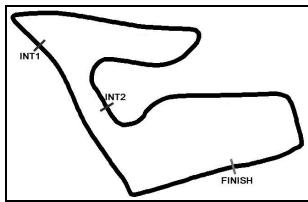
Lap Id	Time	SE1	SP1	SE2	SP2	SE3	SP3	TSP	Lap Id	Time	SE1	SP1	SE2	SP2	SE3	SP3	TSP
<b>3</b> Meyuhas, ISR(#1)								<b>theoretical besttime: 1:32.672</b>									
1	0	1:40.800	29.039	210	42.902	160	28.859	193	11	0	1:33.048	24.153	212	40.971	172	27.924	193
2	0	1:35.177	24.629	<b>215</b>	41.911	157	28.637	193	12	<b>0</b>	<b>1:32.847</b>	24.148	212	40.841	171	27.858	193
3	0	1:34.652	24.268	213	41.925	165	28.459	<b>194</b>	13	0	1:33.700	24.279	211	41.164	171	28.257	192
4	0	1:34.717	24.761	213	41.643	165	28.313	194	14	0	1:33.144	24.253	211	40.933	171	27.958	192
5	0	1:33.439	24.185	213	41.135	169	28.119	193	15	0	1:32.988	<b>24.088</b>	<b>211</b>	41.043	172	27.857	193
6	0	1:34.049	24.473	211	41.320	168	28.256	193	16	0	1:33.112	24.171	211	40.946	173	27.995	192
7	0	1:33.401	24.285	211	41.034	170	28.082	193	17	0	1:33.009	24.201	211	40.880	171	27.928	193
8	0	1:33.022	24.116	212	40.876	<b>173</b>	28.030	193	18	0	1:33.250	24.221	211	<b>40.836</b>	<b>173</b>	28.193	192
9	0	1:33.271	24.189	211	41.006	173	28.076	193	19	0	1:33.362	24.275	211	41.125	171	27.962	193
10	0	1:33.359	24.138	211	41.109	170	28.112	192	20	0	1:33.076	24.188	210	41.140	172	<b>27.748</b>	<b>194</b>

Lap Id	Time	SE1	SP1	SE2	SP2	SE3	SP3	TSP	Lap Id	Time	SE1	SP1	SE2	SP2	SE3	SP3	TSP
<b>4</b> Bernier, FRA(#1)								<b>theoretical besttime: 1:31.338</b>									
1	0	1:36.211	26.920	210	41.332	165	27.959	195	11	0	1:31.663	23.791	215	40.365	167	27.507	196
2	0	1:32.508	24.163	213	40.610	167	27.735	196	12	0	1:31.750	23.822	214	<b>40.227</b>	<b>168</b>	27.701	196
3	0	1:31.994	23.916	213	40.488	166	27.590	<b>197</b>	13	0	1:31.873	23.779	215	40.510	167	27.584	196
4	0	1:32.122	23.986	214	40.526	166	27.610	196	14	0	1:31.836	23.854	215	40.443	168	27.539	196
5	0	1:31.650	23.872	214	40.368	168	<b>27.410</b>	197	15	0	1:31.951	23.774	215	40.342	168	27.835	196
6	<b>0</b>	<b>1:31.595</b>	23.774	214	40.356	169	27.465	197	16	0	1:32.125	23.863	215	40.517	165	27.745	196
7	0	1:31.691	23.731	<b>215</b>	40.476	169	27.484	197	17	0	1:32.099	23.836	215	40.595	165	27.668	196
8	0	1:31.790	<b>23.701</b>	215	40.567	<b>170</b>	27.522	196	18	0	1:32.089	23.760	215	40.485	168	27.844	195
9	0	1:31.755	23.744	214	40.381	168	27.630	196	19	0	1:31.866	23.790	215	40.437	167	27.639	196
10	0	1:31.734	23.816	214	40.368	169	27.550	196	20	0	1:32.182	23.835	215	40.433	166	27.914	196

Lap Id	Time	SE1	SP1	SE2	SP2	SE3	SP3	TSP	Lap Id	Time	SE1	SP1	SE2	SP2	SE3	SP3	TSP
<b>6</b> Smal, RUS(#1)								<b>theoretical besttime: 1:31.779</b>									
1	0	1:39.854	28.399	212	42.956	160	28.499	194	11	0	1:32.424	24.065	210	40.800	173	27.559	193
2	0	1:34.771	24.676	211	41.934	164	28.161	<b>196</b>	12	0	1:32.433	24.087	209	40.770	172	27.576	193
3	0	1:33.974	24.489	212	41.627	168	27.858	193	13	0	1:32.125	23.991	211	40.696	174	<b>27.438</b>	<b>193</b>
4	0	1:34.553	24.168	210	42.474	169	27.911	194	14	0	1:32.075	23.977	211	40.529	174	27.569	193
5	0	1:32.650	24.161	212	40.675	171	27.814	194	15	<b>0</b>	<b>1:32.000</b>	23.976	210	<b>40.475</b>	<b>174</b>	27.549	193
6	0	1:32.483	23.960	<b>213</b>	40.752	171	27.771	195	16	0	1:32.132	<b>23.866</b>	<b>212</b>	40.564	173	27.702	193
7	0	1:34.144	24.359	210	41.497	174	28.288	191	17	0	1:32.486	23.927	211	40.941	173	27.618	193
8	0	1:32.513	24.120	211	40.677	173	27.716	193	18	0	1:32.073	23.936	212	40.531	173	27.606	193
9	0	1:32.700	24.013	210	40.959	169	27.728	193	19	0	1:32.131	23.978	211	40.538	173	27.615	194
10	0	1:32.256	24.069	210	40.697	173	27.490	193	20	0	1:32.420	23.923	211	40.714	171	27.783	193

Lap Id	Time	SE1	SP1	SE2	SP2	SE3	SP3	TSP	Lap Id	Time	SE1	SP1	SE2	SP2	SE3	SP3	TSP
<b>7</b> Knopp, CZE(#1)								<b>theoretical besttime: 1:32.063</b>									
1	0	1:40.941	29.244	215	42.892	155	28.805	<b>197</b>	11	0	1:32.584	23.972	213	40.898	171	27.714	196
2	0	1:34.198	24.330	215	41.762	156	28.106	197	12	<b>0</b>	<b>1:32.165</b>	23.945	213	<b>40.565</b>	<b>170</b>	27.655	196
3	0	1:33.972	24.065	206	41.934	162	27.973	196	13	0	1:32.498	23.972	213	40.703	170	27.823	195
4	0	1:33.159	24.079	216	41.181	165	27.899	193	14	0	1:32.182	23.968	213	40.583	171	<b>27.631</b>	<b>196</b>
5	0	1:32.945	24.049	213	41.011	167	27.885	194	15	0	1:32.258	23.953	213	40.664	174	27.641	195
6	0	1:32.991	24.012	213	40.868	172	28.111	193	16	0	1:32.540	<b>23.867</b>	<b>214</b>	40.752	170	27.921	194
7	0	1:34.533	24.393	211	41.520	177	28.620	195	17	0	1:34.218	24.051	213	42.021	161	28.146	196
8	0	1:33.098	24.121	213	41.120	167	27.857	194	18	0	1:33.649	24.324	213	41.417	167	27.908	196
9	0	1:33.472	23.913	213	41.547	<b>178</b>	28.012	194	19	0	1:34.055	23.880	217	42.076	168	28.099	195
10	0	1:32.588	23.990	213	40.663	175	27.935	195	20	0	1:32.859	23.900	215	40.666	171	28.293	194

Lap Id	Time	SE1	SP1	SE2	SP2	SE3	SP3	TSP	Lap Id	Time	SE1	SP1	SE2	SP2	SE3	SP3	TSP
<b>17</b> Edgar, GBR(#1)								<b>theoretical besttime: 1:31.529</b>									
1	0	1:34.912	26.062	211	41.007	166	27.843	196	11	0	1:31.757	23.864	212	40.405	170	27.488	196
2	0	1:32.632	24.169	<b>213</b>	40.762	170	27.701	196	12	0	1:31.856	23.904	212	40.467	170	27.485	196
3	0	1:32.322	24.039	213	40.686	170	27.597	196	13	0	1:31.842	23.859	212	40.549	170	27.434	196
4	0	1:32.101	23.979	213	40.575	170	27.547	<b>196</b>	14	0	1:31.804	23.900	213	40.446	172	27.458	196
5	<b>0</b>	<b>1:31.644</b>	<b>23.840</b>	213	40.413	171	<b>27.391</b>	196	15	0	1:31.956	23.861	212	40.535	170	27.560	195
6	0	1:31.856	23.908	212	40.429	171	27.519	196	16	0	1:32.320	23.983	212	40.729	168	27.608	194
7	0	1:31.720	23.960	212	<b>40.298</b>	171	27.462	195	17	0	1:31.957	23.856	212	40.531	169	27.570	195
8	0	1:31.663	23.868	212	40.347	<b>173</b>	27.448	195	18	0	1:32.034	23.867	212	40.521	170	27.646	195
9	0	1:31.808	23.882	212	40.457	171	27.469	194	19	0	1:31.942	23.935	213	40.441	169	27.566	196
10	0	1:31.658	23.857	212	40.381	171	27.420	196	20	0	1:32.324	23.861	212	40.553	165	27.910	193



# ADAC Formel 4

## Sector List Race 1

Provisional



Red Bull Ring, Length: 4318m

Air temperature: 11.48°C

Track temperature: 15.3°C

Weather condition: Dry

Reg. Nr.: AMF CR 18/2020

Saturday, October 17, 2020 11:40:00

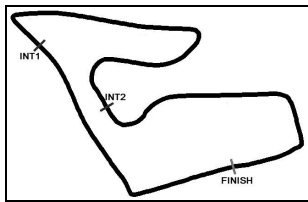
Lap Id	Time	SE1	SP1	SE2	SP2	SE3	SP3	TSP	Lap Id	Time	SE1	SP1	SE2	SP2	SE3	SP3	TSP
<b>23 Zuniga, MEX(#1)</b>									<b>theoretical besttime: 1:32.269</b>								
1	0	1:41.410	29.597	213	42.867	153	28.946	194	11	0	1:32.914	23.916	216	40.908	159	28.090	196
2	0	1:34.865	24.243	<b>219</b>	42.024	156	28.598	195	12	0	1:32.640	24.001	214	40.747	156	27.892	196
3	0	1:33.870	24.072	219	41.416	160	28.382	<b>198</b>	13	<b>0</b>	<b>1:32.317</b>	23.878	215	<b>40.717</b>	<b>159</b>	<b>27.722</b>	<b>196</b>
4	0	1:34.049	24.804	215	41.236	159	28.009	196	14	0	1:34.081	23.946	214	41.463	126	28.672	193
5	0	1:32.930	24.002	217	40.950	<b>166</b>	27.978	195	15	0	1:33.113	24.102	213	40.956	160	28.055	193
6	0	1:32.679	23.995	215	40.851	159	27.833	195	16	0	1:33.132	24.286	213	40.743	156	28.103	192
7	0	1:33.772	24.031	215	41.524	155	28.217	195	17	0	1:39.192	24.145	213	40.784	161	34.263	
8	0	1:33.085	<b>23.830</b>	216	41.202	157	28.053	196	18	0	1:50.597	41.308	210	41.276	159	28.013	194
9	0	1:33.813	23.934	215	41.539	160	28.340	194	19	0	1:33.160	24.280	212	40.746	159	28.134	193
10	0	1:33.351	24.214	217	41.026	159	28.111	195	20	0	1:32.849	24.070	211	40.756	162	28.023	192

<b>29 Dürksen, DEU(#1)</b>									<b>theoretical besttime: 1:31.532</b>								
1	0	1:36.742	27.211	213	41.543	168	27.988	196	11	0	1:31.750	23.824	214	40.455	165	27.471	196
2	0	1:33.610	24.351	212	41.626	161	27.633	197	12	0	1:31.722	23.789	213	40.504	166	27.429	196
3	0	1:33.188	24.315	211	41.103	164	27.770	196	13	0	1:31.775	23.823	213	40.535	168	27.417	196
4	0	1:32.221	24.065	213	40.701	164	27.455	197	14	0	1:31.769	23.819	214	40.482	166	27.468	196
5	0	1:32.100	23.942	213	40.692	166	27.466	196	15	0	1:33.010	23.797	214	41.298	165	27.915	194
6	0	1:31.921	23.944	213	40.553	<b>168</b>	27.424	196	16	0	1:31.704	23.825	214	40.424	166	27.455	197
7	<b>0</b>	<b>1:31.608</b>	23.836	213	<b>40.367</b>	166	<b>27.405</b>	197	17	0	1:36.446	23.775	214	40.432	167	32.239	
8	0	1:31.789	23.815	213	40.477	163	27.497	196	18	0	1:50.133	41.167	214	40.975	165	27.991	196
9	0	1:31.860	23.848	213	40.487	165	27.525	195	19	0	1:32.311	23.818	218	40.799	163	27.694	197
10	0	1:31.626	23.808	213	40.387	165	27.431	197	20	0	1:31.971	<b>23.760</b>	<b>217</b>	40.710	165	27.501	198

<b>52 Crawford, USA(#1)</b>									<b>theoretical besttime: 1:31.410</b>								
1	0	1:37.217	27.556	213	41.696	162	27.965	197	11	0	1:31.680	23.738	216	40.388	167	27.554	197
2	0	1:33.706	23.926	<b>219</b>	41.861	161	27.919	<b>198</b>	12	0	1:31.664	23.782	216	40.407	168	27.475	198
3	0	1:33.150	23.955	216	41.385	163	27.810	197	13	0	1:31.785	<b>23.654</b>	<b>217</b>	40.570	168	27.561	197
4	0	1:32.552	23.949	216	40.979	166	27.624	197	14	0	1:31.818	23.705	217	40.538	168	27.575	196
5	0	1:32.090	23.893	215	40.705	168	27.492	196	15	0	1:32.867	23.721	216	40.816	167	28.330	194
6	0	1:31.765	23.795	215	40.482	169	27.488	198	16	0	1:32.028	23.776	217	40.627	168	27.625	196
7	0	1:31.688	23.771	216	40.466	168	27.451	196	17	0	1:31.881	23.727	215	40.425	167	27.729	195
8	0	1:31.679	23.779	215	40.503	171	27.397	197	18	0	1:31.939	23.865	213	40.541	169	27.533	196
9	0	1:31.662	23.726	216	<b>40.360</b>	168	27.576	196	19	<b>0</b>	<b>1:31.606</b>	23.781	214	40.406	171	27.419	196
10	0	1:31.743	23.810	216	40.439	168	27.494	197	20	0	1:31.678	23.818	213	40.464	172	<b>27.396</b>	<b>196</b>

<b>58 Seppänen, FIN(#1)</b>									<b>theoretical besttime: 1:32.019</b>								
1	0	1:38.839	27.853	209	42.377	162	28.609	192	11	<b>0</b>	<b>1:32.204</b>	23.892	214	<b>40.610</b>	<b>167</b>	27.702	195
2	0	1:33.742	24.299	213	41.291	163	28.152	194	12	0	1:32.317	23.869	214	40.678	167	27.770	195
3	0	1:33.183	24.113	214	40.988	166	28.082	194	13	0	1:32.355	23.816	215	40.761	167	27.778	194
4	0	1:32.970	24.021	215	40.938	165	28.011	<b>195</b>	14	0	1:33.542	23.853	217	41.526	161	28.163	193
5	0	1:32.565	23.917	215	40.788	166	27.860	195	15	0	1:33.045	23.827	214	41.372	166	27.846	193
6	0	1:32.470	23.860	216	40.760	166	27.850	194	16	0	1:32.610	23.980	211	40.828	168	27.802	193
7	0	1:32.594	23.946	214	40.818	165	27.830	194	17	0	1:32.469	23.956	211	40.830	166	<b>27.683</b>	<b>194</b>
8	0	1:32.819	<b>23.726</b>	<b>217</b>	41.238	168	27.855	194	18	0	1:32.399	23.961	211	40.707	167	27.731	193
9	0	1:32.427	23.882	214	40.740	165	27.805	194	19	0	1:32.547	23.978	212	40.773	170	27.796	194
10	0	1:32.590	23.892	214	40.860	165	27.838	193	20	0	1:32.447	23.974	211	40.702	169	27.771	193

<b>77 Tramnitz, DEU(#1)</b>									<b>theoretical besttime: 1:32.113</b>								
1	0	1:38.161	27.745	213	42.010	162	28.406	193	11	<b>0</b>	<b>1:32.293</b>	24.008	211	<b>40.546</b>	<b>169</b>	<b>27.739</b>	<b>193</b>
2	0	1:33.862	24.319	212	41.261	164	28.282	191	12	0	1:32.361	24.041	211	40.577	168	27.743	192
3	0	1:33.265	24.166	212	40.952	166	28.147	194	13	0	1:32.593	24.057	211	40.675	170	27.861	192
4	0	1:33.001	24.040	213	40.936	165	28.025	194	14	0	1:33.602	24.065	211	41.521	169	28.016	192
5	0	1:32.560	24.025	213	40.667	170	27.868	193	15	0	1:34.143	24.147	211	41.881	166	28.115	194
6	0	1:32.333	23.994	212	40.597	170	27.742	194	16	0	1:32.515	23.904	215	40.656	169	27.955	194
7	0	1:32.734	24.054	212	40.899	169	27.781	192	17	0	1:32.574	23.928	214	40.710	167	27.936	195
8	0	1:32.609	24.015	211	40.821	<b>173</b>	27.773	193	18	0	1:32.309	<b>23.828</b>	<b>215</b>	40.662	166	27.819	194
9	0	1:32.464	23.980	211	40.676	169	27.808	192	19	0	1:32.389	23.923	215	40.581	169	27.885	195
10	0	1:32.414	24.036	211	40.632	170	27.746	192	20	0	1:32.597	23.928	215	40.681	167	27.988	193



# ADAC Formel 4

## Sector List Race 1

Provisional



Red Bull Ring, Length: 4318m

Air temperature: 11.48°C

Track temperature: 15.3°C

Weather condition: Dry

Reg. Nr.: AMF CR 18/2020

Saturday, October 17, 2020 11:40:00

Lap Id	Time	SE1	SP1	SE2	SP2	SE3	SP3	TSP	Lap Id	Time	SE1	SP1	SE2	SP2	SE3	SP3	TSP
<b>87 Bearman, GBR(#1)</b>									<b>theoretical besttime: 1:31.841</b>								
1	0	1:40.173	29.226	214	42.254	155	28.693	195	11	0	1:32.597	24.102	213	40.729	164	27.766	194
2	0	1:38.176	24.317	213	45.455	156	28.404	192	12	0	<b>1:32.075</b>	23.968	212	<b>40.461</b>	<b>165</b>	27.646	195
3	0	1:33.275	24.284	211	41.025	165	27.966	194	13	0	1:32.311	23.935	212	40.474	169	27.902	194
4	0	1:33.049	24.009	216	41.004	164	28.036	195	14	0	1:32.170	23.924	213	40.462	167	27.784	195
5	0	1:32.766	23.971	215	40.912	164	27.883	196	15	0	1:32.151	23.853	213	40.637	165	27.661	194
6	0	1:32.751	24.034	215	40.882	165	27.835	196	16	0	1:32.289	23.865	213	40.565	168	27.859	195
7	0	1:33.591	23.862	<b>217</b>	41.334	153	28.395	195	17	0	1:33.600	<b>23.838</b>	<b>215</b>	41.628	169	28.134	193
8	0	1:33.114	23.915	217	41.279	163	27.920	196	18	0	1:33.448	24.622	209	41.127	166	27.699	193
9	0	1:33.058	23.885	217	41.031	162	28.142	<b>197</b>	19	0	1:32.121	24.048	211	40.531	169	<b>27.542</b>	<b>194</b>
10	0	1:32.971	24.173	214	40.999	166	27.799	193	20	0	1:32.386	23.969	211	40.532	171	27.885	192

Lap Id	Time	SE1	SP1	SE2	SP2	SE3	SP3	TSP	Lap Id	Time	SE1	SP1	SE2	SP2	SE3	SP3	TSP
<b>95 Lomko, RUS(#1)</b>									<b>theoretical besttime: 1:31.712</b>								
1	0	1:39.650	28.359	211	42.731	159	28.560	193	11	0	1:32.741	23.881	218	41.024	162	27.836	196
2	0	1:34.786	24.812	211	41.663	159	28.311	193	12	0	1:32.351	23.769	216	40.811	167	27.771	195
3	0	1:35.577	24.660	210	42.322	158	28.595	194	13	0	1:32.035	23.831	215	40.490	169	27.714	195
4	0	1:33.789	24.575	212	41.110	162	28.104	194	14	0	1:32.044	23.786	217	40.484	166	27.774	196
5	0	1:32.660	23.902	216	40.922	165	27.836	195	15	0	1:32.254	23.724	217	40.704	166	27.826	195
6	0	1:32.489	23.838	215	40.777	166	27.874	194	16	0	1:32.210	23.730	217	40.642	167	27.838	196
7	0	1:33.985	24.144	214	41.464	163	28.377	<b>196</b>	17	0	1:33.754	<b>23.713</b>	<b>218</b>	41.903	157	28.138	196
8	0	1:33.235	23.961	214	41.397	165	27.877	196	18	0	1:33.818	24.097	214	41.681	163	28.040	195
9	0	1:33.705	23.847	217	41.356	169	28.502	194	19	0	1:32.318	23.773	217	40.814	168	27.731	195
10	0	1:33.405	24.218	212	41.326	161	27.861	195	20	0	<b>1:31.948</b>	23.949	213	<b>40.350</b>	<b>168</b>	<b>27.649</b>	<b>196</b>