

Qualifying 1 Red Bull Ring



Reg. Nr.: AMF CR 18/2020

Amended
17.10.2020 - 11:50

Provisional

Result List

Stewards / Race Management

STEWARD	Achim Loth
STEWARD	Yasin Özer
STEWARD	Karl-Heinz Stegner
RACE DIRECTOR	Niels Wittich
CLERK OF THE COURSE	Andy Meklau
TECHNICAL DELEGATE	Tim Zessack
CHIEF TIMEKEEPER	Daniel Schulze

Weather Start/Finish

AIR	6.1°C
TRACK	4.3°C
CONDITIONS	Wet
PRESSURE	935 hPa
AIR	4.0°C
TRACK	5.1°C
CONDITIONS	Wet
PRESSURE	935 hPa

Track Information

GREEN FLAG	9:00:01
CHEQUERED FLAG	9:30:00
SAFETY CAR PHASE	0
FULL COURSE YELLOW PHASE	0
TRACK NAME	Red Bull Ring
TRACK LENGTH	4318m
TURN COUNT	10
FASTEST LAP:	#82. STS - 1:31.254

STARTED: 29 CLASSIFIED: 29 NOT CLASSIFIED: 0 DISQUALIFIED: 0

Drivers	Team	Car	Lap	Best Time	Gap	Diff	Kph	Day Time
1 82 S.Schothorst(NLD)/T.Zimmermann(DEU)(J)	GRT GRASSERRACING TEAM(AUT)	Lamborghini Huracan GT3E	10	1:31.254			170.3	9:29:30
2 10 H.Skoog(SWE)(J)/N.Yelloly(GBR)	Schubert Motorsport(DEU)	BMW M6 GT3	10	1:31.448	0.194	0.194	169.9	9:30:42
3 14 E.Johansson(SWE)(J)/J.Klingmann(DEU)	MRS GT-Racing(DEU)	BMW M6 GT3	10	1:31.524	0.270	0.076	169.8	9:31:09
4 99 R.Renauer(DEU)/S.Müller(DEU)	Precote Herberth Motorsport(DEU)	Porsche 911 GT3 R	13	1:31.526	0.272	0.002	169.8	9:31:18
5 48 P.Ellis(GBR)/R.Marciello(ITA)	KNAUS Team HTP-WINWARD(DEU)	Mercedes-AMG GT3 EVO	10	1:31.612	0.358	0.086	169.6	9:31:11
6 63 F.Perera(FRA)/A.Costa Balboa(ESP)	GRT GRASSERRACING TEAM(AUT)	Lamborghini Huracan GT3E	11	1:31.709	0.455	0.097	169.5	9:30:18
7 22 L.Stolz(DEU)/M.Engel(DEU)	Toksport WRT(DEU)	Mercedes-AMG GT3 EVO	9	1:31.744	0.490	0.035	169.4	9:31:01
8 33 F.Salaquarda(CZE)(T)/F.Stippler(DEU)	Team ISR(CZE)	Audi R8 LMS GT3	10	1:31.746	0.492	0.002	169.4	9:30:15
9 71 N.Langeveld(NLD)/M.Paul(DEU)(J)	T3-HRT-Motorsport(DEU)	Audi R8 LMS GT3	14	1:31.821	0.567	0.075	169.2	9:31:13
10 92 C.Engelhart(DEU)/M.Ammernüller(DEU)	SSR Performance(DEU)	Porsche 911 GT3 R	12	1:31.866	0.612	0.045	169.2	9:30:52
11 36 M.Dienst(DEU)(J)/P.Frommenwiler(CHE)	DLV-Team Schuetz Motorsport(DEU)	Mercedes-AMG GT3	10	1:31.991	0.737	0.125	168.9	9:30:07
12 19 N.Lagrange(BEL)/C.Schmid(AUT)	GRT GRASSERRACING TEAM(AUT)	Lamborghini Huracan GT3E	8	1:32.007	0.753	0.016	168.9	9:30:02
13 26 R.Feller(CHE)(J)/S.Mücke(DEU)	BWT Mücke Motorsport(DEU)	Audi R8 LMS GT3	8	1:32.015	0.761	0.008	168.9	9:29:11
14 9 A.Read(AUS)(J)/J.Eriksson(SWE)	Schubert Motorsport(DEU)	BMW M6 GT3	11	1:32.150	0.896	0.135	168.6	9:30:33
15 18 D.Jahn(DEU)/J.Fittje(DEU)(J)	KÜS TEAM75 Bernhard(DEU)	Porsche 911 GT3 R	9	1:32.153	0.899	0.003	168.6	9:30:51
16 20 M.Wishofer(AUT)(J)/D.Boccolacci(FRA)	Team Zakspeed BKK Mobil Oil Racing(D	Mercedes-AMG GT3 EVO	6	1:32.224	0.970	0.071	168.5	9:28:54
17 7 A.Renauer(DEU)/S.Asch(DEU)	Precote Herberth Motorsport(DEU)	Porsche 911 GT3 R	12	1:32.226	0.972	0.002	168.5	9:31:23
18 29 K.Schramm(DEU)(J)/C.Mies(DEU)	Montaplast by Land Motorsport(DEU)	Audi R8 LMS GT3	10	1:32.247	0.993	0.021	168.5	9:30:59
19 4 R.Frey(CHE)/H.von Danwitz(DEU)(J)	Aust Motorsport(DEU)	Audi R8 LMS GT3	8	1:32.353	1.099	0.106	168.3	9:30:01
20 28 M.Hofer(AUT)/C.Haase(DEU)	Montaplast by Land Motorsport(DEU)	Audi R8 LMS GT3	10	1:32.486	1.232	0.133	168.0	9:27:25
21 17 S.De Silvestro(CHE)/K.Bachler(AUT)	KÜS TEAM75 Bernhard(DEU)	Porsche 911 GT3 R	13	1:32.523	1.269	0.037	168.0	9:31:07
22 72 C.Schöll(AUT)(J)/J.Pepper(ZAF)	T3-HRT-Motorsport(DEU)	Bentley Continental GT3	9	1:32.571	1.317	0.048	167.9	9:26:00
23 47 I.Dontje(NLD)/M.Götz(DEU)	MANN-FILTER Team HTP-WINWARD(L	Mercedes-AMG GT3 EVO	11	1:32.643	1.389	0.072	167.7	9:30:13
24 31 P.Niederhauser(CHE)/K.van der Linde(ZAF)	RUTRONIK-RACING(DEU)	Audi R8 LMS GT3	9	1:32.867	1.613	0.224	167.3	9:29:24
25 11 E.Erhart(DEU)(T)/P.Kaffer(DEU)	EFP Car Collection by TECE(DEU)	Audi R8 LMS GT3	13	1:33.135	1.881	0.268	166.9	9:30:48
26 3 M.Hackländer(DEU)/N.Rogivue(CHE)(J)	Aust Motorsport(DEU)	Audi R8 LMS GT3	9	1:33.172	1.918	0.037	166.8	9:30:00
27 8 C.Schreiner(DEU)(J)/D.Marschall(DEU)(J)	RUTRONIK-RACING(DEU)	Audi R8 LMS GT3	11	1:33.359	2.105	0.187	166.5	9:30:42
28 54 S.Reicher(AUT)(J)/N.Siedler(AUT)	YACO Racing(DEU)	Audi R8 LMS GT3	9	1:33.819	2.565	0.460	165.6	9:31:16
29 77 M.Pommer(DEU)/J.Schmidt(CHE)	Callaway Competition(DEU)	Corvette C7 GT3-R	10	1:33.835	2.581	0.016	165.6	9:23:13

Did not start

21 J.Eriksson(SWE)/D.Keilwitz(DEU)	Team Zakspeed BKK Mobil Oil Racing(D	Mercedes-AMG GT3 EVO
------------------------------------	--------------------------------------	----------------------

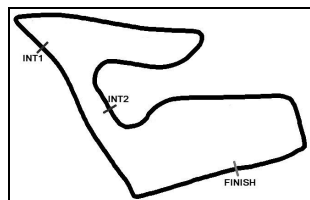
Following race director decision cancellation of the relevant lap time for car no. 71, 19, 82, 18, 29, 54, 11, 22, 7, 33, 8, 4, 48, 20, 77, 9, 36, 10, 31, 28

Following race director decision Lapttime 1:31.976 cancelled instead of 1:32.247 for car no. 29

Following race director decision Lapttime 1:32.007 declared valid for car no. 19

Subject to final scrutineering!

Publication time:	Clerk of the Course: Andy Meklau	Timekeeper: Daniel Schulze
-------------------	----------------------------------	----------------------------



ADAC GT Masters



Sector List Qualifying 1

Provisional

Reg. Nr.: AMF CR 18/2020

Saturday, October 17, 2020 9:00:00

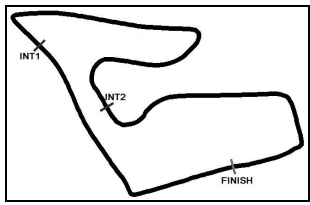
Red Bull Ring, Length: 4318m

Air temperature: 4°C

Track temperature: 4.6°C

Weather condition: Wet

Lap Id	Time	SE1	SP1	SE2	SP2	SE3	SP3	TSP	Lap Id	Time	SE1	SP1	SE2	SP2	SE3	SP3	TSP
3 Hackländer, DEU(#1) / Rogivue, CHE(#2)									theoretical besttime: 1:33.147								
1	1	13:25.342	11:45.967	128	1:01.117	116	38.258	149	6	1	1:36.073	23.782	234	42.114	162	30.177	203
2	1	2:11.301	32.305	126	58.201	123	40.795		7	1	1:34.910	23.369	234	41.778	164	29.763	203
3	1	4:47.109	3:24.259	175	50.393	133	32.457	197	8	1	1:33.839	23.410	235	41.105	173	29.324	203
4	1	1:39.146	24.430	229	43.804	155	30.912	201	9	1	1:33.172	23.116	235	41.130	170	28.926	205
5	1	1:38.830	23.703	234	44.849	157	30.278	201									
4 Frey, CHE(#1) / von Danwitz, DEU(#2)									theoretical besttime: 1:32.353								
1	1	13:17.481	11:37.199	147	59.581	106	40.701	154	5	1	1:35.411	23.531	232	42.032	158	29.848	203
2	1	2:13.056	33.750	144	55.607	102	43.699		6	1	1:34.092	23.258	234	41.495	165	29.339	203
3	1	4:50.176	3:26.540	175	51.206	126	32.430	197	7	1	1:33.383	23.122	235	41.002	169	29.259	204
4	1	1:38.341	23.957	232	43.739	153	30.645	201	8	1	1:32.353	23.019	235	40.582	169	28.752	206
5	4	4:45.895	23.497	234	50.780	402	31.618	201									
7 Renauer, DEU(#1) / Asch, DEU(#2)									theoretical besttime: 1:32.205								
1	1	3:45.804	2:14.931	159	54.545	112	36.328	173	7	1	1:34.413	23.149	236	41.980	166	29.284	205
2	1	1:47.183	26.876	182	49.122	132	31.185	200	8	1	1:33.768	23.037	235	41.710	176	29.021	203
3	1	1:47.599	23.733	229	43.182	149	40.684		9	1	1:32.798	23.113	234	40.848	175	28.837	203
4	1	9:49.529	8:25.658	139	50.866	143	33.005	196	10	1	1:32.477	22.949	235	40.926	178	28.602	206
5	1	1:41.112	24.914	206	45.355	154	30.843	202	11	1	1:32.455	22.924	235	41.018	176	28.513	206
6	1	1:37.630	23.734	232	43.629	156	30.267	202	12	1	1:32.226	22.887	236	40.805	173	28.534	206
7	4	4:35.219	23.328	234	42.296	165	29.595	204									
8 Schreiner, DEU(#1) / Marschall, DEU(#2)									theoretical besttime: 1:33.359								
1	1	5:03.425	3:21.402	107	1:01.575	104	40.448	153	7	4	4:37.644	23.493	213	43.407	155	30.744	202
2	1	2:15.177	32.758	127	57.917	114	44.502		7	1	1:36.319	23.314	230	42.727	158	30.278	204
3	1	8:37.514	7:10.328	169	52.044	116	35.142	194	8	1	1:41.378	23.302	225	43.974	154	34.102	203
4	1	1:45.383	25.085	191	46.644	138	33.654	199	9	1	1:34.971	23.155	234	42.167	164	29.649	205
5	1	1:41.721	24.229	213	45.429	143	32.063	197	10	1	1:34.296	23.095	234	41.662	162	29.539	205
6	1	1:39.737	23.837	215	44.756	146	31.144	201	11	1	1:33.359	23.017	236	41.073	164	29.269	206
9 Read, AUS(#1) / Eriksson, SWE(#2)									theoretical besttime: 1:32.150								
1	1	6:27.390	4:47.033	150	1:02.312	121	38.045	144	7	1	1:34.704	22.920	242	41.648	163	30.136	207
2	1	2:05.511	31.856	156	53.001	136	40.654		8	1	1:33.233	22.780	243	41.121	169	29.332	208
3	1	7:49.873	6:28.108	160	48.864	145	32.901	201	9	1	1:33.334	22.772	240	41.211	173	29.351	206
4	1	1:38.660	23.857	221	44.313	162	30.490	206	10	4	4:32.880	22.742	243	40.824	170	29.344	206
5	1	1:35.889	23.341	238	42.824	165	29.724	204	10	1	1:32.480	22.613	243	40.814	175	29.053	209
6	1	1:35.966	23.226	244	42.151	165	30.589	206	11	1	1:32.150	22.575	242	40.700	170	28.875	208
10 Skoog, SWE(#1) / Yelloly, GBR(#2)									theoretical besttime: 1:31.128								
1	1	9:02.766	7:31.130	147	54.346	136	37.290	163	7	1	1:32.548	22.711	245	41.118	167	28.719	211
2	1	1:57.194	29.037	189	48.802	156	39.355		8	1	1:31.773	22.619	244	40.551	175	28.603	211
3	1	6:44.540	5:23.356	191	48.635	156	32.549	157	9	4	4:41.976	24.440	201	47.771	169	29.765	208
4	1	1:47.769	28.327	180	48.227	148	31.215	206	9	1	1:32.259	22.461	244	40.457	171	29.341	213
5	1	1:39.032	23.334	241	43.255	168	32.443	206	10	1	1:31.448	22.475	242	40.064	170	28.909	211
6	1	1:39.904	22.974	242	41.690	169	35.240	206									
11 Erhart, DEU(#1) / Kaffer, DEU(#2)									theoretical besttime: 1:33.135								
1	1	6:23.776	4:50.083	154	57.072	121	36.621	186	7	1	1:38.464	23.360	216	44.542	158	30.562	202
2	1	1:49.714	27.226	187	49.258	129	33.230	195	8	1	1:52.494	24.093	219	49.282	121	39.119	201
3	1	1:54.485	25.653	205	47.032	137	41.800		9	1	1:35.399	23.708	230	42.166	166	29.525	204
4	1	4:21.181	2:59.941	169	48.876	145	32.364	196	10	1	1:36.088	23.329	234	41.818	169	30.941	203
5	1	1:41.218	25.051	209	44.828	154	31.339	200	11	1	1:33.768	23.177	234	41.444	171	29.147	204
6	1	1:38.089	23.968	216	43.463	155	30.658	201	12	1	1:33.291	23.144	236	41.248	177	28.899	205
7	4	4:36.408	23.646	227	42.641	167	30.121	202	13	1	1:33.135	23.127	235	41.245	177	28.763	205



ADAC GT Masters



Sector List Qualifying 1

Provisional

Reg. Nr.: AMF CR 18/2020

Saturday, October 17, 2020 9:00:00

Red Bull Ring, Length: 4318m

Air temperature: 4°C

Track temperature: 4.6°C

Weather condition: Wet

Lap Id	Time	SE1	SP1	SE2	SP2	SE3	SP3	TSP	Lap Id	Time	SE1	SP1	SE2	SP2	SE3	SP3	TSP
14 Johansson, SWE(#1) / Klingmann, DEU(#2)									theoretical besttime: 1:31.487								
1	1	2:57.446	1:06.708	119	1:04.493	98	46.245	124	6	1	1:32.895	22.766	241	41.026	161	29.103	208
2	1	2:23.247	36.753	131	59.184	103	47.310		7	1	1:32.134	22.600	242	40.555	168	28.979	208
3	1	14:51.431	13:30.035	131	49.856	137	31.540	206	8	1	1:36.871	23.861	222	42.975	137	30.035	208
4	1	1:36.976	23.583	203	42.977	153	30.416	208	9	1	1:31.866	22.693	242	40.399	169	28.774	208
5	1	1:34.021	22.958	236	41.693	159	29.370	208	10	1	1:31.524	22.637	241	40.329	169	28.558	210

17 De Silvestro, CHE(#1) / Bachler, AUT(#2)									theoretical besttime: 1:32.514								
1	1	4:45.484	3:00.656	129	1:02.398	106	42.430	160	8	1	1:35.186	23.358	234	41.904	162	29.924	202
2	1	2:08.210	30.797	184	53.035	119	44.378		9	1	1:34.220	23.262	234	41.628	167	29.330	203
3	1	8:17.101	6:54.093	177	49.884	133	33.124	199	10	1	1:33.801	23.237	233	41.201	173	29.363	203
4	1	1:42.206	24.276	215	46.061	151	31.869	198	11	1	1:33.545	23.106	233	41.372	177	29.067	204
5	1	1:38.603	23.790	229	43.845	130	30.968	202	12	1	1:32.984	23.243	232	40.813	173	28.928	203
6	1	1:37.155	23.742	230	42.956	155	30.457	202	13	1	1:32.523	23.115	234	40.698	174	28.710	204
7	1	1:35.698	23.486	231	42.201	161	30.011	202									

18 Jahn, DEU(#1) / Fittje, DEU(#2)									theoretical besttime: 1:32.153								
1	1	5:36.323	3:44.414	116	1:02.259	102	49.650		5	1	1:34.223	23.145	236	41.353	170	29.725	204
2	1	11:52.801	10:24.102	166	53.532	128	35.167	174	6	1	1:59.656	23.082	235	47.080	129	49.494	202
2	1	1:45.583	27.591	184	46.414	151	31.578	201	7	1	1:42.403	23.853	228	49.122	167	29.428	205
3	1	1:39.056	24.204	224	44.242	154	30.610	203	8	1	1:32.866	23.272	234	40.729	173	28.865	205
4	1	1:35.613	23.496	234	42.218	167	29.899	204	9	1	1:32.153	22.864	236	40.472	176	28.817	206

19 Lagrange, BEL(#1) / Schmid, AUT(#2)									theoretical besttime: 1:32.479								
1	1	12:19.542	10:54.183	166	51.071	121	34.288	191	4	1	1:33.828	23.249	230	41.374	160	29.205	206
2	1	1:41.484	24.978	190	45.157	145	31.346	197	5	1	1:41.369	23.978	190	45.220	121	32.171	203
2	1	1:40.508	24.229	230	45.525	152	30.754	199	6	1	1:33.382	23.277	224	41.126	164	28.979	205
2	1	1:36.959	23.968	222	42.730	151	30.261	202	7	1	1:32.479	23.117	234	40.643	170	28.719	205
2	1	1:35.840	23.647	220	42.616	152	29.577	203	8	1	1:32.007	22.906	235	40.616	169	28.485	206
2	1	1:39.207	23.302	231	42.092	159	33.813	202	8	1	1:47.758	23.760	196	43.911	158	40.087	
3	1	1:34.819	23.571	229	41.875	158	29.373	204									

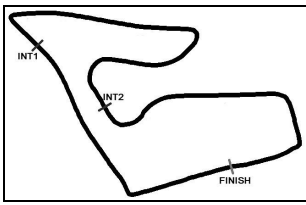
20 Wishofer, AUT(#1) / Boccolacci, FRA(#2)									theoretical besttime: 1:32.198								
1	1	17:21.135	15:44.170	135	59.712	120	37.253	167	5	1	1:37.053	23.320	233	42.177	97	31.556	203
2	1	1:56.944	30.498	162	52.321	133	34.125	192	5	1	1:32.736	23.201	232	40.916	173	28.619	204
3	1	1:42.050	25.636	205	45.080	142	31.334	198	6	1	1:32.224	23.001	232	40.681	174	28.542	204
4	1	1:37.094	24.681	185	42.659	148	29.754	201	7	1	1:32.249	22.981	234	40.732	175	28.536	205
5	1	1:33.731	23.332	232	41.455	167	28.944	202									

22 Stolz, DEU(#1) / Engel, DEU(#2)									theoretical besttime: 1:31.744								
1	1	4:14.942	2:31.329	129	57.910	96	45.703		5	1	1:33.341	23.263	234	41.140	171	28.938	205
2	1	14:14.903	12:55.486	200	47.696	142	31.721	198	6	1	1:32.555	23.064	234	40.773	172	28.718	205
3	1	1:37.849	24.201	221	43.260	156	30.388	201	7	1	1:32.403	22.993	234	40.872	177	28.538	205
3	1	1:34.916	23.800	231	41.787	163	29.329	204	8	1	1:33.375	22.973	235	40.676	171	29.726	206
4	1	1:34.258	23.497	221	41.517	169	29.244	204	9	1	1:31.744	22.917	235	40.407	175	28.420	206

26 Feller, CHE(#1) / Mücke, DEU(#2)									theoretical besttime: 1:31.880								
1	1	17:33.014	16:10.257	168	49.607	140	33.150	197	6	1	1:33.264	23.063	237	41.188	179	29.013	206
2	1	1:46.611	25.412	205	47.623	122	33.576	196	7	1	1:32.570	23.140	237	40.712	187	28.718	207
3	1	1:55.949	25.162	209	54.816	93	35.971	153	8	1	1:32.015	22.889	237	40.575	181	28.551	207
4	1	1:43.330	25.159	234	42.111	174	36.060	204	9	1	1:32.138	22.915	238	40.807	183	28.416	208
5	1	1:33.794	23.294	236	41.333	183	29.167	206									

28 Hofer, AUT(#1) / Haase, DEU(#2)									theoretical besttime: 1:32.468								
1	1	5:39.268	3:45.031	108	1:02.716	107	51.521		8	1	1:33.431	23.175	234	41.258	172	28.998	205
2	1	8:38.680	7:07.213	149	57.521	131	33.946	192	9	1	1:33.133	23.022	235	41.175	175	28.936	203
3	1	1:44.488	27.613	210	45.497	150	31.378	198	10	1	1:32.486	23.040	235	40.794	174	28.652	205
4	1	1:37.159	23.934	232	43.182	163	30.043	201	11	1	1:32.321	23.140	234	40.673	181	28.508	203
5	1	1:41.655	23.563	232	46.173	134	31.919	201	11	1	1:31.793	22.932	234	40.565	178	28.296	206
6	1	1:47.502	28.741	126	47.740	148	31.021	201	11	1	1:46.043	24.601	175	43.554	164	37.888	





ADAC GT Masters

Sector List Qualifying 1

Provisional

Reg. Nr.: AMF CR 18/2020

Saturday, October 17, 2020 9:00:00



Red Bull Ring, Length: 4318m

Air temperature: 4°C

Track temperature: 4.6°C

Weather condition: Wet

Lap Id	Time	SE1	SP1	SE2	SP2	SE3	SP3	TSP	Lap Id	Time	SE1	SP1	SE2	SP2	SE3	SP3	TSP
--------	------	-----	-----	-----	-----	-----	-----	-----	--------	------	-----	-----	-----	-----	-----	-----	-----

