

Free Practice 2 Red Bull Ring



Reg. Nr.: AMF CR 18/2020

Provisional

Result List

Stewards / Race Management

STEWARD	Achim Loth
STEWARD	Yasin Özer
STEWARD	Karl-Heinz Stegner
RACE DIRECTOR	Niels Wittich
CLERK OF THE COURSE	Andy Meklau
TECHNICAL DELEGATE	Tim Zessack
CHIEF TIMEKEEPER	Daniel Schulze

Weather Start/Finish

AIR	7.0°C
TRACK	8.5°C
CONDITIONS	Wet
PRESSURE	940 hPa
AIR	7.0°C
TRACK	8.2°C
CONDITIONS	Dry
PRESSURE	940 hPa

Track Information

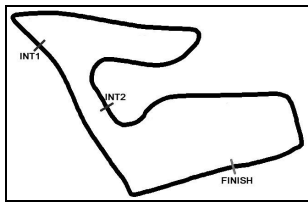
GREEN FLAG	15:40:00
CHEQUERED FLAG	16:30:00
SAFETY CAR PHASE	0
FULL COURSE YELLOW PHASE	0
TRACK NAME	Red Bull Ring
TRACK LENGTH	4318m
TURN COUNT	10
FASTEST LAP:	#26. FEL - 1:29.841

STARTED: 30 CLASSIFIED: 30 NOT CLASSIFIED: 0 DISQUALIFIED: 0

Drivers	Team	Car	Lap	Best Time	Gap	Diff	Kph	Day Time
1 26 R.Feller(CHE)(J)/S.Mücke(DEU)	BWT Mücke Motorsport(DEU)	Audi R8 LMS GT3	24	1:29.841			173.0	16:26:23
2 10 H.Skoog(SWE)(J)/N.Yelloly(GBR)	Schubert Motorsport(DEU)	BMW M6 GT3	16	1:29.869	0.028	0.028	172.9	16:14:47
3 99 R.Renauer(DEU)/S.Müller(DEU)	Precote Herberth Motorsport(DEU)	Porsche 911 GT3 R	24	1:29.946	0.105	0.077	172.8	16:24:42
4 19 N.Lagrange(BEL)/C.Schmid(AUT)	GRT GRASSERRACINGTEAM(AUT)	Lamborghini Huracan GT3E	16	1:30.086	0.245	0.140	172.5	16:13:12
5 31 P.Niederhauser(CHE)/K.van der Linde(ZAF)	RUTRONIK-RACING(DEU)	Audi R8 LMS GT3	25	1:30.178	0.337	0.092	172.3	16:25:12
6 72 C.Schöll(AUT)(J)/J.Pepper(ZAF)	T3-HRT-Motorsport(DEU)	Bentley Continental GT3	15	1:30.229	0.388	0.051	172.2	16:11:35
7 18 D.Jahn(DEU)/J.Fittje(DEU)(J)	KÜS TEAM75 Bernhard(DEU)	Porsche 911 GT3 R	22	1:30.415	0.574	0.186	171.9	16:22:03
8 48 P.Ellis(GBR)/R.Marciello(ITA)	KNAUS Team HTP-WINWARD(DEU)	Mercedes-AMG GT3 EVO	21	1:30.426	0.585	0.011	171.9	16:23:26
9 92 C.Engelhart(DEU)/M.Ammermüller(DEU)	SSR Performance(DEU)	Porsche 911 GT3 R	21	1:30.530	0.689	0.104	171.7	16:19:56
10 33 F.Salaquarda(CZE)(T)/F.Stippler(DEU)	Team ISR(CZE)	Audi R8 LMS GT3	15	1:30.544	0.703	0.014	171.6	16:12:47
11 63 F.Perera(FRA)/A.Costa Balboa(ESP)	GRT GRASSERRACINGTEAM(AUT)	Lamborghini Huracan GT3E	22	1:30.550	0.709	0.006	171.6	16:23:58
12 82 T.Zimmermann(DEU)(J)/S.Schothorst(NLD)	GRT GRASSERRACINGTEAM(AUT)	Lamborghini Huracan GT3E	22	1:30.581	0.740	0.031	171.6	16:26:26
13 22 L.Stolz(DEU)/M.Engel(DEU)	Toksport WRT(DEU)	Mercedes-AMG GT3 EVO	17	1:30.601	0.760	0.020	171.5	16:11:39
14 47 I.Dontje(NLD)/M.Götz(DEU)	MANN-FILTER Team HTP-WINWARD(C)	Mercedes-AMG GT3 EVO	22	1:30.622	0.781	0.021	171.5	16:20:34
15 8 C.Schreiner(DEU)(J)/D.Marschall(DEU)(J)	RUTRONIK-RACING(DEU)	Audi R8 LMS GT3	18	1:30.657	0.816	0.035	171.4	16:10:37
16 3 M.Hackländer(DEU)/N.Rogivue(CHE)(J)	Aust Motorsport(DEU)	Audi R8 LMS GT3	24	1:30.706	0.865	0.049	171.3	16:23:45
17 11 E.Erhart(DEU)(T)/P.Kaffer(DEU)	EFP Car Collection by TECE(DEU)	Audi R8 LMS GT3	12	1:30.740	0.899	0.034	171.3	16:00:23
18 71 N.Langeveld(NLD)/M.Paul(DEU)(J)	T3-HRT-Motorsport(DEU)	Audi R8 LMS GT3	12	1:30.744	0.903	0.004	171.3	16:07:42
19 28 M.Hofer(AUT)/C.Haase(DEU)	Montaplast by Land Motorsport(DEU)	Audi R8 LMS GT3	27	1:30.759	0.918	0.015	171.2	16:26:35
20 29 K.Schramm(DEU)(J)/C.Mies(DEU)	Montaplast by Land Motorsport(DEU)	Audi R8 LMS GT3	14	1:30.781	0.940	0.022	171.2	16:06:41
21 36 M.Dienst(DEU)(J)/P.Frommenwiler(CHE)	DLV-Team Schuetz Motorsport(DEU)	Mercedes-AMG GT3	18	1:30.803	0.962	0.022	171.1	16:12:05
22 54 S.Reicher(AUT)(J)/N.Siedler(AUT)	YACO Racing(DEU)	Audi R8 LMS GT3	6	1:30.834	0.993	0.031	171.1	15:49:41
23 17 S.De Silvestro(CHE)/K.Bachler(AUT)	KÜS TEAM75 Bernhard(DEU)	Porsche 911 GT3 R	6	1:30.851	1.010	0.017	171.1	15:51:00
24 20 M.Wishofer(AUT)(J)/D.Boccolacci(FRA)	Team Zakspeed BKK Mobil Oil Racing(D)	Mercedes-AMG GT3 EVO	20	1:30.881	1.040	0.030	171.0	16:16:42
25 14 E.Johansson(SWE)(J)/J.Klingmann(DEU)	MRS GT-Racing(DEU)	BMW M6 GT3	12	1:30.931	1.090	0.050	170.9	16:05:49
26 7 A.Renauer(DEU)/S.Asch(DEU)	Precote Herberth Motorsport(DEU)	Porsche 911 GT3 R	23	1:30.961	1.120	0.030	170.8	16:25:25
27 77 M.Pommer(DEU)/J.Schmidt(CHE)	Callaway Competition(DEU)	Corvette C7 GT3-R	23	1:31.042	1.201	0.081	170.7	16:26:09
28 9 A.Read(AUS)(J)/J.Eriksson(SWE)	Schubert Motorsport(DEU)	BMW M6 GT3	6	1:31.148	1.307	0.106	170.5	15:50:09
29 21 J.Eriksson(SWE)/D.Keilwitz(DEU)	Team Zakspeed BKK Mobil Oil Racing(D)	Mercedes-AMG GT3 EVO	23	1:31.243	1.402	0.095	170.3	16:20:15
30 4 R.Frey(CHE)/H.von Danwitz(DEU)(J)	Aust Motorsport(DEU)	Audi R8 LMS GT3	17	1:32.060	2.219	0.817	168.8	16:15:01

Subject to final scrutineering!

Publication time:	Clerk of the Course: Andy Meklau	Timekeeper: Daniel Schulze
-------------------	----------------------------------	----------------------------



ADAC GT Masters

Sector List Free Practice 2



Provisional

Reg. Nr.: AMF CR 18/2020

Friday, October 16, 2020 15:40:00

Red Bull Ring, Length: 4318m

Air temperature: 7°C

Track temperature: 7.8°C

Weather condition: Dry

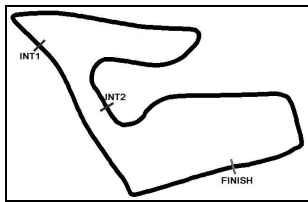
Lap Id	Time	SE1	SP1	SE2	SP2	SE3	SP3	TSP	Lap Id	Time	SE1	SP1	SE2	SP2	SE3	SP3	TSP
3 Hackländer, DEU(#1) / Rogivue, CHE(#2)									theoretical besttime: 1:30.685								
1	2	2:08.938	45.841	142	50.519	121	32.578	187	15	1	1:38.471	24.068	191	41.524	170	32.879	
2	2	1:37.094	24.798	228	42.823	150	29.473	201	16	1	5:15.410	3:53.326	185	49.748	139	32.336	190
3	2	1:33.786	23.774	230	41.286	158	28.726	201	17	1	1:38.349	25.852	208	43.357	157	29.140	201
4	2	1:33.023	23.609	231	40.856	162	28.558	202	18	1	1:34.388	23.321	232	42.016	155	29.051	204
5	2	1:33.785	23.453	232	41.800	166	28.532	203	19	1	1:31.530	23.100	234	40.370	170	28.060	205
6	2	1:32.917	23.615	232	40.785	163	28.517	203	20	1	1:31.120	23.024	233	40.251	172	27.845	204
7	2	1:32.579	23.356	234	40.863	167	28.360	203	21	1	1:30.969	23.067	234	40.195	168	27.707	206
8	2	1:32.920	23.374	233	41.122	162	28.424	204	22	1	1:34.986	22.997	234	40.263	173	31.726	
9	2	1:32.520	23.381	232	40.949	162	28.190	203	23	1	2:23.612	1:14.319	230	40.206	168	29.087	204
10	2	1:38.141	23.315	232	40.939	160	33.887		24	1	1:30.706	23.001	234	40.139	171	27.566	207
11	1	2:40.490	1:30.156	229	41.527	166	28.807	202	25	1	1:31.006	23.098	232	40.176	173	27.732	205
12	1	1:32.310	23.271	232	40.744	170	28.295	204	26	1	1:32.367	22.980	234	40.241	175	29.146	205
13	1	1:32.843	23.267	232	41.128	170	28.448	203	27	1	1:31.702	23.074	232	40.462	171	28.166	206
14	1	1:34.330	23.153	232	40.699	169	30.478	178	28	1	1:37.296	23.353	232	41.086	159	32.857	

4 Frey, CHE(#1) / von Danwitz, DEU(#2)									theoretical besttime: 1:31.650								
1	1	2:07.695	44.804	155	50.417	110	32.474	199	14	2	1:33.285	23.385	233	41.280	164	28.620	203
2	1	1:36.320	24.529	229	42.519	156	29.272	201	15	2	1:32.281	23.277	234	40.727	170	28.277	203
3	1	1:34.247	23.737	231	41.459	152	29.051	201	16	2	1:33.037	23.322	233	40.658	164	29.057	202
4	1	1:33.254	23.414	232	41.238	160	28.602	203	17	2	1:32.060	23.305	233	40.685	170	28.070	203
5	1	1:32.963	23.227	232	40.928	165	28.808	202	18	2	1:37.699	23.272	233	40.762	171	33.665	
6	1	1:33.094	23.341	232	41.005	162	28.748	203	19	1	2:58.321	1:44.787	159	44.560	149	28.974	202
7	1	1:40.726	23.203	234	46.920	145	30.603	200	20	1	1:33.337	23.250	233	41.582	157	28.505	203
8	1	1:43.374	23.319	234	44.496	148	35.559		21	1	1:32.142	23.291	233	40.453	165	28.398	203
9	2	6:26.765	4:51.110	162	53.247	123	42.408		22	1	1:49.986	23.127	234	53.993	119	32.866	202
10	2	4:16.773	2:55.436	190	49.959	141	31.378	198	23	1	1:32.320	23.320	234	40.658	162	28.342	204
11	2	1:36.637	24.457	232	42.912	157	29.268	201	24	1	1:32.730	23.223	234	41.114	162	28.393	204
12	2	1:34.180	23.676	232	41.741	159	28.763	202	25	1	1:32.849	23.158	234	41.254	161	28.437	204
13	2	1:34.141	23.431	232	41.435	163	29.275	201	26	1	1:42.687	23.250	234	41.769	150	37.668	

7 Renauer, DEU(#1) / Asch, DEU(#2)									theoretical besttime: 1:30.752								
1	2	2:21.495	52.232	137	51.064	137	38.199		14	2	1:36.784	22.991	235	40.289	167	33.504	
2	2	2:48.864	1:32.561	210	46.004	151	30.299	201	15	1	2:44.566	1:35.268	221	40.756	159	28.542	204
3	2	1:33.754	23.670	232	41.495	166	28.589	202	16	1	1:31.709	22.994	234	40.381	173	28.334	206
4	2	1:32.049	23.178	233	40.643	169	28.228	203	17	1	1:31.285	22.943	235	40.228	175	28.114	206
5	2	1:32.036	23.122	234	40.450	177	28.464	200	18	1	1:31.216	22.900	235	40.315	170	28.001	205
6	2	1:37.417	23.754	233	40.431	169	33.232		19	1	1:37.232	22.944	234	40.274	169	34.014	
7	2	3:16.654	2:03.902	227	40.910	167	31.842	204	20	1	3:55.267	2:41.584	221	43.784	154	29.899	203
8	2	1:32.424	23.131	234	40.849	176	28.444	204	21	1	1:34.189	23.642	232	41.673	165	28.874	204
9	2	1:31.133	23.025	233	40.091	174	28.017	204	22	1	1:31.921	23.157	233	40.597	169	28.167	205
10	2	1:46.939	23.151	233	50.417	164	33.371		23	1	1:30.961	22.978	234	40.176	173	27.807	206
11	2	3:45.143	2:34.977	230	41.832	163	28.334	204	24	1	1:31.274	22.893	234	40.212	169	28.169	207
12	2	1:31.192	23.047	234	40.269	174	27.876	204	25	1	1:31.852	22.854	235	40.529	165	28.469	206
13	2	1:31.074	22.972	234	40.124	171	27.978	204	26	1	1:38.703	22.924	235	40.951	156	34.828	

8 Schreiner, DEU(#1) / Marschall, DEU(#2)									theoretical besttime: 1:30.421								
1	1	2:59.333	1:26.281	107	57.661	107	35.391	161	16	2	1:30.986	22.995	234	40.077	169	27.914	204
2	1	1:44.701	27.226	203	46.649	136	30.826	200	17	2	1:30.673	22.988	234	39.918	167	27.767	205
3	1	1:36.028	24.062	231	42.647	152	29.319	202	18	2	1:30.657	22.977	235	40.036	167	27.644	206
4	1	1:33.616	23.366	234	41.491	156	28.759	203	19	2	1:36.725	22.859	236	40.492	160	33.374	
5	1	1:32.437	23.335	233	40.868	161	28.234	203	20	2	3:15.149	2:06.149	228	40.885	165	28.115	205
6	1	1:31.976	23.168	234	40.502	161	28.306	204	21	2	1:31.612	23.027	234	40.595	156	27.990	205
7	1	1:32.491	23.026	235	41.101	160	28.364	204	22	2	1:31.073	22.994	235	40.174	164	27.905	205
8	1	1:32.056	23.074	234	40.772	164	28.210	205	23	2	1:31.052	22.903	235	40.348	162	27.801	206
9	1	1:31.741	23.028	234	40.583	165	28.130	204	24	2	1:36.659	22.859	236	40.523	160	33.277	
10	1	1:32.011	23.041	235	40.670	165	28.300	203	25	2	2:44.821	1:30.871	192	44.364	150	29.586	203
11	1	1:31.574	23.023	235	40.540	163	28.011	204	26	1	1:33.301	23.391	234	41.358	156	28.552	205
12	1	1:39.840	23.148	235	40.428	168	36.264		27	1	1:33.739	23.126	234	42.223	159	28.390	205
13	1	2:43.592	1:32.334	210	42.897	162	28.361	204	28	1	1:33.506	23.069	235	41.426	156	29.011	204
14	2	1:31.479	23.187	234	40.378	165	27.914	205	29	1	1:43.279	23.143	235	43.074	137	37.062	
15	2	1:31.685	22.954	235	40.680	166	28.051	204									





ADAC GT Masters

Sector List Free Practice 2



Provisional

Reg. Nr.: AMF CR 18/2020

Friday, October 16, 2020 15:40:00

Red Bull Ring, Length: 4318m

Air temperature: 7°C

Track temperature: 7.8°C

Weather condition: Dry

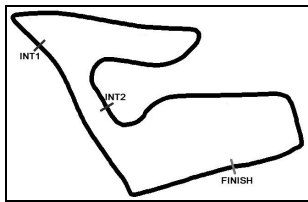
Lap	Id	Time	SE1	SP1	SE2	SP2	SE3	SP3	TSP	Lap	Id	Time	SE1	SP1	SE2	SP2	SE3	SP3	TSP
9 Read, AUS(#1) / Eriksson, SWE(#2)										theoretical besttime: 1:30.752									
1	2	2:21.096	59.075	155	49.729	133	32.292	203		14	1	1:31.928	22.672	244	41.043	171	28.213	208	
2	2	1:39.795	24.842	209	45.546	147	29.407	206		15	1	1:38.255	22.747	240	40.628	169	34.880		
3	2	1:32.967	22.985	244	41.250	160	28.732	207		16	1	4:53.932	3:44.638	237	40.958	168	28.336	206	
4	2	1:32.536	22.947	228	41.182	151	28.407	207		17	1	1:31.512	22.818	240	40.545	166	28.149	210	
5	2	1:31.294	22.748	241	40.498	162	28.048	209		18	1	1:31.677	22.773	241	40.684	172	28.220	208	
6	2	1:31.148	22.685	241	40.382	167	28.081	208		19	1	1:37.804	22.683	240	40.671	167	34.450		
7	2	1:31.190	22.684	241	40.363	168	28.143	208		20	2	3:47.499	2:25.158	168	50.974	116	31.367	180	
8	2	1:43.983	22.795	241	43.982	144	37.206			21	2	1:39.612	26.261	200	44.514	147	28.837	209	
9	1	3:35.796	2:24.622	231	42.446	156	28.728	206		22	2	1:32.226	23.045	239	41.246	160	27.935	210	
10	1	1:32.524	22.889	240	40.982	161	28.653	208		23	2	1:33.212	22.617	242	40.300	167	30.295	211	
11	1	1:32.707	22.823	243	41.013	162	28.871	207		24	2	1:32.592	22.674	241	41.391	154	28.527	209	
12	1	1:32.215	22.808	240	41.060	163	28.347	208		25	2	1:36.113	22.517	242	41.100	153	32.496		
13	1	1:31.935	22.758	241	41.022	165	28.155	208		26	1	2:36.185	1:25.691	238	41.375	164	29.119	207	

10 Skoog, SWE(#1) / Yelloly, GBR(#2)										theoretical besttime: 1:29.785									
1	2	2:19.056	57.564	161	49.517	137	31.975	189		14	2	5:24.221	4:08.196	219	46.299	133	29.726	205	
2	2	1:50.203	25.229	193	46.401	151	38.573			15	2	1:32.318	23.161	226	41.237	164	27.920	209	
3	1	2:50.831	1:34.732	217	42.014	156	34.085			16	2	1:29.869	22.581	243	39.658	168	27.630	210	
4	2	2:54.508	1:43.354	208	42.620	159	28.534	208		17	2	1:31.467	22.508	240	41.156	157	27.803	209	
5	2	1:31.919	22.911	240	40.632	166	28.376	208		18	2	1:30.114	22.592	242	39.747	170	27.775	206	
6	2	1:31.262	22.738	241	40.457	165	28.067	208		19	2	1:34.945	22.497	244	39.822	162	32.626		
7	2	1:31.073	22.658	241	40.355	163	28.060	210		20	2	2:37.002	1:28.915	239	40.343	173	27.744	208	
8	2	1:35.248	22.701	243	40.881	158	31.666	208		21	1	1:30.523	22.643	242	40.003	179	27.877	209	
9	2	1:31.123	22.743	242	40.346	166	28.034	206		22	1	1:30.858	22.714	241	40.361	174	27.783	208	
10	2	1:32.524	22.705	242	40.624	169	29.195	208		23	1	1:30.789	22.702	242	40.440	169	27.647	208	
11	2	1:36.701	22.708	242	40.492	167	33.501			24	1	1:30.898	22.570	242	40.593	173	27.735	208	
12	2	3:57.151	2:47.849	158	41.290	165	28.012	208		25	1	1:36.774	22.621	243	41.400	164	32.753		
13	2	1:39.175	22.697	244	40.688	156	35.790												

11 Erhart, DEU(#1) / Kaffer, DEU(#2)										theoretical besttime: 1:30.596									
1	2	3:21.637	1:56.948	195	51.734	102	32.955	198		14	1	4:15.603	2:53.518	187	47.796	149	34.289	196	
2	2	1:34.282	24.011	231	41.616	167	28.655	203		15	1	1:39.955	24.929	228	44.285	151	30.741	200	
3	2	1:32.380	23.409	232	40.828	167	28.143	204		16	1	1:35.280	24.643	221	42.096	163	28.541	203	
4	2	1:31.786	23.226	233	40.682	168	27.878	205		17	1	1:31.415	23.250	234	40.275	172	27.890	206	
5	2	1:31.144	23.042	234	40.139	175	27.963	204		18	1	1:31.734	22.895	235	40.939	173	27.900	206	
6	2	1:45.403	23.203	235	47.808	161	34.392	203		19	1	1:31.240	22.922	235	40.476	178	27.842	206	
7	2	1:31.355	23.315	232	40.284	170	27.756	205		20	1	1:31.033	22.896	235	40.277	178	27.860	205	
8	2	1:31.065	23.033	233	40.210	174	27.822	204		21	1	1:31.200	23.105	235	40.314	173	27.781	206	
9	2	1:31.316	22.967	233	40.358	178	27.991	205		22	1	1:31.166	22.949	234	40.214	181	28.003	206	
10	2	1:31.449	23.293	233	40.241	175	27.915	204		23	1	1:34.090	23.317	236	42.896	173	27.877	206	
11	2	1:30.854	23.149	233	39.976	175	27.729	204		24	1	1:30.813	22.956	235	40.132	175	27.725	205	
12	2	1:30.740	22.928	234	40.041	178	27.771	204		25	1	1:31.209	22.997	234	40.404	177	27.808	206	
13	2	1:37.746	22.969	234	40.201	170	34.576			26	1	1:38.527	22.976	234	40.482	169	35.069		

14 Johansson, SWE(#1) / Klingmann, DEU(#2)										theoretical besttime: 1:30.818									
1	2	2:34.228	1:13.499	184	47.768	136	32.961	187		14	1	3:24.302	2:12.825	210	42.495	154	28.982	207	
2	2	1:49.989	27.289	181	45.484	152	37.216			15	1	1:32.724	22.858	241	41.595	164	28.271	208	
3	2	4:33.691	3:14.761	216	49.532	146	29.398	205		16	1	1:31.562	22.725	241	40.688	165	28.149	208	
4	2	1:31.940	23.051	238	40.628	171	28.261	206		17	1	1:31.230	22.727	241	40.404	166	28.099	207	
5	2	1:31.401	23.032	238	40.284	177	28.085	206		18	1	1:31.140	22.702	241	40.377	166	28.061	208	
6	2	1:32.733	22.945	239	41.548	172	28.240	206		19	1	1:37.466	22.847	240	40.547	164	34.072		
7	2	1:31.431	22.822	239	40.465	175	28.144	207		20	1	3:38.633	2:10.189	153	55.094	123	33.350	183	
8	2	1:36.614	22.832	240	40.573	166	33.209			21	1	1:39.383	25.630	184	44.530	152	29.223	206	
9	2	4:33.365	3:24.196	235	40.951	169	28.218	207		22	1	1:32.492	23.390	237	40.980	162	28.122	209	
10	2	1:31.168	22.874	239	40.379	173	27.915	208		23	1	1:31.688	23.098	239	40.574	163	28.016	209	
11	2	1:31.175	22.823	240	40.411	174	27.941	208		24	1	1:31.478	22.798	241	40.547	163	28.133	209	
12	2	1:30.931	22.791	240	40.201	175	27.939	208		25	1	1:32.164	22.839	240	41.311	164	28.014	208	
13	2	1:36.328	22.838	240	40.506	171	32.984			26	1	1:44.692	23.872	191	45.489	152	35.331		





ADAC GT Masters

Sector List Free Practice 2



Provisional

Reg. Nr.: AMF CR 18/2020

Friday, October 16, 2020 15:40:00

Red Bull Ring, Length: 4318m

Air temperature: 7°C

Track temperature: 7.8°C

Weather condition: Dry

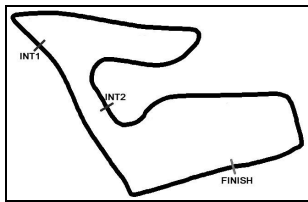
Lap	Id	Time	SE1	SP1	SE2	SP2	SE3	SP3	TSP	Lap	Id	Time	SE1	SP1	SE2	SP2	SE3	SP3	TSP
17 De Silvestro, CHE(#1) / Bachler, AUT(#2)										theoretical besttime: 1:30.760									
1	2	3:11.891	1:52.841	170	48.336	145	30.714	200		14	1	1:31.574	23.088	235	40.224	174	28.262	205	
2	2	1:35.671	24.162	207	42.005	152	29.504	203		15	1	1:37.447	23.146	235	40.330	168	33.971		
3	2	1:37.015	23.370	235	43.866	158	29.779	205		16	1	10:22.050	8:59.593	160	49.299	124	33.158	147	
4	2	1:33.140	23.067	235	40.475	173	29.598	204		17	1	1:41.375	27.096	206	44.569	156	29.710	201	
5	2	1:31.386	23.173	235	40.050	172	28.163	203		18	1	1:32.836	23.384	232	41.036	162	28.416	203	
6	2	1:30.851	23.042	235	39.917	174	27.892	204		19	1	1:31.660	23.156	233	40.497	172	28.007	202	
7	2	1:31.095	22.951	235	40.147	175	27.997	205		20	1	1:31.219	23.050	233	40.131	178	28.038	204	
8	2	1:36.617	22.969	236	40.794	167	32.854			21	1	1:33.819	23.061	234	42.112	135	28.646	202	
9	1	2:40.815	1:30.707	224	41.659	168	28.449	204		22	1	1:31.408	23.094	234	40.226	174	28.088	204	
10	1	1:31.862	23.198	234	40.425	171	28.239	204		23	1	1:34.322	23.053	234	42.786	144	28.483	205	
11	1	1:32.764	23.075	235	40.965	173	28.724	204		24	1	1:33.125	23.061	232	40.620	169	29.444	193	
12	1	1:31.817	23.060	236	40.388	175	28.369	204		25	1	1:40.404	23.510	232	42.002	164	34.892		
13	1	1:31.827	23.164	234	40.464	177	28.199	204											

Lap	Id	Time	SE1	SP1	SE2	SP2	SE3	SP3	TSP	Lap	Id	Time	SE1	SP1	SE2	SP2	SE3	SP3	TSP
18 Jahn, DEU(#1) / Fittje, DEU(#2)										theoretical besttime: 1:30.376									
1	2	2:27.730	1:00.004	165	50.342	138	37.384			15	1	1:31.399	23.030	234	40.343	171	28.026	205	
2	2	2:45.015	1:30.955	206	44.408	160	29.652	199		16	1	1:31.209	22.938	234	40.424	170	27.847	205	
3	2	1:33.739	23.678	230	41.175	169	28.886	201		17	1	1:35.547	22.952	234	40.086	173	32.509		
4	2	1:32.552	23.491	232	40.557	169	28.504	201		18	1	5:33.563	4:11.401	181	48.759	139	33.403	189	
5	2	1:31.879	23.295	232	40.332	169	28.252	203		19	1	1:40.115	25.375	204	45.277	159	29.463	201	
6	2	1:32.067	23.206	233	40.487	167	28.374	201		20	1	1:32.991	23.874	227	40.815	163	28.302	205	
7	2	2:17.670	23.218	232	1:24.964	140	29.488	204		21	1	1:31.239	23.128	232	40.187	171	27.924	206	
8	2	1:32.159	23.256	233	40.653	170	28.250	204		22	1	1:30.415	22.921	235	39.761	170	27.733	206	
9	2	1:33.207	23.160	232	41.717	162	28.330	204		23	1	1:34.052	22.882	235	41.424	130	29.746	206	
10	2	1:31.876	23.130	232	40.428	168	28.318	203		24	1	1:30.799	23.203	232	39.787	175	27.809	206	
11	2	1:33.547	23.199	232	40.310	169	30.038	196		25	1	1:30.918	22.954	233	40.105	175	27.859	205	
12	2	1:36.364	23.360	232	40.404	169	32.600			26	1	1:31.045	22.966	234	40.197	173	27.882	207	
13	1	2:37.472	1:28.353	230	40.579	170	28.540	202		27	1	1:38.394	23.029	234	40.708	171	34.657		
14	1	1:31.495	23.257	233	40.244	171	27.994	205											

Lap	Id	Time	SE1	SP1	SE2	SP2	SE3	SP3	TSP	Lap	Id	Time	SE1	SP1	SE2	SP2	SE3	SP3	TSP
19 Lagrange, BEL(#1) / Schmid, AUT(#2)										theoretical besttime: 1:29.989									
1	1	2:12.853	44.407	153	49.142	137	39.304			14	2	1:30.160	22.914	234	39.680	174	27.566	205	
2	1	2:54.975	1:31.360	224	47.747	156	35.868			15	2	1:30.168	22.960	234	39.762	170	27.446	206	
3	1	2:55.789	1:32.344	184	46.489	139	36.956			16	2	1:30.086	22.928	234	39.672	170	27.486	206	
4	2	2:43.075	1:30.146	224	43.894	158	29.035	203		17	2	1:38.087	22.871	235	39.927	168	35.289		
5	2	1:32.552	23.331	236	41.075	164	28.146	204		18	1	4:39.835	3:27.668	181	42.656	147	29.511	203	
6	2	1:31.930	23.196	232	40.595	167	28.139	203		19	1	1:32.021	23.413	230	40.504	164	28.104	204	
7	2	1:37.507	23.194	232	46.267	168	28.046	204		20	1	1:32.126	23.790	229	40.448	170	27.888	205	
8	2	1:38.496	23.171	234	41.200	159	34.125			21	1	1:31.781	23.349	230	40.412	163	28.020	204	
9	2	5:18.386	4:01.003	211	45.743	127	31.640	199		22	1	1:32.193	23.231	231	40.312	174	28.650	204	
10	2	1:37.760	23.868	231	43.608	149	30.284	205		23	1	1:31.264	23.059	232	40.295	163	27.910	205	
11	2	1:31.567	23.344	231	40.388	168	27.835	206		24	1	1:36.167	23.077	233	42.493	137	30.597	204	
12	2	1:30.697	23.069	233	40.076	171	27.552	205		25	1	1:43.326	23.276	232	43.557	141	36.493		
13	2	1:36.250	23.032	235	45.296	165	27.922	206											

Lap	Id	Time	SE1	SP1	SE2	SP2	SE3	SP3	TSP	Lap	Id	Time	SE1	SP1	SE2	SP2	SE3	SP3	TSP
20 Wishofer, AUT(#1) / Boccolacci, FRA(#2)										theoretical besttime: 1:30.752									
1	2	2:18.646	56.240	162	50.081	133	32.325	193		15	1	1:35.813	23.332	233	40.620	168	31.861		
2	2	1:38.591	25.039	217	43.509	156	30.043	201		16	1	5:15.868	3:53.446	173	50.115	134	32.307	196	
3	2	1:32.612	23.510	230	40.849	167	28.253	203		17	1	1:38.688	26.271	201	42.474	144	29.943	190	
4	2	1:32.313	23.319	232	40.808	165	28.186	203		18	1	1:33.465	23.881	227	41.067	159	28.517	201	
5	2	1:31.459	23.015	232	40.438	170	28.006	203		19	1	1:31.259	23.189	232	40.312	175	27.758	204	
6	2	1:31.447	23.200	232	40.384	168	27.863	203		20	1	1:30.881	23.063	232	40.089	178	27.729	205	
7	2	1:31.453	23.057	233	40.417	173	27.979	204		21	1	1:31.130	23.092	232	40.134	169	27.904	203	
8	2	1:41.855	23.049	233	45.220	157	33.586			22	1	1:30.894	23.053	232	40.105	173	27.736	206	
9	1	2:39.936	1:29.847	228	41.634	167	28.455	204		23	1	1:35.116	22.942	234	40.233	174	31.941		
10	1	1:31.768	23.122	232	40.567	170	28.079	203		24	2	3:06.510	1:53.674	215	42.767	161	30.069	204	
11	1	1:31.734	23.175	233	40.531	168	28.028	202		25	2	1:31.541	22.934	234	40.421	165	28.186	206	
12	1	1:31.846	23.249	232	40.535	171	28.062	203		26	2	1:31.712	23.093	235	40.735	166	27.884	205	
13	1	1:31.407	23.109	232	40.440	168	27.858	204		27	2	1:31.731	23.098	234	40.798	162	27.835	206	
14	1	1:31.390	23.023	233	40.317	167	28.050	203		28	2	1:38.313	23.154	234	41.217	165	33.942		





ADAC GT Masters

Sector List Free Practice 2



Provisional

Reg. Nr.: AMF CR 18/2020

Friday, October 16, 2020 15:40:00

Red Bull Ring, Length: 4318m

Air temperature: 7°C

Track temperature: 7.8°C

Weather condition: Dry

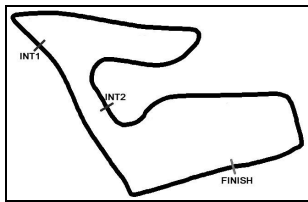
Lap	Id	Time	SE1	SP1	SE2	SP2	SE3	SP3	TSP	Lap	Id	Time	SE1	SP1	SE2	SP2	SE3	SP3	TSP
21 Eriksson, SWE(#1) / Keilwitz, DEU(#2)										theoretical besttime: 1:31.096									
1	2	2:34.767	1:15.148	148	47.130	136	32.489	197		15	1	1:33.168	23.448	230	41.561	157	28.159	204	
2	2	1:34.926	24.199	229	41.704	157	29.023	201		16	1	1:39.584	23.180	231	40.954	168	35.450		
3	2	1:32.363	23.307	230	40.704	157	28.352	203		17	1	3:46.420	2:24.462	183	50.492	142	31.466	174	
4	2	1:32.231	23.302	231	40.687	165	28.242	204		18	1	1:39.802	26.016	207	44.244	152	29.542	185	
5	2	1:32.826	23.388	231	40.642	161	28.796	204		19	1	1:34.631	24.617	231	41.817	154	28.197	205	
6	2	1:32.520	23.127	230	41.298	159	28.095	204		20	1	1:31.877	23.210	232	40.774	167	27.893	204	
7	2	1:31.748	23.102	231	40.414	166	28.232	204		21	1	1:31.383	23.026	232	40.323	172	28.034	206	
8	2	1:34.212	23.172	230	42.741	161	28.299	205		22	1	1:31.442	23.055	231	40.330	169	28.057	204	
9	2	1:31.577	23.068	230	40.452	162	28.057	204		23	1	1:31.243	23.062	233	40.365	171	27.816	204	
10	2	1:31.410	23.123	230	40.420	168	27.867	205		24	1	1:31.275	23.091	232	40.297	170	27.887	205	
11	2	1:37.262	23.099	230	40.311	166	33.852			25	1	1:31.262	23.097	232	40.254	168	27.911	205	
12	1	2:43.208	1:32.507	213	42.144	157	28.557	203		26	1	1:38.183	23.137	231	40.446	163	34.600		
13	1	1:34.356	23.340	231	41.576	144	29.440	204		27	1	3:53.020	2:27.504	197	47.521	154	37.995		
14	1	1:32.366	23.179	231	41.037	167	28.150	204		28	1	3:01.590	1:34.105	155	49.595	132	37.890		

22 Stolz, DEU(#1) / Engel, DEU(#2)										theoretical besttime: 1:30.601									
1	1	2:22.520	1:00.490	164	50.444	134	31.586	199		14	1	3:58.172	2:44.109	222	45.038	155	29.025	203	
2	1	1:35.632	24.221	221	42.575	158	28.836	202		15	1	1:32.626	23.459	231	41.112	158	28.055	204	
3	1	1:34.752	23.429	233	41.169	165	30.154	204		16	1	1:30.862	23.091	232	40.106	171	27.665	206	
4	1	1:32.380	23.461	232	40.760	164	28.159	204		17	1	1:30.601	22.974	234	39.987	171	27.640	206	
5	1	1:31.182	23.151	233	40.069	173	27.962	205		18	1	1:30.991	22.999	232	40.032	170	27.960	205	
6	1	1:31.201	23.084	233	40.227	169	27.890	204		19	1	1:38.994	22.977	233	40.791	153	35.226		
7	1	1:31.210	23.098	233	40.149	172	27.963	205		20	1	3:48.409	2:39.025	230	40.611	165	28.773	196	
8	1	1:41.490	23.066	235	43.763	160	34.661			21	1	1:31.254	23.374	231	40.125	164	27.755	206	
9	1	3:30.955	2:18.758	226	41.364	166	30.833	205		22	1	1:30.946	23.131	231	40.092	170	27.723	204	
10	1	1:33.499	23.217	232	41.622	147	28.660	206		23	1	1:36.825	23.193	232	40.210	169	33.422		
11	1	1:32.047	23.095	232	40.861	163	28.091	205		24	1	2:42.962	1:28.712	229	40.709	167	33.541		
12	1	1:31.756	23.117	233	40.441	173	28.198	205		25	1	2:45.565	1:28.925	228	41.941	160	34.699		
13	1	1:37.960	23.031	233	40.276	170	34.653			26	1	2:47.868	1:28.714	226	43.085	157	36.069		

26 Feller, CHE(#1) / Mücke, DEU(#2)										theoretical besttime: 1:29.807									
1	2	2:36.580	1:10.326	167	49.228	120	37.026	196		14	1	1:32.957	22.761	237	40.787	173	29.409	208	
2	2	1:46.609	26.111	209	48.578	136	31.920	201		15	1	1:35.650	22.841	237	39.818	177	32.991		
3	2	1:33.831	23.559	233	41.527	165	28.745	203		16	2	5:57.571	4:48.263	225	41.148	170	28.160	206	
4	2	1:32.292	23.309	234	40.600	172	28.383	204		17	2	1:34.841	23.000	234	43.558	159	28.283	206	
5	2	1:31.846	23.188	234	40.347	181	28.311	204		18	2	1:38.856	22.919	234	40.171	178	35.766		
6	2	1:31.634	23.126	235	40.340	174	28.168	205		19	1	3:54.654	2:37.118	213	45.835	156	31.701	199	
7	2	1:32.414	22.998	235	41.261	178	28.155	205		20	1	1:36.117	23.963	231	43.476	164	28.678	202	
8	2	1:32.921	23.034	235	41.555	166	28.332	206		21	1	1:31.848	23.396	234	40.487	171	27.965	206	
9	2	1:31.239	22.950	235	40.168	178	28.121	205		22	1	1:30.563	22.837	236	40.187	167	27.539	207	
10	2	1:37.633	22.954	235	40.216	180	34.463			23	1	1:32.419	22.811	237	40.121	181	29.487	207	
11	1	2:39.043	1:28.790	230	41.765	166	28.488	205		24	1	1:29.841	22.768	236	39.752	179	27.321	208	
12	1	1:30.773	23.154	235	39.877	183	27.742	206		25	1	1:36.209	22.734	237	40.297	176	33.178		
13	1	1:30.568	22.870	236	40.061	181	27.637	207											

28 Hofer, AUT(#1) / Haase, DEU(#2)										theoretical besttime: 1:30.746									
1	2	2:20.080	1:00.540	174	48.595	133	30.945	198		16	1	1:31.453	23.072	232	40.275	173	28.106	203	
2	2	1:37.365	24.357	219	43.564	157	29.444	203		17	1	1:31.330	22.968	233	40.227	177	28.135	203	
3	2	1:33.223	23.638	232	41.163	164	28.422	203		18	1	1:38.193	23.336	231	40.700	166	34.157		
4	2	1:38.838	23.218	235	41.479	154	34.141	202		19	1	1:38.157							
5	2	1:32.250	23.275	234	40.859	166	28.116	203		20	1	2:05.214	46.482	161	45.394	152	33.338	198	
6	2	1:31.693	23.145	233	40.548	173	28.000	204		21	1	1:36.206	24.132	227	43.326	158	28.748	201	
7	2	1:42.241	23.084	232	44.476	158	34.681			22	1	1:32.378	23.390	232	40.723	158	28.265	203	
8	2	3:08.476	1:59.632	227	40.802	173	28.042	203		23	1	1:31.322	23.088	232	40.381	173	27.853	203	
9	2	1:31.792	23.163	234	40.442	174	28.187	205		24	1	1:31.992	23.062	234	40.402	170	28.528	204	
10	2	1:31.609	23.077	232	40.425	174	28.107	204		25	1	1:30.953	22.958	236	40.276	172	27.719	204	
11	2	1:59.711	23.092	233	40.516	174	56.103	172		26	1	1:30.971	22.939	234	40.196	172	27.836	205	
12	2	1:33.131	24.245	232	40.478	173	28.408	204		27	1	1:30.759	22.889	234	40.138	169	27.732	205	
13	2	1:36.822	23.034	234	40.301	176	33.487			28	1	1:31.510	22.969	234	40.533	163	28.008	205	
14	1	2:37.169	1:27.643	228	41.059	167	28.467	203		29	1	1:50.479	25.729	182	45.991	158	38.759		
15	1	1:31.854	23.248	232	40.406	170	28.200	202											





ADAC GT Masters

Sector List Free Practice 2



Provisional

Reg. Nr.: AMF CR 18/2020

Friday, October 16, 2020 15:40:00

Red Bull Ring, Length: 4318m

Air temperature: 7°C

Track temperature: 7.8°C

Weather condition: Dry

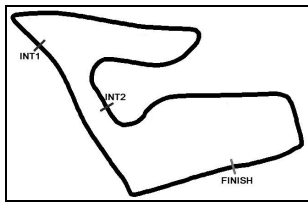
Lap Id	Time	SE1	SP1	SE2	SP2	SE3	SP3	TSP	Lap Id	Time	SE1	SP1	SE2	SP2	SE3	SP3	TSP
29 Schramm, DEU(#1) / Mies, DEU(#2)									theoretical besttime: 1:30.549								
1	2	2:31.916	1:12.425	176	47.347	122	32.144	197	14	2	1:30.781	23.036	234	40.101	175	27.644	205
2	2	1:34.717	24.403	230	41.602	166	28.712	204	15	2	1:30.793	22.964	235	40.117	172	27.712	204
3	2	1:33.071	23.397	237	41.259	164	28.415	204	16	2	1:32.827	22.963	235	40.120	167	29.744	205
4	2	1:31.267	23.041	234	40.238	174	27.988	204	17	2	1:32.654	22.946	234	40.751	167	28.957	205
5	2	1:33.024	23.845	234	40.300	174	28.879	205	18	2	1:35.985	22.918	235	40.183	175	32.884	
6	2	1:30.820	23.091	234	40.027	178	27.702	204	19	1	5:13.058	4:03.123	228	41.533	164	28.402	203
7	2	1:30.830	22.924	235	40.156	177	27.750	204	20	1	1:31.952	23.272	232	40.396	173	28.284	204
8	2	1:40.928	23.077	234	42.187	160	35.664		21	1	1:32.504	23.171	234	41.370	168	27.963	205
9	2	5:36.573	4:25.947	227	42.025	168	28.601	203	22	1	1:31.542	23.104	236	40.316	171	28.122	204
10	2	1:31.878	23.108	234	40.129	172	28.641	204	23	1	1:34.729	23.254	235	43.303	159	28.172	205
11	2	1:30.820	22.889	235	40.202	172	27.729	206	24	1	1:32.231	23.119	234	40.743	164	28.369	205
12	2	1:33.389	22.878	235	41.658	144	28.853	206	25	1	1:38.221	23.112	233	41.416	153	33.693	
13	2	1:31.214	22.997	235	40.276	170	27.941	203	26	1	2:48.877	1:28.659	221	44.416	143	35.802	

Lap Id	Time	SE1	SP1	SE2	SP2	SE3	SP3	TSP	Lap Id	Time	SE1	SP1	SE2	SP2	SE3	SP3	TSP
31 Niederhauser, CHE(#1) / van der Linde, ZAF(#2)									theoretical besttime: 1:30.033								
1	2	1:50.327	35.080	213	45.591	150	29.656	199	15	1	1:32.554	22.939	234	40.114	169	29.501	205
2	2	1:33.726	24.042	228	41.234	162	28.450	203	16	1	1:30.620	22.986	234	39.918	171	27.716	205
3	2	1:36.644	23.257	234	41.126	164	32.261	202	17	1	1:40.093	22.893	234	40.052	164	37.148	
4	2	1:31.895	23.176	234	40.836	171	27.883	204	18	1	6:14.882	4:55.948	197	47.441	148	31.493	197
5	2	1:31.388	23.081	235	40.348	173	27.959	204	19	1	1:37.178	23.953	232	43.498	154	29.727	200
6	2	1:32.983	23.013	235	40.182	168	29.788	204	20	1	1:35.945	23.831	228	41.200	160	30.914	205
7	2	1:31.157	23.023	234	40.321	174	27.813	205	21	1	1:38.482	23.120	233	42.586	169	32.776	205
8	2	1:31.250	23.033	234	40.385	166	27.832	204	22	1	1:31.047	23.093	234	40.390	172	27.564	206
9	2	1:30.944	23.050	233	40.180	170	27.714	205	23	1	1:30.687	22.975	234	39.937	175	27.775	204
10	2	1:35.815	22.938	234	39.996	171	32.881		24	1	1:30.285	22.929	234	39.776	174	27.580	205
11	1	2:56.500	1:46.518	227	41.314	161	28.668	204	25	1	1:30.178	22.826	234	39.868	174	27.484	205
12	1	1:34.288	23.093	232	40.155	177	31.040	204	26	1	1:44.884	22.773	235	45.704	137	36.407	
13	1	1:32.700	23.073	232	40.664	173	28.963	205	27	1	2:47.452	1:29.558	211	43.212	156	34.682	
14	1	1:30.716	23.044	233	39.989	172	27.683	204									

Lap Id	Time	SE1	SP1	SE2	SP2	SE3	SP3	TSP	Lap Id	Time	SE1	SP1	SE2	SP2	SE3	SP3	TSP
33 Salaquarda, CZE(#1) / Stippler, DEU(#2)									theoretical besttime: 1:30.354								
1	1	2:13.123	49.416	133	48.109	149	35.598	199	13	1	1:31.395	23.217	234	40.343	171	27.835	205
2	1	1:40.203	24.273	231	43.378	145	32.552	201	14	1	1:34.334	22.950	235	40.109	177	31.275	206
3	1	1:33.033	23.386	233	41.136	174	28.511	202	15	1	1:30.544	22.994	235	39.809	179	27.741	206
4	1	1:31.712	23.170	234	40.523	175	28.019	205	16	1	1:34.429	22.859	236	39.989	176	31.581	207
5	1	1:32.704	23.189	234	41.355	165	28.160	206	17	1	1:40.998	23.052	235	40.025	178	37.921	
6	1	1:31.540	23.117	235	40.281	174	28.142	204	18	2	4:41.964	3:29.174	225	44.348	151	28.442	204
7	1	1:31.276	23.124	235	40.289	176	27.863	206	19	2	1:32.749	24.354	231	40.510	164	27.885	206
8	1	1:39.658	23.034	235	42.722	155	33.902		20	2	1:30.772	22.898	235	40.188	168	27.686	206
9	2	2:44.594	1:28.990	210	42.118	173	33.486		21	2	1:30.949	23.064	234	40.135	170	27.750	204
10	1	2:49.977	1:31.252	139	43.393	152	35.332		22	2	1:35.325	23.085	235	40.831	153	31.409	205
11	1	7:47.207	6:26.893	180	50.368	146	29.946	201	23	2	1:42.055	23.008	234	45.502	154	33.545	
12	1	1:35.854	25.190	228	42.177	161	28.487	205									

Lap Id	Time	SE1	SP1	SE2	SP2	SE3	SP3	TSP	Lap Id	Time	SE1	SP1	SE2	SP2	SE3	SP3	TSP
36 Dienst, DEU(#1) / Frommenwiler, CHE(#2)									theoretical besttime: 1:30.735								
1	1	2:23.369	1:03.605	180	48.381	136	31.383	192	13	2	1:31.799	23.152	231	40.495	162	28.152	204
2	1	1:42.940	24.587	209	48.708	154	29.645	202	14	2	1:31.307	23.080	232	40.342	169	27.885	204
3	1	1:32.051	23.415	230	40.546	164	28.090	204	15	2	1:31.195	23.125	232	40.233	167	27.837	205
4	1	1:31.662	23.169	232	40.594	166	27.899	206	16	2	1:31.366	23.104	232	40.222	163	28.040	204
5	1	1:42.667	23.103	233	41.038	138	38.526		17	2	1:36.462	23.273	206	41.710	156	31.479	204
6	1	3:34.353	2:20.930	201	42.088	162	31.335	204	18	2	1:30.803	22.965	232	40.127	170	27.711	204
7	1	1:31.328	23.316	231	40.210	165	27.802	206	19	2	1:30.880	23.056	231	40.157	171	27.667	204
8	1	1:30.960	23.162	232	40.103	167	27.695	206	20	2	1:51.185	23.968	203	48.648	143	38.569	
9	1	1:36.580	23.037	233	40.349	161	33.194		21	1	8:52.555	7:34.226	223	42.609	151	35.720	
10	2	2:41.958	1:32.088	225	41.677	169	28.193	204	22	1	2:46.265	1:29.584	227	45.320	128	31.361	204
11	2	1:32.451	23.264	231	40.478	171	28.709	196	23	1	1:40.742	23.306	233	41.951	151	35.485	
12	2	1:32.152	23.356	231	40.574	164	28.222	203									





ADAC GT Masters

Sector List Free Practice 2



Provisional

Reg. Nr.: AMF CR 18/2020

Friday, October 16, 2020 15:40:00

Red Bull Ring, Length: 4318m

Air temperature: 7°C

Track temperature: 7.8°C

Weather condition: Dry

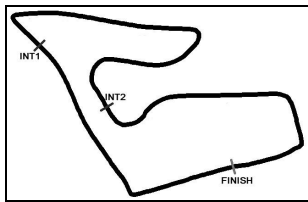
Lap	Id	Time	SE1	SP1	SE2	SP2	SE3	SP3	TSP	Lap	Id	Time	SE1	SP1	SE2	SP2	SE3	SP3	TSP
47 Dontje, NLD(#1) / Götz, DEU(#2)										theoretical besttime: 1:30.440									
1	2	3:22.436	1:59.824	181	52.910	147	29.702	201		15	1	1:37.360	23.050	235	40.681	166	33.629		
2	2	1:35.990	23.744	228	41.638	159	30.608	203		16	1	5:14.932	4:02.088	224	43.583	154	29.261	202	
3	2	1:33.335	23.266	232	40.759	170	29.310	203		17	1	1:33.313	23.529	231	41.297	157	28.487	204	
4	2	1:31.647	23.050	234	40.517	174	28.080	203		18	1	1:31.545	23.181	233	40.412	164	27.952	203	
5	2	1:30.848	22.971	234	40.045	173	27.832	205		19	1	1:31.166	23.130	234	40.221	171	27.815	205	
6	2	1:30.926	22.965	234	39.984	174	27.977	204		20	1	1:30.768	22.941	234	40.064	169	27.763	205	
7	2	1:31.250	22.968	234	40.133	174	28.149	204		21	1	1:30.719	22.967	235	40.019	171	27.733	205	
8	2	1:35.677	22.992	234	40.205	173	32.480			22	1	1:30.622	22.926	235	40.069	173	27.627	205	
9	1	2:41.133	1:30.618	230	41.240	164	29.275	203		23	1	1:35.750	22.874	236	40.176	165	32.700		
10	1	1:32.516	23.214	234	40.688	163	28.614	203		24	2	2:38.611	1:29.445	222	40.804	164	28.362	206	
11	1	1:32.980	22.981	235	40.664	144	29.335	204		25	2	1:31.062	22.839	234	40.576	170	27.647	206	
12	1	1:31.681	23.001	235	40.499	170	28.181	204		26	2	1:31.083	22.963	234	40.337	171	27.783	207	
13	1	1:31.698	23.080	235	40.495	170	28.123	204		27	2	1:38.733	22.829	235	40.507	174	35.397		
14	1	1:31.803	23.114	236	40.560	163	28.129	204											

Lap	Id	Time	SE1	SP1	SE2	SP2	SE3	SP3	TSP	Lap	Id	Time	SE1	SP1	SE2	SP2	SE3	SP3	TSP
48 Ellis, GBR(#1) / Marciello, ITA(#2)										theoretical besttime: 1:30.222									
1	1	3:04.117	1:40.078	126	53.684	143	30.355	199		13	1	4:36.201	3:12.337	91	50.830	138	33.034	181	
2	1	1:35.557	24.091	229	42.692	164	28.774	204		14	1	1:42.157	25.767	216	46.562	145	29.828	203	
3	1	1:32.679	23.375	231	40.798	166	28.506	203		15	1	1:33.132	24.659	189	40.790	165	27.683	208	
4	1	1:31.527	23.171	232	40.489	171	27.867	205		16	1	1:33.262	22.859	235	40.167	164	30.236	208	
5	1	1:31.402	23.126	232	40.461	173	27.815	206		17	1	1:30.556	22.913	235	40.078	178	27.565	208	
6	1	1:31.673	23.081	234	40.313	172	28.279	206		18	1	1:45.762	22.845	235	39.824	175	43.093	170	
7	1	1:39.407	23.178	230	42.004	150	34.225			19	1	1:34.772	24.185	212	41.313	145	29.274	206	
8	2	7:27.768	6:17.457	222	41.770	158	28.541	205		20	1	1:30.606	23.021	235	39.926	173	27.659	207	
9	2	1:32.024	23.215	234	40.689	164	28.120	206		21	1	1:30.426	22.898	236	39.975	168	27.553	207	
10	2	1:31.929	22.986	235	40.480	165	28.463	206		22	1	1:35.930	22.910	236	40.061	169	32.959		
11	2	1:31.439	23.021	235	40.471	167	27.947	205		23	2	2:44.493	1:31.001	188	44.674	142	28.818	206	
12	2	1:39.367	22.956	235	40.557	164	35.854			24	2	1:37.934	22.930	234	41.009	152	33.995		

Lap	Id	Time	SE1	SP1	SE2	SP2	SE3	SP3	TSP	Lap	Id	Time	SE1	SP1	SE2	SP2	SE3	SP3	TSP
54 Reicher, AUT(#1) / Siedler, AUT(#2)										theoretical besttime: 1:30.740									
1	2	1:58.233	39.244	175	48.267	141	30.722	197		15	1	1:31.891	23.266	234	40.566	167	28.059	204	
2	2	1:35.367	24.109	230	42.362	153	28.896	202		16	1	1:32.244	23.254	235	40.664	159	28.326	205	
3	2	1:32.944	23.542	231	41.023	163	28.379	203		17	1	1:31.819	23.327	233	40.543	165	27.949	204	
4	2	1:31.799	23.245	233	40.534	165	28.020	203		18	1	1:31.209	23.014	234	40.237	167	27.958	205	
5	2	1:31.340	23.175	234	40.243	169	27.922	204		19	1	1:31.345	23.100	234	40.297	168	27.948	204	
6	2	1:30.834	23.108	234	40.025	173	27.701	204		20	1	1:32.172	23.135	234	40.709	169	28.328	205	
7	2	1:31.047	23.046	234	40.136	167	27.865	204		21	1	1:38.968	23.068	234	40.441	165	35.459		
8	2	1:31.234	23.112	235	40.226	168	27.896	204		22	1	2:55.876	1:41.591	227	44.862	157	29.423	204	
9	2	1:36.566	23.079	234	40.347	166	33.140			23	1	1:32.776	23.242	234	41.266	159	28.268	206	
10	1	5:18.298	4:05.977	223	41.949	155	30.372	202		24	1	1:31.904	23.154	234	40.712	167	28.038	206	
11	1	1:32.409	23.330	233	40.720	167	28.359	204		25	1	1:31.530	23.021	234	40.479	165	28.030	205	
12	1	1:31.945	23.193	234	40.711	172	28.041	204		26	1	1:31.728	23.099	234	40.556	163	28.073	206	
13	1	1:31.921	23.231	233	40.600	164	28.090	204		27	1	1:38.750	23.061	235	41.388	163	34.301		
14	1	1:31.358	23.146	233	40.328	168	27.884	204		28	1	2:30.376	1:11.114	227	43.511	150	35.751		

Lap	Id	Time	SE1	SP1	SE2	SP2	SE3	SP3	TSP	Lap	Id	Time	SE1	SP1	SE2	SP2	SE3	SP3	TSP
63 Perera, FRA(#1) / Costa Balboa, ESP(#2)										theoretical besttime: 1:30.384									
1	2	2:01.099	38.223	187	46.764	147	36.112			14	1	1:38.678	23.448	234	40.928	163	34.302		
2	1	2:46.140	1:31.485	196	45.067	150	29.588	203		15	1	5:05.669	3:44.330	172	48.292	138	33.047	198	
3	1	1:40.706	23.512	234	41.362	158	35.832			16	1	1:43.147	25.723	195	45.219	156	32.205	202	
4	2	2:44.548	1:28.538	226	42.233	162	33.777			17	1	1:37.090	24.157	215	43.626	141	29.307	205	
5	1	3:01.120	1:42.676	179	47.090	141	31.354	198		18	1	1:33.035	23.172	234	41.792	159	28.071	206	
6	1	1:42.433	24.173	229	43.492	151	34.768			19	1	1:30.768	22.899	236	40.249	167	27.620	207	
7	1	3:09.209	1:57.958	168	42.731	158	28.520	205		20	1	1:30.777	22.850	235	40.224	168	27.703	206	
8	1	1:31.920	23.119	235	40.812	162	27.989	206		21	1	1:30.576	23.005	235	40.103	169	27.468	207	
9	1	1:35.245	23.019	235	40.412	167	31.814	204		22	1	1:30.550	22.820	235	40.186	172	27.544	207	
10	1	1:31.467	23.051	235	40.630	170	27.786	206		23	1	1:30.590	22.878	236	40.099	168	27.613	207	
11	1	1:31.219	22.908	237	40.259	172	28.052	205		24	1	1:33.372	22.817	237	42.028	156	28.527	208	
12	1	1:31.220	22.897	236	40.369	166	27.954	206		25	1	1:41.726	22.903	236	44.019	153	34.804		
13	1	1:31.290	22.920	236	40.435	161	27.935	206											





ADAC GT Masters

Sector List Free Practice 2



Provisional

Reg. Nr.: AMF CR 18/2020

Friday, October 16, 2020 15:40:00

Red Bull Ring, Length: 4318m

Air temperature: 7°C

Track temperature: 7.8°C

Weather condition: Dry

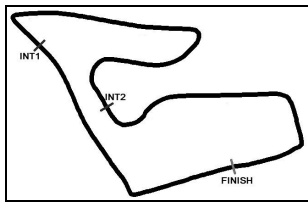
Lap Id	Time	SE1	SP1	SE2	SP2	SE3	SP3	TSP	Lap Id	Time	SE1	SP1	SE2	SP2	SE3	SP3	TSP
71 Langeveld, NLD(#1) / Paul, DEU(#2)									theoretical besttime: 1:30.300								
1	1	2:30.245	1:04.969	168	48.001	147	37.275		14	1	1:31.523	23.035	232	40.023	172	28.465	200
2	2	2:55.023	1:33.725	180	44.852	145	36.446		15	1	1:30.941	23.145	232	39.951	175	27.845	205
3	1	2:49.473	1:31.836	218	42.948	160	34.689		16	1	1:38.881	22.914	234	45.481	161	30.486	204
4	2	2:47.865	1:30.229	224	43.305	153	34.331		17	1	1:30.891	22.917	233	40.198	173	27.776	205
5	1	2:47.755	1:30.140	225	42.818	159	34.797		18	1	1:31.066	22.912	234	40.206	173	27.948	205
6	2	2:46.069	1:30.182	209	42.235	159	33.652		19	1	1:38.112	23.108	233	40.387	171	34.617	
7	1	3:24.459	2:07.532	170	45.218	146	31.709	198	20	2	2:50.591	1:31.439	229	50.882	161	28.270	205
8	1	1:34.664	24.263	229	41.266	165	29.135	202	21	2	1:31.297	23.286	231	40.474	167	27.537	206
9	1	1:32.282	23.443	231	40.590	170	28.249	203	22	2	1:32.689	23.124	233	40.492	156	29.073	197
10	1	1:31.784	23.099	232	40.513	175	28.172	204	23	2	1:31.220	23.155	233	40.151	170	27.914	205
11	1	1:31.699	23.170	231	40.060	167	28.469	204	24	2	1:34.406	22.929	234	40.433	174	31.044	205
12	1	1:30.744	23.010	232	39.851	174	27.883	204	25	2	1:31.107	23.014	232	40.269	174	27.824	206
13	1	1:31.162	23.095	232	40.183	175	27.884	204	26	2	1:44.251	23.317	233	43.444	154	37.490	

72 Schöll, AUT(#1) / Pepper, ZAF(#2)									theoretical besttime: 1:30.208								
1	0	2:32.722	1:09.170	137					14	0	1:30.564	22.900	238	39.965	174	27.699	
2	0	1:42.124							15	1	1:30.229	22.639	240	39.951	178	27.639	208
3	0	1:37.484							16	1	1:37.068	22.973	238	40.568	170	33.527	
4	0	1:41.940							17	2	2:41.188	1:28.480	235	40.656	150	32.052	208
5	1	6:53.329	5:42.496	228	42.051	159	28.782	203	18	2	1:30.825	23.020	238				208
6	1	1:33.146	23.188	237	41.253	156	28.705	204	19	2	1:30.512	22.757	238				208
7	1	1:32.387	23.221	237	40.639	169	28.527	205	20	0	1:32.242	22.720	239				
8	1	1:36.572	22.951	239	40.690	167	32.931		21	2	1:30.888	22.757	240				209
9	1	3:10.619	1:55.761	187	44.607	135	30.251	202	22	2	1:30.491	22.618	240				209
10	1	1:37.422	25.118	206	43.767	161	28.537	206	23	2	1:30.293	22.706	240				206
11	1	1:31.735	23.182	237	40.596	164	27.957	206	24	0	1:34.476	22.776	239				
12	1	1:33.951	22.991	237	40.972	168	29.988	206	25	1	2:44.826	1:30.101	232				
13	1	1:30.863	23.057	238	40.102	174	27.704	207									

77 Pommer, DEU(#1) / Schmidt, CHE(#2)									theoretical besttime: 1:30.990								
1	1	3:05.088	1:47.357	200	47.544	144	30.187	200	14	1	1:31.349	23.062	235	40.371	170	27.916	203
2	1	1:35.618	23.812	229	42.939	156	28.867	205	15	1	1:33.114	22.939	236	42.142	169	28.033	204
3	1	1:32.811	23.359	233	41.133	163	28.319	204	16	1	1:33.101	22.976	236	41.228	158	28.897	204
4	1	1:32.064	23.133	235	40.686	166	28.245	204	17	1	1:37.648	23.001	236	40.405	164	34.242	
5	1	1:31.697	23.059	235	40.479	170	28.159	204	18	2	2:38.169	1:28.965	229	40.870	160	28.334	205
6	1	1:31.636	23.040	235	40.345	171	28.251	204	19	2	1:31.656	23.132	234	40.449	168	28.075	205
7	1	1:39.289	23.176	236	40.811	157	35.302		20	2	1:31.459	23.031	234	40.236	168	28.192	206
8	1	6:18.964	5:07.912	224	41.293	158	29.759	204	21	2	1:31.113	23.000	234	40.183	168	27.930	206
9	1	1:34.401	23.234	233	40.512	169	30.655	205	22	2	1:33.506	23.082	234	40.291	160	30.133	206
10	1	1:31.463	23.064	235	40.331	162	28.068	206	23	2	1:31.042	22.975	235	40.199	171	27.868	206
11	1	1:38.564	23.124	236	42.255	167	33.185		24	2	1:37.932	23.084	235	41.113	159	33.735	
12	1	4:32.365	3:15.335	164	47.661	148	29.369	203	25	2	2:48.285	1:29.306	230	43.897	155	35.082	
13	1	1:32.959	23.461	232	41.321	168	28.177	204									

82 Zimmermann, DEU(#1) / Schothorst, NLD(#2)									theoretical besttime: 1:30.568								
1	2	2:06.748	43.222	170	49.448	129	34.078	192	13	1	1:31.120	23.123	234	40.239	174	27.758	205
2	2	1:58.603	26.805	164	50.151	114	41.647		14	1	1:31.254	23.178	232	40.297	174	27.779	205
3	2	3:04.293	1:40.593	180	51.549	108	32.151	185	15	1	1:37.321	23.182	231	40.231	178	33.908	
4	2	1:42.032	26.429	217	46.326	152	29.277	202	16	2	6:11.661	5:02.357	228	41.316	165	27.988	204
5	2	1:51.648	25.105	149	46.713	156	39.830		17	2	1:31.265	23.232	232	40.244	171	27.789	205
6	1	2:57.197	1:37.936	218	44.981	156	34.280		18	2	1:33.181	23.080	233	40.785	157	29.316	206
7	2	2:45.905	1:30.686	227	42.008	166	33.211		19	2	1:31.421	23.122	233	40.596	163	27.703	205
8	2	2:47.048	1:29.841	158	43.393	163	33.814		20	2	1:31.067	23.034	234	40.398	165	27.635	206
9	1	2:38.673	1:28.782	229	41.691	168	28.200	204	21	2	1:30.989	23.083	234	40.370	159	27.536	206
10	1	1:31.656	23.173	232	40.550	170	27.933	206	22	2	1:30.581	22.960	234	40.244	161	27.377	207
11	1	1:31.431	23.168	232	40.430	171	27.833	206	23	2	1:36.842	23.015	234	40.449	166	33.378	
12	1	1:31.188	23.075	233	40.312	176	27.801	206									





ADAC GT Masters

Sector List Free Practice 2



Provisional

Reg. Nr.: AMF CR 18/2020

Friday, October 16, 2020 15:40:00

Red Bull Ring, Length: 4318m

Air temperature: 7°C

Track temperature: 7.8°C

Weather condition: Dry

Lap Id	Time	SE1	SP1	SE2	SP2	SE3	SP3	TSP	Lap Id	Time	SE1	SP1	SE2	SP2	SE3	SP3	TSP
92 Engelhart, DEU(#1) / Ammermüller, DEU(#2)									theoretical besttime: 1:30.375								
1	2	3:15.153	1:54.708	162	49.143	147	31.302	192	14	1	1:31.000	23.020	235	40.290	172	27.690	205
2	2	1:38.389	24.895	214	43.341	117	30.153	202	15	1	1:30.727	22.858	235	40.205	171	27.664	205
3	2	1:32.467	23.276	232	40.912	161	28.279	203	16	1	1:30.660	22.805	235	40.170	174	27.685	206
4	2	1:32.043	23.127	235	40.550	170	28.366	204	17	1	1:30.625	22.844	234	40.145	171	27.636	206
5	2	1:32.891	23.120	235	40.452	170	29.319	205	18	1	1:36.877	23.011	233	40.133	166	33.733	
6	2	1:31.455	23.064	235	40.421	171	27.970	203	19	1	6:09.162	4:59.580	228	41.539	162	28.043	204
7	2	1:31.144	23.051	235	40.223	173	27.870	205	20	1	1:31.570	23.084	231	40.657	169	27.829	207
8	2	1:31.043	23.011	234	40.138	173	27.894	205	21	1	1:30.530	22.960	231	39.981	169	27.589	206
9	2	1:36.267	23.023	234	40.246	173	32.998		22	1	1:36.686	22.899	232	40.044	167	33.743	
10	1	2:46.715	1:31.774	217	43.449	133	31.492	200	23	1	5:07.529	3:58.199	201	41.258	165	28.072	206
11	1	1:33.815	23.543	232	41.235	161	29.037	204	24	1	1:31.254	22.941	232	40.305	171	28.008	206
12	1	1:32.738	23.392	234	40.603	160	28.743	205	25	1	1:39.875	22.894	234	40.985	164	35.996	
13	1	1:31.136	22.945	235	40.309	171	27.882	206									

Lap Id	Time	SE1	SP1	SE2	SP2	SE3	SP3	TSP	Lap Id	Time	SE1	SP1	SE2	SP2	SE3	SP3	TSP
99 Renauer, DEU(#1) / Müller, DEU(#2)									theoretical besttime: 1:29.905								
1	2	2:13.449	51.028	144	50.318	128	32.103	201	14	1	1:31.053	22.995	234	40.402	165	27.656	205
2	2	1:42.451	26.121	179	43.884	155	32.446	204	15	1	1:30.769	22.885	235	39.966	159	27.918	206
3	2	1:31.768	23.158	234	40.403	169	28.207	204	16	1	1:30.480	22.830	236	39.998	163	27.652	207
4	2	1:31.091	23.034	235	40.045	170	28.012	205	17	1	1:30.508	22.874	236	40.038	165	27.596	205
5	2	1:30.676	22.934	235	39.928	174	27.814	205	18	1	1:37.057	22.950	236	40.554	155	33.553	
6	2	1:36.745	22.893	235	40.154	166	33.698		19	1	2:47.134	1:27.755	212	48.991	137	30.388	202
7	2	3:53.617	2:43.989	154	41.289	165	28.339	207	20	1	1:36.131	24.717	229	42.721	151	28.693	204
8	2	1:30.857	22.821	235	40.148	168	27.888	203	21	1	1:31.461	23.095	235	40.534	161	27.832	206
9	2	1:31.875	22.954	236	41.135	165	27.786	206	22	1	1:31.030	22.995	235	40.486	165	27.549	206
10	2	1:35.853	22.994	234	40.160	168	32.699		23	1	1:30.083	22.802	235	39.803	165	27.478	207
11	1	4:55.951	3:47.280	230	40.616	159	28.055	204	24	1	1:29.946	22.808	234	39.726	165	27.412	206
12	1	1:31.183	22.966	232	40.117	161	28.100	205	25	1	1:30.199	22.851	234	39.865	166	27.483	206
13	1	1:30.905	22.987	233	40.211	163	27.707	206	26	1	1:39.923	22.767	236	40.332	158	36.824	

