



Reg. Nr.: AMF CR 18/2020

Provisional

Result List

Stewards / Race Management

STEWARD	Harry Stüber
STEWARD	Wilhelm Singer
STEWARD	Johannes Maisel
RACE DIRECTOR	Christian Vormann
CLERK OF THE COURSE	Andy Meklau
TECHNICAL DELEGATE	Tim Zessack
CHIEF TIMEKEEPER	Daniel Schulze

Weather Start/Finish

AIR	6.0°C
TRACK	7.2°C
CONDITIONS	Wet
PRESSURE	940 hPa
AIR	6.0°C
TRACK	9.2°C
CONDITIONS	Wet
PRESSURE	940 hPa

Track Information

GREEN FLAG	13:45:01
CHEQUERED FLAG	14:27:35
SAFETY CAR PHASE	0
FULL COURSE YELLOW PHASE	0
TRACK NAME	Red Bull Ring
TRACK LENGTH	4318m
TURN COUNT	10
FASTEST LAP:	#22. MLL - 1:40.087

STARTED: 20 CLASSIFIED: 20 NOT CLASSIFIED: 0 DISQUALIFIED: 0

Nr.	Drivers	Team	Lap	Best Time	Gap	Diff	Kph	Day Time
Cl.	Car	Competitor						
1	22 J.Kasperik(DEU)/N.Möller-Madsen(DNK) Porsche Cayman 718 GT4 MR	Team Allied-Racing(DEU) Team Allied-Racing	17	1:40.087			155.3	14:27:21
2	59 A.Sizov(RUS)/C.Dreyspring(DEU) J McLaren 570s GT4	Dörr Motorsport(DEU) Dörr Motorsport	18	1:40.474	0.387	0.387	154.7	14:26:33
3	13 J.Marschalkowski(DEU)/H.Still(DEU) J Mercedes-AMG GT4	Team Zakspeed(DEU) Team Zakspeed	19	1:41.440	1.353	0.966	153.2	14:25:58
4	99 C.Jöns(DEU)/M.Siljehaug(NOR) McLaren 570s GT4	Dörr Motorsport(DEU) Dörr Motorsport	19	1:41.520	1.433	0.080	153.1	14:24:48
5	69 F.Martin-Dye(GBR)/P.Dörr(DEU) J McLaren 570s GT4	Dörr Motorsport(DEU) Dörr Motorsport	18	1:41.752	1.665	0.232	152.7	14:23:56
6	26 T.Kieffer(LUX)/C.Kosch(LUX) T Porsche Cayman 718 GT4 MR	Team Allied-Racing(DEU) Team Allied-Racing	19	1:41.758	1.671	0.006	152.7	14:27:12
7	2 G.Piana(ITA)/M.Schrey(DEU) BMW M4 GT4	Hofor Racing by Bonk Motorsport(CHE) Hofor Racing by Bonk Motorsport	19	1:42.202	2.115	0.444	152.0	14:24:48
8	9 T.Neumann(BUL)/J.Bölting(DEU) T Porsche Cayman 718 GT4 MR	DLV-Team Schuetz Motorsport(DEU) DLV-Team Schuetz Motorsport	17	1:42.405	2.318	0.203	151.7	14:26:14
9	23 R.Falkenbach(DEU)/C.Piro(DEU) J Ginetta G55 GT4	Team piro sports Caffè d Italia(DEU) Team piro sports Caffè d Italia	20	1:42.885	2.798	0.480	151.0	14:27:05
10	48 J.Apotheloz(CHE)/L.Trefz(DEU) J Mercedes-AMG GT4	MANN-FILTER Team HTP-WINWARD(DEU) HTP-WINWARD Motorsport	20	1:42.887	2.800	0.002	151.0	14:26:41
11	71 W.Tregurtha(GBR)/H.Sasse(DEU) J Audi R8 LMS GT4	T3-HRT-Motorsport(DEU) T3-HRT-Motorsport	20	1:42.979	2.892	0.092	150.9	14:26:09
12	19 L.O Dey(DEU)/A.Tauscher(DEU) J Porsche Cayman 718 GT4 MR	KÜS TEAM75 Bernhard(DEU) KÜS TEAM75 Bernhard	19	1:43.015	2.928	0.036	150.8	14:25:18
13	21 D.Fetzer(DEU)/J.Sturm(DEU) J Porsche Cayman 718 GT4 MR	Team Allied-Racing(DEU) Team Allied-Racing	15	1:43.136	3.049	0.121	150.7	14:26:28
14	24 F.Janits(AUT)/R.Kofler(AUT) KTM X-BOW GT4 EVO	True Racing(AUT) True Racing	16	1:43.271	3.184	0.135	150.5	14:22:41
15	10 J.Erlbacher(AUT)/C.Dupre(DEU) J Mercedes-AMG GT4	Dupre Motorsport Engineering(DEU) Dupre Motorsport Engineering	18	1:43.493	3.406	0.222	150.2	14:23:53
16	27 S.Grotstollen(DEU)/G.Braun(DEU) T BMW M4 GT4	team lillestoff(DEU) team lillestoff	17	1:43.805	3.718	0.312	149.7	14:25:56
17	3 C.Hürtgen(DEU)/S.von Gartzen(DEU) BMW M4 GT4	Hofor Racing by Bonk Motorsport(CHE) Hofor Racing by Bonk Motorsport	18	1:44.044	3.957	0.239	149.4	14:20:52
18	89 J.Krabec(CZE)/L.Marionek(DEU) T KTM X-Bow GT4	RTR projects(CZE) RTR projects	17	1:44.461	4.374	0.417	148.8	14:25:53
19	14 J.Kreutzpointner(DEU)/A.Kreutzpointner(DEU) BMW M4 GT4	MRS GT-Racing(DEU) MRS GT-Racing	16	1:47.326	7.239	2.865	144.8	14:24:56
20	8 M.Suabo(DEU)/M.Dienst(DEU) T Mercedes-AMG GT4	DLV-Team Schuetz Motorsport(DEU) DLV-Team Schuetz Motorsport	6	1:48.051	7.964	0.725	143.8	14:01:26

Subject to final scrutineering!



Provisional


Result List

Nr. Drivers	Team	Lap	Best Time	Gap	Diff	Kph	Day Time
Cl. Car	Competitor						

Publication time:

Clerk of the Course: Andy Meklau

Timekeeper: Daniel Schulze





Reg. Nr.: AMF CR 18/2020

Provisional

Class Result List

Stewards / Race Management

STEWARD	Harry Stüber
STEWARD	Wilhelm Singer
STEWARD	Johannes Maisel
RACE DIRECTOR	Christian Vormann
CLERK OF THE COURSE	Andy Meklau
TECHNICAL DELEGATE	Tim Zessack
CHIEF TIMEKEEPER	Daniel Schulze

Weather Start/Finish

AIR	6.0°C
TRACK	7.2°C
CONDITIONS	Wet
PRESSURE	940 hPa
AIR	6.0°C
TRACK	9.2°C
CONDITIONS	Wet
PRESSURE	940 hPa

Track Information

GREEN FLAG	13:45:01
CHEQUERED FLAG	14:27:35
SAFETY CAR PHASE	0
FULL COURSE YELLOW PHASE	0
TRACK NAME	Red Bull Ring
TRACK LENGTH	4318m
TURN COUNT	10
FASTEST LAP:	#22. MLL - 1:40.087

STARTED: 20 CLASSIFIED: 20 NOT CLASSIFIED: 0 DISQUALIFIED: 0

Nr.	Drivers	Team	Lap	Best Time	Gap	Diff	Kph	Day Time
	Car	Competitor						

CLASS: Junior

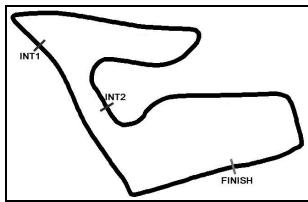
Started: 9	Classified: 9	Not Classified: 0						
1	59 A.Sizov(RUS)/C.Dreyspring(DEU) McLaren 570s GT4	Dörr Motorsport(DEU) Dörr Motorsport	18	1:40.474			154.7	14:26:33
2	13 J.Marschalkowski(DEU)/H.Still(DEU) Mercedes-AMG GT4	Team Zakspeed(DEU) Team Zakspeed	19	1:41.440	0.966	0.966	153.2	14:25:58
3	69 F.Martin-Dye(GBR)/P.Dörr(DEU) McLaren 570s GT4	Dörr Motorsport(DEU) Dörr Motorsport	18	1:41.752	1.278	0.312	152.7	14:23:56
4	23 R.Falkenbach(DEU)/C.Piro(DEU) Ginetta G55 GT4	Team piro sports Caffè d Italia(DEU) Team piro sports Caffè d Italia	20	1:42.885	2.411	1.133	151.0	14:27:05
5	48 J.Apotheloz(CHE)/L.Trefz(DEU) Mercedes-AMG GT4	MANN-FILTER Team HTP-WINWARD(DEU) HTP-WINWARD Motorsport	20	1:42.887	2.413	0.002	151.0	14:26:41
6	71 W.Tregurtha(GBR)/H.Sasse(DEU) Audi R8 LMS GT4	T3-HRT-Motorsport(DEU) T3-HRT-Motorsport	20	1:42.979	2.505	0.092	150.9	14:26:09
7	19 L.O Dey(DEU)/A.Tauscher(DEU) Porsche Cayman 718 GT4 MR	KÜS TEAM75 Bernhard(DEU) KÜS TEAM75 Bernhard	19	1:43.015	2.541	0.036	150.8	14:25:18
8	21 D.Fetzer(DEU)/J.Sturm(DEU) Porsche Cayman 718 GT4 MR	Team Allied-Racing(DEU) Team Allied-Racing	15	1:43.136	2.662	0.121	150.7	14:26:28
9	10 J.Erlbacher(AUT)/C.Dupre(DEU) Mercedes-AMG GT4	Dupre Motorsport Engineering(DEU) Dupre Motorsport Engineering	18	1:43.493	3.019	0.357	150.2	14:23:53

CLASS: Trophy

Started: 5	Classified: 5	Not Classified: 0						
1	26 T.Kieffer(LUX)/C.Kosch(LUX) Porsche Cayman 718 GT4 MR	Team Allied-Racing(DEU) Team Allied-Racing	19	1:41.758			152.7	14:27:12
2	9 T.Neumann(BUL)/J.Bölting(DEU) Porsche Cayman 718 GT4 MR	DLV-Team Schuetz Motorsport(DEU) DLV-Team Schuetz Motorsport	17	1:42.405	0.647	0.647	151.7	14:26:14
3	27 S.Grotstollen(DEU)/G.Braun(DEU) BMW M4 GT4	team lillestoff(DEU) team lillestoff	17	1:43.805	2.047	1.400	149.7	14:25:56
4	89 J.Krabec(CZE)/L.Marionek(DEU) KTM X-Bow GT4	RTR projects(CZE) RTR projects	17	1:44.461	2.703	0.656	148.8	14:25:53
5	8 M.Suabo(DEU)/M.Dienst(DEU) Mercedes-AMG GT4	DLV-Team Schuetz Motorsport(DEU) DLV-Team Schuetz Motorsport	6	1:48.051	6.293	3.590	143.8	14:01:26

Subject to final scrutineering!

Publication time:	Clerk of the Course: Andy Meklau	Timekeeper: Daniel Schulze
-------------------	----------------------------------	----------------------------



ADAC GT4 Germany

Sector List Free Practice 2

Provisional



Reg. Nr.: AMF CR 18/2020

Friday, October 16, 2020 13:45:00

Red Bull Ring, Length: 4318m

Air temperature: 6°C

Track temperature: 9.3°C

Weather condition: Wet

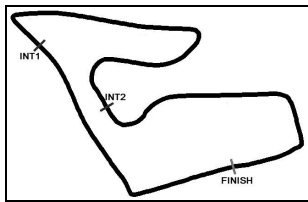
Lap	Id	Time	SE1	SP1	SE2	SP2	SE3	SP3	TSP	Lap	Id	Time	SE1	SP1	SE2	SP2	SE3	SP3	TSP
2										theoretical besttime: 1:41.997									
Piana, ITA(#1) / Schrey, DEU(#2)																			
1	1	1:57.493	35.278	197	48.437	135	33.778	180		12	1	1:45.471	26.102	215	47.230	153	32.139	184	
2	1	1:47.079	26.502	210	47.129	141	33.448	181		13	1	1:45.743	26.047	217	47.285	153	32.411	183	
3	1	1:46.530	26.431	211	46.613	141	33.486	182		14	1	1:54.172	26.293	214	47.645	152	40.234		
4	1	1:46.667	26.408	211	46.749	147	33.510	180		15	1	4:27.743	3:06.755	205	48.259	154	32.729	184	
5	1	1:46.483	26.464	211	46.714	143	33.305	182		16	1	1:44.805	26.194	213	46.754	149	31.857	185	
6	1	1:53.148	26.384	212	46.711	143	40.053			17	1	1:43.485	25.767	216	46.077	156	31.641	182	
7	1	4:42.828	3:12.613	166	54.901	128	35.314	179		18	1	1:43.657	25.654	217	46.607	151	31.396	186	
8	1	1:54.251	29.308	198	51.084	132	33.859	182		19	1	1:42.202	25.471	217	45.545	151	31.186	187	
9	1	1:50.143	27.149	197	49.765	138	33.229	180		20	1	1:46.751	25.323	217	45.488	154	35.940		
10	1	1:48.344	26.828	205	48.688	147	32.828	180		21									
11	1	1:46.711	26.553	208	47.865	151	32.293	183											

Lap	Id	Time	SE1	SP1	SE2	SP2	SE3	SP3	TSP	Lap	Id	Time	SE1	SP1	SE2	SP2	SE3	SP3	TSP
3										theoretical besttime: 1:43.448									
Hürtgen, DEU(#1) / von Gartzen, DEU(#2)																			
1	2	2:01.028	37.938	204	49.202	133	33.888	180		12	1	1:52.661	26.567	211	47.122	136	38.972		
2	2	1:47.865	26.852	211	47.424	133	33.589	181		13	1	3:39.755	2:09.233	168	55.232	129	35.290	164	
3	2	1:47.520	26.558	211	47.340	137	33.622	181		14	1	1:50.121	27.767	208	49.141	139	33.213	182	
4	2	1:47.189	26.626	211	47.145	139	33.418	181		15	1	1:46.327	26.535	214	47.416	147	32.376	183	
5	2	1:47.016	26.542	212	46.864	137	33.610	179		16	1	1:44.920	26.122	214	46.894	150	31.904	183	
6	2	1:47.181	26.565	211	47.155	137	33.461	181		17	1	1:44.485	26.104	213	46.430	147	31.951	183	
7	2	1:52.436	26.683	211	47.256	140	38.497			18	1	1:44.044	25.835	214	46.564	150	31.645	185	
8	1	3:16.985	1:56.524	205	47.067	137	33.394	180		19	1	1:48.986	25.690	216	46.131	162	37.165		
9	1	1:47.203	26.382	211	47.388	137	33.433	181		20	2	3:22.499	2:00.973	149	49.203	135	32.323	186	
10	1	1:47.246	26.457	209	47.605	138	33.184	180		21	2	2:03.379	25.888	215	46.113	144	51.378		
11	1	1:47.605	26.520	210	47.804	140	33.281	180											

Lap	Id	Time	SE1	SP1	SE2	SP2	SE3	SP3	TSP	Lap	Id	Time	SE1	SP1	SE2	SP2	SE3	SP3	TSP
8										theoretical besttime: 1:48.051									
Suabo, DEU(#1) / Dienst, DEU(#2)																			
1	1	3:08.140	1:28.982	138	59.184	110	39.974	146		8	1	1:57.006	27.107	206	48.963	123	40.936		
2	1	1:57.412	31.648	179	50.539	120	35.225	180		9	1	3:31.414	2:02.886	191	48.359	133	40.169		
3	1	1:49.654	27.138	200	48.165	132	34.351	180		10	1	3:32.801	2:01.551	184	49.909	130	41.341		
4	1	1:58.459	27.696	193	48.281	132	42.482			11	2	8:00.081	6:11.986	105	1:03.363	98	44.732		
5	1	5:43.621	4:21.270	195	48.099	127	34.252	180		12	2	6:05.751	4:37.958	167	53.002	116	34.791	181	
6	1	1:48.051	26.883	204	47.382	127	33.786	180		13	2	2:23.951	29.155	186	47.912	130	1:06.884		
7	1	1:48.376	26.974	209	47.489	133	33.913	178											

Lap	Id	Time	SE1	SP1	SE2	SP2	SE3	SP3	TSP	Lap	Id	Time	SE1	SP1	SE2	SP2	SE3	SP3	TSP
9										theoretical besttime: 1:42.190									
Neumann, BUL(#1) / Bölting, DEU(#2)																			
1	1	3:24.706	1:46.482	143	58.836	99	39.388	173		10	1	1:45.847	26.010	204	47.186	141	32.651	186	
2	1	1:48.968	27.371	208	47.673	128	33.924	181		11	1	1:54.212	25.837	217	48.704	139	39.671		
3	1	1:55.978	26.758	213	47.734	124	41.486			12	2	3:24.790	2:02.722	197	48.748	134	33.320	184	
4	1	3:37.046	1:58.051	198	54.696	110	44.299			13	2	1:46.153	26.626	218	47.112	142	32.415	187	
5	1	5:33.609	3:53.507	159	1:01.492	119	38.610	177		14	2	1:44.371	26.211	218	46.195	149	31.965	186	
6	1	2:09.052	28.772	170	55.712	123	44.568			15	2	1:42.978	25.747	219	45.721	150	31.510	188	
7	1	3:22.876	1:58.281	182	50.191	134	34.404	184		16	2	1:42.790	25.530	219	45.498	145	31.762	187	
8	1	1:49.468	26.586	195	48.995	139	33.887	183		17	2	1:42.405	25.373	220	45.453	144	31.579	188	
9	1	1:48.023	26.567	197	48.075	144	33.381	185		18	2	1:58.091	25.421	220	45.307	153	47.363		

Lap	Id	Time	SE1	SP1	SE2	SP2	SE3	SP3	TSP	Lap	Id	Time	SE1	SP1	SE2	SP2	SE3	SP3	TSP
10										theoretical besttime: 1:43.168									
Erlbacher, AUT(#1) / Dupre, DEU(#2)																			
1	2	2:09.361	44.339	163	49.524	124	35.498	178		11	2	1:45.421	26.311	211	46.326	137	32.784	181	
2	2	1:49.421	27.100	209	48.345	130	33.976	179		12	2	1:51.072	26.372	212	46.692	132	38.008		
3	2	1:47.941	26.773	210	47.081	130	34.087	177		13	1	5:24.601	3:44.692	131	1:02.093	110	37.816	162	
4	2	1:48.079	26.754	210	47.265	129	34.060	179		14	1	1:57.584	30.253	156	53.112	132	34.219	181	
5	2	1:48.058	26.766	209	47.238	136	34.054	177		15	1	1:47.753	26.978	211	48.179	142	32.596	185	
6	2	1:47.467	26.711	209	47.072	137	33.684	179		16	1	1:45.758	26.806	212	47.079	145	31.873	186	
7	2	1:48.029	27.598	208	46.902	138	33.529	179		17	1	1:44.117	26.094	215	46.261	148	31.762	186	
8	2	1:47.721	26.829	209	47.256	140	33.636	178		18	1	1:43.493	26.078	215	45.923	145	31.492	185	
9	2	1:52.461	26.847	209	47.104	139	38.510			19	1	1:47.633	25.753	215	46.190	148	35.690		
10	2	4:14.178	2:53.520	184	47.474	133	33.184	182											



ADAC GT4 Germany

Sector List Free Practice 2

Provisional



Reg. Nr.: AMF CR 18/2020

Friday, October 16, 2020 13:45:00

Red Bull Ring, Length: 4318m

Air temperature: 6°C

Track temperature: 9.3°C

Weather condition: Wet

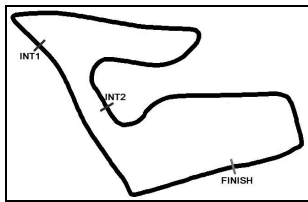
Lap	Id	Time	SE1	SP1	SE2	SP2	SE3	SP3	TSP	Lap	Id	Time	SE1	SP1	SE2	SP2	SE3	SP3	TSP
13 Marschalkowski, DEU(#1) / Still, DEU(#2)										theoretical besttime: 1:41.387									
1	2	3:28.747	1:55.016	146	56.761	122	36.970	174		11	2	1:44.811	26.323	210	46.058	145	32.430	181	
2	2	1:56.973	28.947	181	53.025	130	35.001	181		12	2	1:48.954	26.245	211	46.098	144	36.611		
3	2	1:46.521	26.550	210	46.459	140	33.512	181		13	1	3:18.634	1:58.554	205	46.984	130	33.096	182	
4	2	1:46.624	26.699	210	46.552	140	33.373	181		14	1	1:45.265	26.356	211	46.463	135	32.446	182	
5	2	1:45.618	26.402	210	46.238	144	32.978	180		15	1	1:49.384	27.325	180	46.359	142	35.700		
6	2	1:45.615	26.378	211	46.113	143	33.124	180		16	1	4:30.070	3:02.535	159	53.200	124	34.335	183	
7	2	1:45.562	26.343	211	46.276	144	32.943	180		17	1	1:46.002	26.380	213	47.870	141	31.752	186	
8	2	1:50.877	26.344	211	46.962	141	37.571			18	1	1:42.598	25.844	214	45.652	146	31.102	187	
9	2	2:59.408	1:39.613	209	47.059	138	32.736	183		19	1	1:41.440	25.336	216	45.168	150	30.936	188	
10	2	1:44.669	26.062	212	45.964	143	32.643	180		20	1	2:06.080	25.283	216	45.369	152	55.428		

Lap	Id	Time	SE1	SP1	SE2	SP2	SE3	SP3	TSP	Lap	Id	Time	SE1	SP1	SE2	SP2	SE3	SP3	TSP
14 Kreuzpointner, DEU(#1) / Kreuzpointner, DEU(#2)										theoretical besttime: 1:47.049									
1	2	3:01.520	1:12.363	98	1:05.410	98	43.747	148		10	2	1:49.401	26.555	211	49.217	139	33.629	183	
2	2	2:21.433	35.227	128	59.566	94	46.640			11	2	1:48.228	26.778	211	48.186	132	33.264	183	
3	2	5:15.076	3:13.832	114	1:06.996	94	54.248			12	2	1:57.210	26.801	211	49.031	124	41.378		
4	2	5:24.597	3:39.279	123	1:03.246	95	42.072	175		13	1	3:23.242	1:58.040	189	50.911	137	34.291	182	
5	2	1:59.832	28.808	179	54.256	121	36.768	178		14	1	1:49.230	26.894	211	49.005	137	33.331	183	
6	2	1:55.819	28.688	174	51.949	128	35.182	181		15	1	1:48.532	26.473	213	48.998	126	33.061	184	
7	2	1:51.486	27.229	211	49.956	131	34.301	182		16	1	1:47.326	26.050	214	48.049	136	33.227	184	
8	2	1:51.009	26.922	212	50.052	127	34.035	183		17	1	2:08.283	25.939	214	1:06.331	65	36.013	183	
9	2	1:51.091	27.080	211	50.271	131	33.740	183		18	1	3:12.721	26.091	213	1:25.127	63	1:21.503		

Lap	Id	Time	SE1	SP1	SE2	SP2	SE3	SP3	TSP	Lap	Id	Time	SE1	SP1	SE2	SP2	SE3	SP3	TSP
19 O Dey, DEU(#1) / Tauscher, DEU(#2)										theoretical besttime: 1:42.686									
1	2	2:14.423	47.519	143	52.323	121	34.581	183		12	2	1:45.460	25.734	217	47.006	144	32.720	188	
2	2	1:47.897	26.310	210	47.854	130	33.733	184		13	2	1:44.446	25.950	219	46.546	141	31.950	189	
3	2	1:47.393	26.274	215	47.415	129	33.704	184		14	2	1:45.325	25.571	221	46.407	142	33.347	185	
4	2	1:47.599	26.221	216	47.507	133	33.871	184		15	2	1:51.911	25.763	219	48.276	134	37.872		
5	2	1:54.037	26.221	214	47.556	131	40.260			16	1	3:18.242	1:58.042	201	47.403	124	32.797	187	
6	2	5:58.063	4:16.805	148	1:00.615	100	40.643	148		17	1	1:46.185	25.928	217	46.328	145	33.929	187	
7	2	1:58.873	31.502	176	52.205	114	35.166	183		18	1	1:44.183	25.952	217	46.154	149	32.077	188	
8	2	1:49.853	26.803	186	49.664	133	33.386	184		19	1	1:43.015	25.673	219	45.648	147	31.694	189	
9	2	1:47.685	26.365	214	47.952	136	33.368	185		20	1	1:43.204	25.751	218	45.421	139	32.032	189	
10	2	1:46.523	26.190	209	47.692	139	32.641	187		21	1	2:50.683	25.764	218	1:15.432	72	1:09.487		
11	2	1:45.917	26.109	218	47.073	141	32.735	186											

Lap	Id	Time	SE1	SP1	SE2	SP2	SE3	SP3	TSP	Lap	Id	Time	SE1	SP1	SE2	SP2	SE3	SP3	TSP
21 Fetzer, DEU(#1) / Sturm, DEU(#2)										theoretical besttime: 1:42.510									
1	2	2:30.332	55.867	153	58.633	118	35.832	180		9	2	1:45.336	26.215	208	46.749	144	32.372	183	
2	2	1:53.310	28.697	190	50.223	121	34.390	179		10	2	1:44.710	25.864	218	46.413	144	32.433	184	
3	2	1:52.861	26.919	203	50.087	114	35.855	181		11	2	1:44.462	25.805	220	46.179	144	32.478	184	
4	2	2:04.419	29.003	142	57.110	118	38.306			12	2	1:47.280	25.952	219	45.905	149	35.423		
5	2	13:26.550	11:53.812	143	57.158	117	35.580	179		13	1	3:15.568	1:56.140	203	47.235	143	32.193	188	
6	2	2:02.540	30.156	160	55.985	112	36.399	183		14	1	1:43.349	25.840	218	46.019	145	31.490	187	
7	2	1:57.211	27.999	171	50.690	116	38.522	183		15	1	1:43.136	25.476	220	46.249	139	31.411	186	
8	2	1:56.513	27.255	172	56.252	105	33.006	186		16	1	2:22.673	25.461	221	45.638	142	1:11.574		

Lap	Id	Time	SE1	SP1	SE2	SP2	SE3	SP3	TSP	Lap	Id	Time	SE1	SP1	SE2	SP2	SE3	SP3	TSP
22 Kasperlik, DEU(#1) / Möller-Madsen, DNK(#2)										theoretical besttime: 1:39.870									
1	1	2:23.736	54.411	195	54.272	118	35.053	151		10	1	1:44.853	26.366	215	46.542	144	31.945	184	
2	1	1:49.898	28.649	200	47.843	125	33.406	181		11	1	1:43.387	25.971	217	45.793	146	31.623	184	
3	1	1:46.922	26.651	213	47.025	134	33.246	181		12	1	1:43.220	25.966	217	45.843	147	31.411	185	
4	1	1:46.566	26.333	214	47.084	133	33.149	181		13	1	1:42.400	25.692	218	45.420	153	31.288	186	
5	1	1:45.922	26.373	214	46.438	138	33.111	182		14	1	1:46.025	25.537	220	45.295	153	35.193		
6	1	1:46.074	26.233	215	46.677	138	33.164	181		15	2	3:17.579	2:01.518	217	45.056	154	31.005	190	
7	1	1:56.980	26.721	200	50.287	117	39.972			16	2	1:40.785	25.718	219	44.494	158	30.573	190	
8	1	11:58.646	10:26.365	133	57.193	134	35.088	176		17	2	1:40.087	25.155	221	44.142	161	30.790	188	
9	1	1:47.108	26.915	210	47.587	140	32.606	182		18	2	3:20.860	28.861	69	1:26.647	75	1:25.352		



ADAC GT4 Germany

Sector List Free Practice 2

Provisional



Reg. Nr.: AMF CR 18/2020

Friday, October 16, 2020 13:45:00

Red Bull Ring, Length: 4318m

Air temperature: 6°C

Track temperature: 9.3°C

Weather condition: Wet

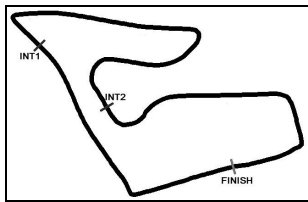
Lap Id	Time	SE1	SP1	SE2	SP2	SE3	SP3	TSP	Lap Id	Time	SE1	SP1	SE2	SP2	SE3	SP3	TSP
23 Falkenbach, DEU(#1) / Piro, DEU(#2)									theoretical besttime: 1:42.652								
1	2	2:01.963	36.841	195	50.733	127	34.389	177	12	2	1:46.526	26.854	205	47.362	147	32.310	181
2	2	1:48.542	27.306	204	47.842	135	33.394	179	13	2	1:51.597	26.694	203	47.517	145	37.386	
3	2	1:47.535	26.873	203	47.206	139	33.456	178	14	1	3:20.417	1:57.543	190	50.079	129	32.795	181
4	2	1:47.164	26.871	201	47.119	139	33.174	178	15	1	1:45.610	26.467	204	47.275	149	31.868	180
5	2	1:46.855	26.876	205	46.838	142	33.141	178	16	1	1:44.547	26.269	205	46.849	157	31.429	182
6	2	1:47.098	26.919	203	46.878	146	33.301	177	17	1	1:43.820	26.002	206	46.220	156	31.598	180
7	2	1:55.219	26.840	205	46.746	142	41.633		18	1	1:43.980	26.291	206	46.160	156	31.529	182
8	2	6:17.332	4:47.938	170	53.819	123	35.575	173	19	1	1:43.260	26.213	206	45.776	156	31.271	182
9	2	1:53.137	28.277	183	50.579	137	34.281	173	20	1	1:42.885	26.006	206	45.644	154	31.235	183
10	2	1:49.741	27.488	192	49.073	142	33.180	178	21	1	2:56.148	25.773	207	1:18.586	61	1:11.789	
11	2	1:47.555	27.061	199	47.884	145	32.610	178									

Lap Id	Time	SE1	SP1	SE2	SP2	SE3	SP3	TSP	Lap Id	Time	SE1	SP1	SE2	SP2	SE3	SP3	TSP
24 Janits, AUT(#1) / Kofler, AUT(#2)									theoretical besttime: 1:41.841								
1	2	2:04.183	39.704	167	49.825	131	34.654	178	10	2	3:21.654	2:01.361	205	46.479	142	33.814	181
2	2	1:49.098	27.016	191	48.097	137	33.985	180	11	1	1:45.188	26.309	211	45.973	150	32.906	181
3	2	1:47.338	26.723	210	47.121	138	33.494	180	12	1	1:54.554	26.511	210	49.961	142	38.082	
4	2	1:50.006	26.608	210	48.001	125	35.397	181	13	1	5:46.943	4:11.133	120	58.041	119	37.769	159
5	2	1:47.553	26.688	209	46.960	134	33.905	180	14	1	1:48.131	29.084	211	47.069	143	31.978	184
6	2	1:53.593	26.842	209	47.296	138	39.455		15	1	1:43.932	26.043	214	46.281	144	31.608	185
7	2	4:46.335	3:26.386	201	46.866	140	33.083	181	16	1	1:43.271	25.832	215	46.151	154	31.288	186
8	2	1:45.735	26.336	210	46.455	139	32.944	180	17	1	1:43.272	26.041	213	45.009	152	32.222	186
9	2	1:53.143	26.372	210	47.781	135	38.990		18	1	1:47.745	25.544	214	45.132	150	37.069	

Lap Id	Time	SE1	SP1	SE2	SP2	SE3	SP3	TSP	Lap Id	Time	SE1	SP1	SE2	SP2	SE3	SP3	TSP
26 Kieffer, LUX(#1) / Kosch, LUX(#2)									theoretical besttime: 1:41.706								
1	2	4:57.919	3:10.491	121	1:04.664	100	42.764	139	11	1	1:45.973	27.510	214	45.996	143	32.467	185
2	2	2:19.915	37.126	131	1:00.409	100	42.380	139	12	1	1:44.774	26.271	216	46.234	146	32.269	181
3	2	2:06.328	29.493	175	58.408	117	38.427	164	13	1	1:44.240	26.000	217	45.916	142	32.324	183
4	2	1:59.383	27.980	197	54.788	98	36.615	180	14	1	1:51.329	26.270	213	46.285	144	38.774	
5	2	1:54.504	27.255	202	50.865	120	36.384	177	15	1	3:17.444	1:54.682	192	48.362	124	34.400	183
6	2	1:54.692	28.463	188	51.418	128	34.811	181	16	1	1:45.076	25.800	215	46.993	154	32.283	183
7	2	1:49.953	27.027	207	49.017	133	33.909	183	17	1	1:43.464	25.613	217	46.203	157	31.648	185
8	2	1:55.107	26.784	211	48.739	133	39.584		18	1	1:42.969	25.439	218	45.673	151	31.857	186
9	1	4:10.091	2:47.563	200	49.250	131	33.278	183	19	1	1:41.758	25.491	217	44.986	160	31.281	185
10	1	1:45.943	26.382	216	46.690	145	32.871	181	20	1	3:11.922	25.840	169	1:25.482	75	1:20.600	

Lap Id	Time	SE1	SP1	SE2	SP2	SE3	SP3	TSP	Lap Id	Time	SE1	SP1	SE2	SP2	SE3	SP3	TSP
27 Grotstollen, DEU(#1) / Braun, DEU(#2)									theoretical besttime: 1:43.550								
1	1	2:10.272	42.842	193	51.698	125	35.732	175	10	1	4:19.386	2:48.321	154	55.745	118	35.320	177
2	1	1:51.584	27.566	197	49.809	126	34.209	179	11	1	1:55.938	28.358	145	53.223	138	34.357	176
3	1	1:50.410	27.039	187	49.052	135	34.319	179	12	1	1:48.805	26.693	211	48.898	137	33.214	180
4	1	1:48.507	26.714	211	47.877	132	33.916	177	13	1	1:48.188	26.725	198	48.381	150	33.082	182
5	1	1:48.116	26.712	211	47.609	143	33.795	179	14	1	1:53.223	26.280	210	48.082	143	38.861	
6	1	1:48.153	26.837	211	47.780	142	33.536	179	15	1	4:33.035	3:13.329	208	47.372	142	32.334	183
7	1	1:47.946	26.961	210	47.205	145	33.780	179	16	1	1:45.314	26.059	213	46.779	157	32.476	185
8	1	1:54.963	27.701	210	48.007	146	39.255		17	1	1:43.805	25.763	216	46.213	158	31.829	186
9	1	6:07.656	4:20.860	147	59.745	116	47.051		18	1	2:06.499	25.629	216	46.092	156	54.778	

Lap Id	Time	SE1	SP1	SE2	SP2	SE3	SP3	TSP	Lap Id	Time	SE1	SP1	SE2	SP2	SE3	SP3	TSP
48 Apotheloz, CHE(#1) / Trefz, DEU(#2)									theoretical besttime: 1:42.743								
1	2	2:31.142	58.736	187	57.800	122	34.606	181	12	2	1:44.648	26.278	211	46.180	150	32.190	182
2	2	1:47.958	27.177	210	47.386	140	33.395	182	13	2	1:52.806	26.732	210	46.311	147	39.763	
3	2	1:47.231	26.526	211	47.233	139	33.472	182	14	1	5:20.858	3:50.665	153	55.570	119	34.623	180
4	2	1:46.852	26.534	211	47.032	142	33.286	182	15	1	1:49.738	26.945	213	49.983	137	32.810	183
5	2	1:46.472	26.495	211	46.834	146	33.143	182	16	1	1:46.082	26.095	201	47.481	134	32.506	183
6	2	1:51.384	26.496	211	46.716	144	38.172		17	1	1:44.032	25.934	216	46.243	140	31.855	185
7	2	3:34.926	2:13.377	208	47.874	131	33.675	183	18	1	1:42.936	25.566	217	45.763	145	31.607	187
8	2	1:45.452	26.429	212	46.235	149	32.788	182	19	1	1:43.516	25.785	217	45.895	138	31.836	187
9	2	1:44.701	26.299	211	46.163	145	32.239	183	20	1	1:42.887	25.400	217	45.736	138	31.751	186
10	2	1:52.324	26.299	211	46.280	149	39.745	182	21	1	2:25.309	25.660	215	53.365	79	1:06.284	
11	2	1:44.723	26.307	211	46.126	151	32.290	183									



ADAC GT4 Germany

Sector List Free Practice 2

Provisional



Reg. Nr.: AMF CR 18/2020

Friday, October 16, 2020 13:45:00

Red Bull Ring, Length: 4318m

Air temperature: 6°C

Track temperature: 9.3°C

Weather condition: Wet

Lap Id	Time	SE1	SP1	SE2	SP2	SE3	SP3	TSP	Lap Id	Time	SE1	SP1	SE2	SP2	SE3	SP3	TSP
59 Sizov, RUS(#1) / Dreyspring, DEU(#2)									theoretical besttime: 1:40.316								
1	2	2:30.595	47.105	151	1:03.048	106	40.442	143	11	2	3:31.838	2:02.459	145	54.790	117	34.589	187
2	2	2:06.291	32.908	171	56.359	111	37.024	176	12	2	1:47.791	26.681	194	48.799	136	32.311	189
3	2	1:56.961	28.688	167	53.046	124	35.227	180	13	2	1:43.401	25.773	221	46.112	145	31.516	190
4	2	1:52.518	27.666	180	50.486	131	34.366	183	14	2	1:41.804	25.402	224	45.294	147	31.108	192
5	2	1:52.848	26.811	203	47.835	133	38.202		15	2	1:47.013	25.587	226	45.208	148	36.218	
6	1	3:30.021	1:58.043	209	49.399	121	42.579		16	1	3:11.592	1:55.078	223	45.471	148	31.043	194
7	2	3:17.438	1:56.468	212	47.310	133	33.660	183	17	1	1:42.132	25.126	229	46.154	151	30.852	193
8	2	1:52.932	26.847	210	47.589	131	38.496		18	1	1:40.474	25.041	227	44.684	152	30.749	194
9	1	3:23.255	1:56.881	209	49.625	113	36.749	178	19	1	2:30.557	24.883	224	44.888	149	1:20.786	
10	1	2:03.667	29.607	172	52.396	105	41.664										

Lap Id	Time	SE1	SP1	SE2	SP2	SE3	SP3	TSP	Lap Id	Time	SE1	SP1	SE2	SP2	SE3	SP3	TSP
69 Martin-Dye, GBR(#1) / Dörr, DEU(#2)									theoretical besttime: 1:41.561								
1	0	2:46.083	1:09.168	158	57.698	107	39.217	179	12	0	1:52.270	26.430	206	47.154	147	38.686	
2	0	2:05.455	29.557	179	52.274	113	43.624		13	0	3:53.866	2:28.545	115	51.303	139	34.018	187
3	0	3:32.271	2:10.769	187	48.107	139	33.395	183	14	0	1:45.634	26.438	215	47.106	145	32.090	186
4	0	1:45.830	26.390	213	46.484	140	32.956	184	15	0	1:43.893	25.831	216	46.595	147	31.467	189
5	0	1:45.870	26.659	212	46.279	147	32.932	184	16	0	1:43.339	25.672	218	46.480	146	31.187	189
6	0	1:46.341	26.546	213	46.475	144	33.320	183	17	0	1:42.416	25.649	217	45.562	151	31.205	191
7	0	1:52.883	26.819	211	47.184	140	38.880		18	0	1:41.752	25.398	218	45.110	151	31.244	191
8	0	3:39.331	2:19.714	152	46.939	144	32.678	184	19	0	1:41.997	25.264	219	45.262	153	31.471	189
9	0	1:46.765	26.355	202	47.175	139	33.235	184	20	0	1:43.542	25.460	218	45.778	157	32.304	191
10	0	1:45.570	26.248	212	46.472	150	32.850	184	21	0	3:32.578	28.710	71	1:33.892	70	1:29.976	
11	0	1:46.033	26.293	212	46.667	149	33.073	183									

Lap Id	Time	SE1	SP1	SE2	SP2	SE3	SP3	TSP	Lap Id	Time	SE1	SP1	SE2	SP2	SE3	SP3	TSP
71 Tregurtha, GBR(#1) / Sasse, DEU(#2)									theoretical besttime: 1:42.441								
1	1	2:10.137	47.302	179	48.606	131	34.229	181	12	2	1:51.276	27.948	208	49.584	136	33.744	180
2	1	1:47.189	26.421	213	47.209	134	33.559	181	13	2	1:48.256	26.783	213	48.159	139	33.314	182
3	1	1:46.000	26.322	213	46.513	143	33.165	180	14	2	1:47.124	26.773	214	47.676	141	32.675	183
4	1	1:53.563	27.034	212	48.415	135	38.114		15	2	1:45.498	26.388	214	46.650	152	32.460	184
5	1	4:42.810	3:00.072	178	1:03.338	100	39.400	154	16	2	1:45.369	26.600	214	46.529	150	32.240	184
6	1	2:00.003	29.910	178	53.690	119	36.403	175	17	2	1:44.500	26.425	215	46.228	152	31.847	185
7	1	1:53.102	27.810	192	50.874	136	34.418	180	18	2	1:43.617	26.105	215	45.781	152	31.731	186
8	1	1:51.096	27.199	202	50.038	136	33.859	181	19	2	1:44.504	26.630	207	46.131	152	31.743	187
9	1	1:49.520	27.218	210	48.926	143	33.376	180	20	2	1:42.979	25.927	217	45.463	157	31.589	186
10	1	1:52.916	26.882	212	48.703	143	37.331		21	2	2:00.190	25.803	215	45.049	157	49.338	
11	2	3:28.419	1:58.094	179	54.073	121	36.252	162									

Lap Id	Time	SE1	SP1	SE2	SP2	SE3	SP3	TSP	Lap Id	Time	SE1	SP1	SE2	SP2	SE3	SP3	TSP
89 Krabec, CZE(#1) / Marionek, DEU(#2)									theoretical besttime: 1:43.485								
1	2	2:19.923	51.806	189	52.848	126	35.269	179	10	2	1:58.774	28.332	190	49.152	128	41.290	
2	2	1:50.708	27.317	184	48.507	131	34.884	180	11	2	5:45.201	4:07.242	138	1:00.808	121	37.151	179
3	2	2:00.329	28.220	169	55.795	121	36.314	181	12	2	1:49.981	27.322	207	49.478	135	33.181	183
4	2	1:53.497	26.559	207	51.635	132	35.303	178	13	2	1:47.065	27.207	210	46.964	138	32.894	183
5	2	1:47.344	26.739	206	47.135	135	33.470	179	14	2	1:45.187	26.347	210	47.196	141	31.644	185
6	2	1:47.515	26.688	206	47.197	141	33.630	179	15	2	1:50.923	26.069	211	47.017	140	37.837	
7	2	1:51.602	26.897	206	46.938	138	37.767		16	1	3:49.834	2:29.304	200	48.197	133	32.333	183
8	2	5:03.599	3:42.583	202	47.753	137	33.263	180	17	1	1:44.461	26.341	209	46.246	143	31.874	183
9	2	1:46.259	26.536	205	46.670	142	33.053	180	18			26.149	208	45.772	144		

Lap Id	Time	SE1	SP1	SE2	SP2	SE3	SP3	TSP	Lap Id	Time	SE1	SP1	SE2	SP2	SE3	SP3	TSP
99 Jöns, DEU(#1) / Siljehaug, NOR(#2)									theoretical besttime: 1:41.334								
1	2	2:37.515	1:11.660	167	51.246	118	34.609	185	12	2	1:44.911	26.146	211	46.151	147	32.614	186
2	2	1:51.171	29.159	205	48.479	134	33.533	187	13	2	1:46.709	26.155	206	47.192	152	33.362	182
3	2	1:46.436	26.325	215	46.806	134	33.305	184	14	2	1:53.169	26.155	212	46.471	141	40.543	
4	2	1:45.998	26.028	217	46.853	138	33.117	185	15	1	3:42.052	2:15.767	166	52.687	123	33.598	184
5	2	1:45.804	26.041	217	46.338	142	33.425	185	16	1	1:45.265	26.683	208	46.975	143	31.607	187
6	2	1:45.887	26.035	216	46.687	137	33.165	183	17	1	1:43.119	25.780	213	46.035	148	31.304	187
7	2	1:46.421	26.029	217	47.320	139	33.072	185	18	1	1:43.030	25.441	215	45.921	139	31.668	188
8	2	1:45.897	26.141	214	46.475	141	33.281	178	19	1	1:41.520	25.513	215	45.079	145	30.928	188
9	2	1:51.192	26.154	217	46.279	144	38.759		20	1	1:41.661	25.432	216	45.310	147	30.919	190
10	2	5:06.252	3:47.249	209	46.324	144	32.679	184	21	1	2:32.549	25.336	215	45.112	150	1:22.101	
11	2	1:45.389	26.217	212	46.295	146	32.877	183									