

Free Practice Trophy Red Bull Ring



Reg. Nr.: AMF CR 18/2020

Provisional

Result List

Stewards / Race Management

STEWARD	Achim Loth
STEWARD	Yasin Özer
STEWARD	Karl-Heinz Stegner
RACE DIRECTOR	Niels Wittich
CLERK OF THE COURSE	Andy Meklau
TECHNICAL DELEGATE	Tim Zessack
CHIEF TIMEKEEPER	Daniel Schulze

Weather Start/Finish

AIR	4.0°C
TRACK	6.2°C
CONDITIONS	Wet
PRESSURE	940 hPa
AIR	4.0°C
TRACK	6.5°C
CONDITIONS	Wet
PRESSURE	940 hPa

Track Information

GREEN FLAG	10:55:00
CHEQUERED FLAG	11:25:00
SAFETY CAR PHASE	0
FULL COURSE YELLOW PHASE	0
TRACK NAME	Red Bull Ring
TRACK LENGTH	4318m
TURN COUNT	10
FASTEST LAP:	#14. JOH - 1:39.403

STARTED: 16 CLASSIFIED: 15 NOT CLASSIFIED: 1 DISQUALIFIED: 0

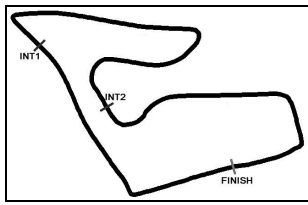
Drivers	Team	Car	Lap	Best Time	Gap	Diff	Kph	Day Time
1 14 E.Johansson(SWE)(J)/J.Klingmann(DEU)	MRS GT-Racing(DEU)	BMW M6 GT3	15	1:39.403			156.3	11:22:50
2 71 N.Langeveld(NLD)/M.Paul(DEU)(J)	T3-HRT-Motorsport(DEU)	Audi R8 LMS GT3	13	1:39.544	0.141	0.141	156.1	11:24:23
3 18 D.Jahn(DEU)/J.Fittje(DEU)(J)	KÜS TEAM75 Bernhard(DEU)	Porsche 911 GT3 R	9	1:39.723	0.320	0.179	155.8	11:22:59
4 20 M.Wishofer(AUT)(J)/D.Boccolacci(FRA)	Team ZakspeedBKK Mobil Oil Racing(D	Mercedes-AMG GT3EVO	8	1:39.828	0.425	0.105	155.7	11:17:07
5 9 A.Read(AUS)(J)/J.Eriksson(SWE)	Schubert Motorsport(DEU)	BMW M6 GT3	11	1:39.941	0.538	0.113	155.5	11:23:05
6 26 R.Feller(CHE)(J)/S.Mücke(DEU)	BWT Mücke Motorsport(DEU)	Audi R8 LMS GT3	11	1:40.012	0.609	0.071	155.4	11:25:25
7 54 S.Reicher(AUT)(J)/N.Siedler(AUT)	YACO Racing(DEU)	Audi R8 LMS GT3	14	1:40.050	0.647	0.038	155.3	11:24:13
8 72 C.Schöll(AUT)(J)/J.Pepper(ZAF)	T3-HRT-Motorsport(DEU)	Bentley Continental GT3	7	1:40.142	0.739	0.092	155.2	11:13:32
9 11 E.Erhart(DEU)(T)/P.Kaffer(DEU)	EFP Car Collection by TECE(DEU)	Audi R8 LMS GT3	10	1:40.193	0.790	0.051	155.1	11:22:30
10 36 M.Dienst(DEU)(J)/P.Frommenwiler(CHE)	DLV-Team Schuetz Motorsport(DEU)	Mercedes-AMG GT3	10	1:40.252	0.849	0.059	155.0	11:21:00
11 8 C.Schreiner(DEU)(J)/D.Marschall(DEU)(J)	RUTRONIK-RACING(DEU)	Audi R8 LMS GT3	12	1:40.258	0.855	0.006	155.0	11:23:23
12 33 F.Salaquarda(CZE)(T)/F.Stippler(DEU)	Team ISR(CZE)	Audi R8 LMS GT3	3	1:40.392	0.989	0.134	154.8	11:06:31
13 82 T.Zimmermann(DEU)(J)/S.Schothorst(NLD)	GRT GRASSERRACINGTEAM(AUT)	Lamborghini Huracan GT3E	7	1:40.407	1.004	0.015	154.8	11:12:29
14 3 M.Hackländer(DEU)/N.Rogivue(CHE)(J)	Aust Motorsport(DEU)	Audi R8 LMS GT3	6	1:40.545	1.142	0.138	154.6	11:11:00
15 4 R.Frey(CHE)/H.von Danwitz(DEU)(J)	Aust Motorsport(DEU)	Audi R8 LMS GT3	12	1:41.518	2.115	0.973	153.1	11:23:54

Not classified

29 K.Schramm(DEU)(J)/C.Mies(DEU)	Montaplast by Land Motorsport(DEU)	Audi R8 LMS GT3
----------------------------------	------------------------------------	-----------------

Subject to final scrutineering!

Publication time:	Clerk of the Course: Andy Meklau	Timekeeper: Daniel Schulze
-------------------	----------------------------------	----------------------------



ADAC GT Masters

Sector List Free Practice Trophy



Provisional

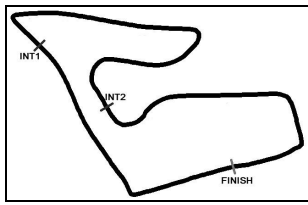
Reg. Nr.: AMF CR 18/2020

Friday, October 16, 2020 10:55:00

Red Bull Ring, Length: 4318m
 Air temperature: 4°C
 Track temperature: 5.6°C
 Weather condition: Wet

Lap Id	Time	SE1	SP1	SE2	SP2	SE3	SP3	TSP	Lap Id	Time	SE1	SP1	SE2	SP2	SE3	SP3	TSP
3 Hackländer, DEU(#1) / Rogivue, CHE(#2)									theoretical besttime: 1:40.076								
1	2	7:36.875	6:19.128	222	45.581	152	32.166	193	8	2	1:40.801	24.877	228	44.236	154	31.688	196
2	2	1:40.920	24.915	227	44.337	159	31.668	194	9	2	1:41.027	24.987	229	44.271	147	31.769	197
3	2	1:40.947	25.068	227	44.409	156	31.470	195	10	2	1:40.706	24.754	230	44.098	151	31.854	194
4	2	1:40.592	25.051	227	43.856	152	31.685	196	11	2	1:40.652	25.033	228	44.153	151	31.466	195
5	2	1:40.572	24.900	228	44.203	155	31.469	196	12	2	1:40.721	25.000	229	44.212	155	31.509	196
6	2	1:40.545	25.069	228	43.936	152	31.540	196	13	2	1:41.479	25.083	228	43.954	155	32.442	197
7	2	1:41.482	24.975	228	44.897	151	31.610	196	14	2	1:59.443	24.784	229	57.705	138	36.954	
4 Frey, CHE(#1) / von Danwitz, DEU(#2)									theoretical besttime: 1:41.370								
1	2	8:35.437	7:15.067	180	47.029	138	33.341	192	8	2	1:42.110	24.959	229	44.882	152	32.269	196
2	2	1:43.517	25.367	223	45.558	143	32.592	193	9	2	1:47.127	25.100	228	45.204	146	36.823	
3	2	1:43.042	25.195	225	45.538	149	32.309	194	10	2	3:08.274	1:50.208	177	45.732	140	32.334	196
4	2	1:42.955	25.154	227	44.910	152	32.891	194	11	2	1:42.022	25.007	229	44.856	149	32.159	196
5	2	1:43.405	25.062	228	45.981	144	32.362	197	12	2	1:41.518	25.000	228	44.364	151	32.154	195
6	2	1:41.905	24.949	228	44.705	150	32.251	195	13	2	1:41.735	24.852	229	44.468	144	32.415	196
7	2	1:43.008	25.535	227	44.941	150	32.532	194									
8 Schreiner, DEU(#1) / Marschall, DEU(#2)									theoretical besttime: 1:40.013								
1	1	8:19.154	6:57.902	183	47.433	122	33.819	194	8	1	1:52.089	24.641	231	49.249	128	38.199	
2	1	1:43.631	25.351	226	45.674	128	32.606	196	9	2	2:50.610	1:30.488	185	48.385	145	31.737	197
3	1	1:42.987	25.012	226	45.559	133	32.416	197	10	2	1:41.211	24.954	229	44.216	153	32.041	197
4	1	1:42.951	25.113	226	45.563	132	32.275	197	11	2	1:40.623	24.930	230	43.975	152	31.718	196
5	1	1:42.572	24.901	226	45.500	140	32.171	197	12	2	1:40.258	24.886	230	43.755	152	31.617	196
6	1	1:45.093	27.231	216	45.500	133	32.362	197	13	2	1:40.591	24.750	230	44.019	150	31.822	196
7	1	1:42.104	25.019	230	44.961	135	32.124	198									
9 Read, AUS(#1) / Eriksson, SWE(#2)									theoretical besttime: 1:39.781								
1	1	9:11.427	7:52.206	223	46.454	141	32.767	199	8	1	1:40.193	24.502	234	44.024	150	31.667	198
2	1	1:40.821	24.708	232	44.283	147	31.830	200	9	1	1:40.207	24.498	235	43.973	147	31.736	199
3	1	1:41.133	24.819	234	44.092	143	32.222	201	10	1	1:40.025	24.408	235	44.030	149	31.587	200
4	1	1:40.365	24.609	237	44.059	151	31.697	201	11	1	1:39.941	24.429	234	43.817	149	31.695	201
5	1	1:40.804	24.415	235	44.476	145	31.913	202	12	1	1:42.594	24.462	235	45.670	139	32.462	198
6	1	1:47.923	24.847	190	45.951	140	37.125		13	1	1:40.561	24.377	235	44.301	152	31.883	200
7	1	3:42.458	2:24.313	170	45.803	145	32.342	199									
11 Erhart, DEU(#1) / Kaffer, DEU(#2)									theoretical besttime: 1:40.165								
1	1	12:10.659	10:51.680	217	45.458	141	33.521	194	7	1	1:52.255	32.431	126	47.908	146	31.916	196
2	1	1:41.521	25.291	227	44.270	148	31.960	196	8	1	1:40.891	24.880	229	43.937	145	32.074	196
3	1	1:41.248	25.055	227	44.368	147	31.825	196	9	1	1:40.457	24.896	229	43.854	152	31.707	196
4	1	1:40.967	25.102	228	44.113	150	31.752	196	10	1	1:40.193	24.826	229	43.816	153	31.551	196
5	1	1:40.914	25.114	228	43.973	152	31.827	195	11	1	1:40.340	24.798	230	43.874	153	31.668	196
6	1	1:40.660	24.863	229	44.091	151	31.706	197	12	1	1:41.119	24.994	229	43.838	153	32.287	191
14 Johansson, SWE(#1) / Klingmann, DEU(#2)									theoretical besttime: 1:39.311								
1	1	4:29.072	3:11.758	224	45.275	149	32.039	199	10	1	1:39.822	24.610	235	43.632	159	31.580	201
2	1	1:41.023	25.189	232	44.153	153	31.681	200	11	1	1:39.839	24.471	235	43.743	153	31.625	201
3	1	1:40.272	24.634	234	44.024	163	31.614	200	12	1	1:39.796	24.564	235	43.703	159	31.529	201
4	1	1:41.051	24.539	235	44.234	145	32.278	198	13	1	1:40.308	24.622	235	43.663	155	32.023	201
5	1	1:40.032	24.746	234	43.755	153	31.531	199	14	1	1:39.999	24.590	236	43.670	153	31.739	201
6	1	1:39.974	24.577	235	43.768	156	31.629	200	15	1	1:39.403	24.563	235	43.440	156	31.400	201
7	1	1:39.979	24.655	235	43.879	157	31.445	201	16	1	1:40.510	24.625	236	43.718	161	32.167	201
8	1	1:39.758	24.529	235	43.702	155	31.527	199	17	1	1:39.534	24.610	235	43.483	159	31.441	201
9	1	1:39.837	24.528	235	43.711	156	31.598	200									





ADAC GT Masters

Sector List Free Practice Trophy



Provisional

Reg. Nr.: AMF CR 18/2020

Friday, October 16, 2020 10:55:00

Red Bull Ring, Length: 4318m
Air temperature: 4°C
Track temperature: 5.6°C
Weather condition: Wet

Lap	Id	Time	SE1	SP1	SE2	SP2	SE3	SP3	TSP	Lap	Id	Time	SE1	SP1	SE2	SP2	SE3	SP3	TSP
18	Jahn, DEU(#1) / Fittje, DEU(#2)									theoretical besttime: 1:39.400									
1	2	8:44.633	7:27.618	222	44.561	152	32.454	194		7	2	2:44.461	1:28.964	226	43.962	157	31.535	196	
2	2	1:41.075	24.956	226	43.829	157	32.290	197		8	2	1:39.843	24.724	228	43.746	157	31.373	196	
3	2	1:40.410	24.773	227	43.635	155	32.002	193		9	2	1:39.723	24.630	227	43.620	163	31.473	197	
4	2	1:39.906	24.725	228	43.590	161	31.591	198		10	2	1:40.647	24.720	227	44.270	152	31.657	197	
5	2	1:44.275	24.679	228	44.386	152	35.210			11	2	1:39.744	24.683	228	43.397	164	31.664	196	
6	2	6:24.806	5:04.541	225	45.150	156	35.115												

20	Wishofer, AUT(#1) / Boccolacci, FRA(#2)									theoretical besttime: 1:39.404									
1	1	7:39.450	6:23.063	222	44.901	154	31.486	194		7	1	1:40.465	25.232	225	43.676	158	31.557	193	
2	1	1:40.350	25.126	225	43.896	159	31.328	194		8	1	1:39.828	24.903	226	43.701	160	31.224	194	
3	1	1:41.090	25.421	225	43.955	158	31.714	196		9	1	1:40.020	25.060	226	43.277	165	31.683	194	
4	1	1:40.616	25.175	225	43.753	158	31.688	192		10	1	1:40.168	25.008	226	43.657	158	31.503	195	
5	1	1:43.573	25.048	226	43.652	162	34.873			11	1	1:43.872	25.037	226	43.718	154	35.117		
6	1	4:21.615	2:58.080	222	44.441	159	39.094	193											

26	Feller, CHE(#1) / Mücke, DEU(#2)									theoretical besttime: 1:39.893									
1	1	7:16.328	5:54.404	220	45.585	133	36.339	197		7	1	1:40.270	24.971	230	43.946	156	31.353	199	
2	1	1:41.723	24.988	229	44.635	149	32.100	198		8	1	1:40.253	24.802	231	43.998	163	31.453	198	
3	1	1:40.549	24.834	229	44.127	152	31.588	197		9	1	1:44.730	24.802	231	43.880	148	36.048		
4	1	1:45.373	24.892	229	44.310	159	36.171			10	1	4:04.977	2:49.182	228	44.119	162	31.676	198	
5	1	2:49.300	1:28.915	228	44.322	154	36.063			11	1	1:40.012	24.735	230	43.805	162	31.472	198	
6	1	4:21.580	3:03.611	213	45.780	147	32.189	195											

29	Schramm, DEU(#1) / Mies, DEU(#2)									theoretical besttime:									
1	1	11:27.483	9:53.713	186	52.565	119	41.205			2	1	3:37.242	2:06.488	142	51.181	121	39.573		

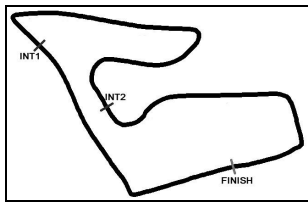
33	Salaquarda, CZE(#1) / Stippler, DEU(#2)									theoretical besttime: 1:40.284									
1	1	8:07.669	6:41.700	180	49.093	127	36.876	192		7	1	1:41.068	25.046	229	44.332	155	31.690	194	
2	1	1:43.267	25.363	229	45.477	150	32.427	193		8	1	1:41.191	25.126	230	44.448	154	31.617	195	
3	1	1:40.392	24.978	229	44.157	148	31.257	195		9	1	1:40.929	25.049	232	44.049	160	31.831	194	
4	1	1:48.268	25.478	180	46.057	140	36.733			10	1	1:40.941	24.995	230	44.360	158	31.586	193	
5	1	7:34.167	6:14.432	177	47.355	132	32.380	194		11	1	1:47.929	25.408	230	44.904	140	37.617		
6	1	1:42.127	25.032	227	45.240	142	31.855	194											

36	Dienst, DEU(#1) / Frommenwiler, CHE(#2)									theoretical besttime: 1:40.252									
1	1	7:44.492	6:13.496	167	54.946	113	36.050	178		7	1	1:45.417	25.071	226	44.576	150	35.770		
2	1	1:48.634	27.081	214	47.724	118	33.829	193		8	1	3:18.642	2:01.991	223	44.971	146	31.680	197	
3	1	1:49.275	25.665	224	46.407	133	37.203			9	1	1:40.631	24.945	227	44.203	148	31.483	197	
4	1	2:49.051	1:30.915	219	45.827	140	32.309	194		10	1	1:40.252	24.844	226	44.020	148	31.388	196	
5	1	1:42.430	25.391	225	45.166	145	31.873	196		11	1	1:45.680	24.942	226	44.529	145	36.209		
6	1	1:41.432	25.157	225	44.742	148	31.533	196											

54	Reicher, AUT(#1) / Siedler, AUT(#2)									theoretical besttime: 1:39.723									
1	1	7:09.083	5:51.494	218	45.598	138	31.991	195		9	1	1:40.308	24.791	230	44.149	156	31.368	197	
2	1	1:41.012	24.959	227	44.467	150	31.586	195		10	1	1:40.073	24.841	229	43.845	159	31.387	198	
3	1	1:40.539	24.781	228	44.184	149	31.574	197		11	1	1:53.892	24.753	229	56.627	70	32.512	197	
4	1	1:40.980	24.918	228	44.455	150	31.607	197		12	1	1:40.095	24.801	230	44.017	154	31.277	197	
5	1	1:41.056	24.770	229	44.462	146	31.824	197		13	1	1:40.267	24.718	229	44.357	156	31.192	198	
6	1	1:45.544	27.268	222	44.851	144	33.425	196		14	1	1:40.050	24.717	229	44.041	157	31.292	197	
7	1	1:40.347	24.709	229	44.263	152	31.375	198		15	1	1:40.074	24.707	229	44.119	154	31.248	197	
8	1	1:40.127	24.686	229	44.115	154	31.326	197											

71	Langeveld, NLD(#1) / Paul, DEU(#2)									theoretical besttime: 1:39.466									
1	2	6:22.415	5:03.573	218	46.220	142	32.622	192		8	2	1:40.271	24.883	227	43.906	150	31.482	196	
2	2	1:42.425	25.340	225	44.916	147	32.169	195		9	2	1:39.816	24.809	228	43.633	153	31.374	196	
3	2	1:41.104	25.071	226	44.297	149	31.736	194		10	2	1:42.238	25.941	226	44.782	147	31.515	197	
4	2	1:40.912	24.910	226	44.224	147	31.778	195		11	2	1:39.742	24.630	229	43.657	154	31.455	196	
5	2	1:42.569	25.632	225	44.737	143	32.200	196		12	2	1:39.971	24.847	230	43.706	149	31.418	197	





ADAC GT Masters

Sector List Free Practice Trophy



Provisional

Reg. Nr.: AMF CR 18/2020

Friday, October 16, 2020 10:55:00

Red Bull Ring, Length: 4318m

Air temperature: 4°C

Track temperature: 5.6°C

Weather condition: Wet

Lap	Id	Time	SE1	SP1	SE2	SP2	SE3	SP3	TSP	Lap	Id	Time	SE1	SP1	SE2	SP2	SE3	SP3	TSP
6	2	1:46.487	24.923	227	44.446	141	37.118			13	2	1:39.544	24.678	229	43.570	153	31.296	198	
7	2	4:25.410	3:09.240	224	44.615	149	31.555	196		14	2	1:40.009	24.600	230	43.855	154	31.554	196	

72 Schöll, AUT(#1) / Pepper, ZAF(#2)

theoretical besttime: 1:40.170

1	1	6:07.541	4:43.658	211	45.634	134	38.249			8	1	1:40.397							195
2	1	2:55.727	1:30.931	226	45.283	134	39.513			9	0	1:40.536	24.729	230					
3	1	2:46.516	1:30.321	227	44.601	143	31.594	197		10	0	1:40.323	24.662	230	43.932	152	31.729		
4	1	1:40.842	24.850	230	44.368	147	31.624	197		11	0	1:40.860	24.684	231	44.372	147	31.804		
5	0	1:41.086	25.089	229						12	0	1:40.606	24.714	231					
6	0	1:40.589				151	31.606			13	0	1:40.820							
7	0	1:40.142	24.644	230						14	1	1:40.716	24.705	230	44.202	152	31.809	198	

82 Zimmermann, DEU(#1) / Schothorst, NLD(#2)

theoretical besttime: 1:40.339

1	1	7:22.790	6:04.722	215	45.885	147	32.183	192		7	1	1:40.407	24.936	228	43.989	158	31.482	196	
2	1	1:42.053	25.258	221	44.741	150	32.054	195		8	1	1:47.838	24.868	228	44.128	156	38.842		
3	1	1:41.498	25.154	224	44.441	156	31.903	196		9	1	4:49.901	3:32.066	221	45.973	156	31.862	195	
4	1	1:40.870	25.052	227	44.001	155	31.817	195		10	1	1:49.198	25.019	227	52.542	156	31.637	195	
5	1	1:40.852	25.068	226	44.176	158	31.608	195		11	1	1:45.538	25.078	227	44.170	155	36.290		
6	1	1:40.630	24.988	225	44.086	157	31.556	196											