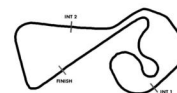


## Race 2 Sachsenring



**DMSB** Reg. Nr.: R-11548/20

### Final classification

### Result List

#### Stewards / Race Management

STEWARD	Harry Stüber
STEWARD	Jörg Müller
STEWARD	Gerd Weidinger
RACE DIRECTOR	Christian Vormann
CLERK OF THE COURSE	Marcel Putsche
TECHNICAL DELEGATE	Adrian Sengpiel
CHIEF TIMEKEEPER	Daniel Schulze

#### Weather Start/Finish

AIR	15.1°C
TRACK	14.1°C
CONDITIONS	Dry
PRESSURE	960 hPa
AIR	15.4°C
TRACK	13.8°C
CONDITIONS	Dry
PRESSURE	960 hPa

#### Track Information

GREEN FLAG	11:30:50
CHEQUERED FLAG	12:02:59
SAFETY CAR PHASE	1
FULL COURSE YELLOW PHASE	0
TRACK NAME	Sachsenring
TRACK LENGTH	3645m
TURN COUNT	13
TOTAL DISTANCE	76.54km
FASTEST LAP:	#88. DFU - 1:27.566

STARTED: 11 CLASSIFIED: 9 NOT CLASSIFIED: 2 DISQUALIFIED: 0

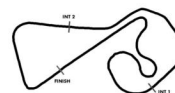
Nr.	Drivers	Team	Laps	Total Time	Gap	Kph	Lap	Time	Kph
Cl.	Car	Competitor							
1	2 H.Proczyk(AUT) Hyundai i30 N TCR	HP Racing International(DEU) HP Racing International	21	32:10.188		142.5	4	1:27.615	149.7
2	88 D.Fugel(DEU) Honda Civic FK7 TCR	Honda ADAC Sachsen(DEU) ADAC Sachsen e.V.	21	32:10.928	0.740	142.5	4	1:27.566	149.8
3	55 M.Fugel(DEU) J Honda Civic FK7 TCR	Honda ADAC Sachsen(DEU) ADAC Sachsen e.V.	21	32:13.921	3.733	142.3	6	1:27.687	149.6
4	13 A.Buri(FIN) Hyundai i30 N TCR	Hyundai Team Engstler(DEU) Engstler Motorsport	21	32:14.336	4.148	142.6	4	1:28.227	148.7
5	98 J.Seyffert(DEU) Hyundai i30 N TCR	HP Racing International(DEU) HP Racing International	21	32:35.438	25.250	141.1	10	1:28.940	147.5
6	123 M.Schrötter(DEU) Hyundai i30 N TCR	Hyundai Team Engstler(DEU) Engstler Motorsport	21	32:36.727	26.539	140.7	10	1:29.367	146.8
7	97 N.Gruber(AUT) J Hyundai i30 N TCR	Hyundai Team Engstler(DEU) Engstler Motorsport	21	32:40.539	30.351	140.5	6	1:28.946	147.5
8	92 D.Tovilavicius(LTU) VW Golf GTI TCR SEQ	SKUBA RACING Team(LTU) SKUBA RACING Team	21	32:41.078	30.890	140.7	4	1:29.334	146.8
9	8 R.Kircher(DEU) J VW Golf GTI TCR SEQ	VOLKSWAGEN Team OETTINGER(DEU) OETTINGER Sportsystems	21	32:53.193	43.005	139.7	5	1:28.860	147.6
<b>Not classified</b>									
51	H.Salminen(FIN) VW Golf GTI TCR SEQ	Positione Motorsport(FIN) Positione Motorsport	11	25:08.590	10LAPS	92.3	4	1:29.372	146.8
17	A.Legutko(POL) J Honda Civic FK2 TCR	Albert Legutko Racing(POL) ADAC Berlin-Brandenburg e.V.							

Fastest lap of the race. Car 88 driver Dominik Fugel on lap 4. Time 1:27.566, average speed 149.8 km/h.

Steward: Harry Stüber

Steward: Jörg Müller

Steward: Gerd Weidinger



### Provisional

### Class Result List

#### Stewards / Race Management

STEWARD	Harry Stüber
STEWARD	Jörg Müller
STEWARD	Gerd Weidinger
RACE DIRECTOR	Christian Vormann
CLERK OF THE COURSE	Marcel Putsche
TECHNICAL DELEGATE	Adrian Sengpiel
CHIEF TIMEKEEPER	Daniel Schulze

#### Weather Start/Finish

AIR	15.1°C
TRACK	14.1°C
CONDITIONS	Dry
PRESSURE	960 hPa
AIR	15.4°C
TRACK	13.8°C
CONDITIONS	Dry
PRESSURE	960 hPa

#### Track Information

GREEN FLAG	11:30:50
CHEQUERED FLAG	12:02:59
SAFETY CAR PHASE	1
FULL COURSE YELLOW PHASE	0
TRACK NAME	Sachsenring
TRACK LENGTH	3645m
TURN COUNT	13
TOTAL DISTANCE	76.54km
FASTEST LAP:	#88. DFU - 1:27.566

STARTED: 11 CLASSIFIED: 9 NOT CLASSIFIED: 2 DISQUALIFIED: 0

Nr.	Drivers	Team	Laps	Total Time	Gap	Kph	Lap	Time	Kph
	Car	Competitor							

#### CLASS: Junior

Started: 4	Classified: 3	Not Classified: 1							
1	55 M.Fugel(DEU) Honda Civic FK7 TCR	Honda ADAC Sachsen(DEU) ADAC Sachsen e.V.	21	32:13.921		142.3	6	1:27.687	149.6
2	97 N.Gruber(AUT) Hyundai i30 N TCR	Hyundai Team Engstler(DEU) Engstler Motorsport	21	32:40.539	26.618	140.5	6	1:28.946	147.5
3	8 R.Kircher(DEU) VW Golf GTI TCR SEQ	VOLKSWAGEN Team OETTINGER(DEU) OETTINGER Sportssysteme	21	32:53.193	39.272	139.7	5	1:28.860	147.6

#### Not classified

17 A.Legutko(POL) Honda Civic FK2 TCR	Albert Legutko Racing(POL) ADAC Berlin-Brandenburg e.V.
--	--


Fastest lap of the class. Car 55 driver Marcel Fugel on lap 6. Time 1:27.687, average speed 149.6 km/h.

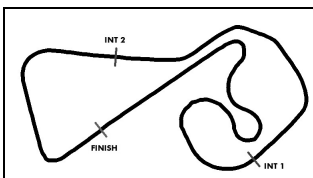
Subject to final scrutineering!

Publication time:

Clerk of the Course: Marcel Putsche

Timekeeper: Daniel Schulze





# ADAC TCR Germany

## Lap Chart Race 2

Provisional

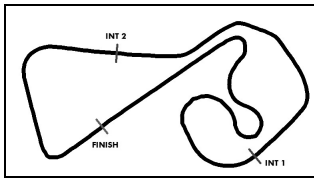


Sachsenring, Length: 3645 m

Sunday, October 4, 2020 11:30:00

LapCha	1	2	3	4	5	6	7	8	9	10	11	12	13	14	15	16	17	18	19	20	21	22	23	24	25	26	27	28	29	30	31	32	33	34	35	36	37	38	39	40	41	42	43	44	45						
LAP 1	2	88	55	51	123	97	13	8	98	92	SC																																								
LAP 2	2	88	55	51	123	97	13	8	98	92	SC																																								
LAP 3	2	88	55	51	123	97	13	8	98	92																																									
LAP 4	2	88	55	51	13	123	97	8	98	92																																									
LAP 5	2	88	55	13	51	123	8	98	97	92																																									
LAP 6	2	88	55	13	51	8	123	97	98	92																																									
LAP 7	2	88	55	13	51	8	123	97	98	92																																									
LAP 8	2	88	55	13	51	8	123	98	97	92																																									
LAP 9	2	88	55	13	123	98	97	92	8	.51'																																									
LAP 10	2	88	55	13	123	98	97	92	8	.51'																																									
LAP 11	2	88	55	13	123	98	97	92	8	.51'																																									
LAP 12	2	88	55	13	123	98	97	92	8																																										
LAP 13	2	88	55	13	98	123	97	92	8																																										
LAP 14	2	88	55	13	98	123	97	92	8																																										
LAP 15	2	88	55	13	98	123	97	92	8																																										
LAP 16	2	88	55	13	98	123	97	92	8																																										
LAP 17	2	88	55	13	98	123	97	92	8																																										
LAP 18	2	88	55	13	98	123	97	92	8																																										
LAP 19	2	88	55	13	98	123	97	92	8																																										
LAP 20	2	88	55	13	98	123	97	92	8																																										
LAP 21	2	88	55	13	98	123	97	92	8																																										

.- PIT STOP ' - LAP BEHIND



# ADAC TCR Germany

## Sector List Race 2

Provisional



Sachsenring, Length: 3645m

Air temperature: 15.38°C

Track temperature: 13.8°C

Weather condition: Dry

**DMSB** Reg. Nr.: R-11548/20

Sunday, October 4, 2020 11:30:00

Lap	Id	Time	SE1	SP1	SE2	SP2	SE3	SP3	TSP	Lap	Id	Time	SE1	SP1	SE2	SP2	SE3	SP3	TSP
<b>2</b> Proczyk, AUT(#1)										<b>theoretical besttime: 1:27.379</b>									
1	0	1:28.801	46.103		<b>19.417</b>		23.281	142	104	12	0	1:29.034	45.700		19.792		23.542	157	201
2	0	2:03.109	1:01.149		31.501		30.459	136	145	13	0	1:28.874	45.496		19.856		23.522	157	<b>202</b>
3	0	2:03.253	58.153		29.338		35.762	156	189	14	0	1:28.813	45.339		19.843		23.631	155	201
4	<b>0</b>	<b>1:27.615</b>	44.654		19.650		<b>23.311</b>	157	200	15	0	1:29.066	45.457		19.907		23.702	156	200
5	0	1:27.661	<b>44.651</b>		19.668		23.342	157	201	16	0	1:28.881	45.396		19.871		23.614	156	200
6	0	1:27.712	44.729		19.647		23.336	157	201	17	0	1:29.252	45.613		19.920		23.719	156	201
7	0	1:28.324	45.131		19.760		23.433	157	200	18	0	1:29.132	45.472		19.871		23.789	157	201
8	0	1:27.898	44.888		19.608		23.402	157	201	19	0	1:28.936	45.360		19.837		23.739	155	201
9	0	1:28.091	44.942		19.829		23.320	158	201	20	0	1:29.312	45.728		19.952		23.632	156	202
10	0	1:28.137	44.977		19.812		23.348	156	201	21	0	1:29.212	45.436		20.042		23.734	156	201
11	0	1:29.075	45.404		20.055		23.616	156	201										

<b>8</b> Kircher, DEU(#1)										<b>theoretical besttime: 1:28.635</b>									
1	0	1:35.327	49.854		20.050		25.423	113	113	12	0	1:30.605	46.659		20.192		23.754	155	199
2	0	2:04.446	1:00.850		32.231		31.365	103	132	13	0	1:30.687	46.916		20.258		23.513	157	200
3	0	1:58.970	56.694		28.520		33.756	155	139	14	0	1:30.616	46.916		20.184		23.516	155	200
4	0	1:29.694	<b>45.626</b>		20.005		24.063	155	200	15	0	1:30.446	46.523		20.174		23.749	156	199
5	<b>0</b>	<b>1:28.860</b>	45.851		<b>19.651</b>		<b>23.358</b>	156	201	16	0	1:30.009	46.435		20.055		23.519	155	199
6	0	1:29.023	45.637		19.930		23.456	157	<b>201</b>	17	0	1:30.907	47.066		20.142		23.699	155	199
7	0	1:29.797	45.985		20.271		23.541	151	200	18	0	1:30.768	46.922		20.136		23.710	155	198
8	0	1:30.025	46.236		20.045		23.744	155	198	19	0	1:31.382	47.184		20.339		23.859	155	199
9	0	1:36.107	51.865		20.516		23.726	155	199	20	0	1:31.043	46.905		20.267		23.871	153	199
10	0	1:31.441	47.472		20.291		23.678	154	199	21	0	1:31.836	47.600		20.378		23.858	154	198
11	0	1:31.204	47.373		20.063		23.768	156	198										

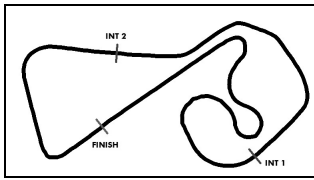
<b>13</b> Buri, FIN(#1)										<b>theoretical besttime: 1:28.019</b>									
1	0	1:34.448	49.455		19.852		25.141	114	125	12	0	1:28.398	45.215		19.867		23.316	156	199
2	0	2:04.418	1:01.335		31.904		31.179	99	142	13	0	1:28.642	45.412		19.799		23.431	155	200
3	0	1:59.411	56.832		28.563		34.016	148	136	14	0	1:28.329	45.175		19.783		23.371	154	199
4	<b>0</b>	<b>1:28.227</b>	<b>45.114</b>		<b>19.681</b>		23.432	154	197	15	0	1:28.322	45.233		19.777		23.312	154	199
5	0	1:29.241	45.839		19.931		23.471	154	199	16	0	1:28.699	45.453		19.808		23.438	154	198
6	0	1:28.398	45.173		19.959		23.266	155	198	17	0	1:28.349	45.278		19.804		23.267	154	199
7	0	1:28.476	45.356		19.820		23.300	155	198	18	0	1:28.885	45.550		19.824		23.511	155	<b>200</b>
8	0	1:28.318	45.209		19.768		23.341	155	198	19	0	1:29.703	46.120		19.885		23.698	154	200
9	0	1:28.438	45.274		19.828		23.336	155	198	20	0	1:29.276	45.929		19.834		23.513	148	200
10	0	1:28.561	45.292		19.920		23.349	156	198	21	0	1:29.503	46.074		19.938		23.491	154	197
11	0	1:28.294	45.220		19.850		<b>23.224</b>	155	199										

<b>17</b> Legutko, POL(#1)										<b>theoretical besttime:</b>									
1			49.256						<b>121</b>										

<b>51</b> Salminen, FIN(#1)										<b>theoretical besttime: 1:28.861</b>									
1	0	1:31.545	47.593		20.014		23.938	123	85	7	0	1:29.876	45.870		20.329		<b>23.677</b>	<b>155</b>	200
2	0	2:03.373	1:00.641		31.778		30.954	122	165	8	0	1:30.024	45.794		20.385		23.845	154	199
3	0	2:01.905	57.532		29.350		35.023	158	167	9	0	3:13.983	1:45.449		35.687		52.847	35	200
4	<b>0</b>	<b>1:29.372</b>	<b>45.261</b>		<b>19.923</b>		24.188	154	<b>201</b>	10	0	7:04.689	6:18.419		21.719		24.551	152	
5	0	1:30.447	46.385		20.351		23.711	154	198	11	0	1:43.902	48.796		23.931		31.175	47	195
6	0	1:29.474	45.429		20.365		23.680	154	200										

<b>55</b> Fugel, DEU(#1)										<b>theoretical besttime: 1:27.687</b>									
1	0	1:30.035	46.901		19.498		23.636	132	107	12	0	1:29.210	45.619		19.821		23.770	154	200
2	0	2:03.954	1:01.492		31.536		30.926	128	141	13	0	1:28.819	45.592		19.751		23.476	156	200
3	0	2:02.178	57.836		29.507		34.835	157	177	14	0	1:29.165	45.588		19.849		23.728	155	200
4	0	1:27.839	44.960		19.482		23.397	153	198	15	0	1:28.770	45.486		19.727		23.557	154	200
5	0	1:28.120	45.053		19.638		23.429	156	198	16	0	1:28.898	45.606		19.716		23.576	155	199
6	<b>0</b>	<b>1:27.687</b>	<b>44.883</b>		<b>19.474</b>		<b>23.330</b>	155	200	17	0	1:29.198	45.504		19.940		23.754	155	200
7	0	1:28.289	45.114		19.608		23.567	156	200	18	0	1:29.202	45.775		19.679		23.748	156	200
8	0	1:28.445	45.276		19.692		23.477	156	<b>200</b>	19	0	1:29.670	45.977		19.740		23.953	154	199
9	0	1:28.369	45.318		19.602		23.449	154	200	20	0	1:29.155	45.694		19.783		23.678	154	200
10	0	1:28.649	45.364		19.764		23.521	155	199	21	0	1:29.585	45.981		19.714		23.890	154	199





# ADAC TCR Germany

## Sector List Race 2

Provisional



Sachsenring, Length: 3645m  
Air temperature: 15.38°C  
Track temperature: 13.8°C  
Weather condition: Dry

**DMSB** Reg. Nr.: R-11548/20

Sunday, October 4, 2020 11:30:00

Lap	Id	Time	SE1	SP1	SE2	SP2	SE3	SP3	TSP	Lap	Id	Time	SE1	SP1	SE2	SP2	SE3	SP3	TSP
11	0	1:28.684	45.467		19.698		23.519	155	199										

### 88 Fugel, DEU(#1)

theoretical besttime: 1:27.496

1	0	1:29.284	46.478		<b>19.430</b>		23.376	138	97	12	0	1:29.021	45.668		19.808		23.545	158	201
2	0	2:03.438	1:01.318		31.699		30.421	131	142	13	0	1:29.040	45.492		19.792		23.756	156	<b>203</b>
3	0	2:03.081	57.983		29.735		35.363	156	175	14	0	1:29.072	45.494		19.718		23.860	155	201
4	<b>0</b>	<b>1:27.566</b>	<b>44.642</b>		19.495		23.429	157	200	15	0	1:29.002	45.595		19.571		23.836	155	200
5	0	1:27.632	44.734		19.474		<b>23.424</b>	157	201	16	0	1:28.732	45.437		19.591		23.704	156	200
6	0	1:27.933	44.799		19.566		23.568	155	202	17	0	1:29.354	45.668		19.817		23.869	153	201
7	0	1:28.053	44.977		19.513		23.563	156	200	18	0	1:28.919	45.587		19.614		23.718	156	200
8	0	1:28.077	45.041		19.533		23.503	157	201	19	0	1:29.170	45.745		19.701		23.724	156	201
9	0	1:28.185	45.177		19.505		23.503	156	200	20	0	1:29.187	45.779		19.693		23.715	156	202
10	0	1:28.365	45.327		19.587		23.451	156	201	21	0	1:29.268	45.833		19.682		23.753	153	201
11	0	1:28.549	45.183		19.636		23.730	156	201										

### 92 Tovilavicius, LTU(#1)

theoretical besttime: 1:28.920

1	1	1:36.705	50.424		20.023		26.258	102	116	12	1	1:29.679	46.046		19.893		23.740	156	202
2	1	2:04.846	1:00.719		32.171		31.956	100	129	13	1	1:29.909	46.330		19.960		23.619	157	<b>203</b>
3	1	1:57.901	56.324		27.863		33.714	155	116	14	1	1:30.150	46.362		19.902		23.886	156	202
4	<b>1</b>	<b>1:29.334</b>	<b>45.685</b>		19.918		23.731	156	201	15	1	1:30.380	46.616		19.905		23.859	152	203
5	1	1:30.346	46.440		19.978		23.928	156	201	16	1	1:29.835	46.299		19.977		23.559	156	200
6	1	1:29.868	46.385		<b>19.735</b>		23.748	148	201	17	1	1:30.005	46.370		19.955		23.680	157	202
7	1	1:29.405	46.025		19.880		<b>23.500</b>	156	198	18	1	1:30.411	46.638		19.982		23.791	156	201
8	1	1:29.584	46.032		19.863		23.689	155	202	19	1	1:30.731	46.590		20.300		23.841	154	203
9	1	1:30.734	47.109		19.964		23.661	155	200	20	1	1:30.440	46.535		19.969		23.936	153	202
10	1	1:29.479	46.024		19.809		23.646	156	202	21	1	1:31.878	47.191		20.663		24.024	151	201
11	1	1:29.458	45.908		19.821		23.729	156	202										

### 97 Gruber, AUT(#1)

theoretical besttime: 1:28.888

1	0	1:33.402	48.847		<b>19.850</b>		24.705	128	109	12	0	1:29.601	45.808		20.055		23.738	153	199
2	0	2:04.630	1:01.204		32.179		31.247	101	151	13	0	1:29.967	46.019		20.031		23.917	153	199
3	0	1:59.734	56.462		29.397		33.875	156	159	14	0	1:30.467	46.413		20.043		24.011	153	198
4	0	1:30.272	46.372		19.957		23.943	153	<b>201</b>	15	0	1:30.246	46.240		20.142		23.864	154	199
5	0	1:30.977	46.623		19.932		24.422	154	199	16	0	1:29.686	45.910		20.038		23.738	155	199
6	<b>0</b>	<b>1:28.946</b>	<b>45.450</b>		19.908		<b>23.588</b>	154	195	17	0	1:30.115	46.288		20.066		23.761	153	200
7	0	1:29.159	45.506		19.925		23.728	154	199	18	0	1:30.403	46.480		20.072		23.851	153	198
8	0	1:30.773	46.072		20.031		24.670	153	199	19	0	1:30.466	46.307		20.289		23.870	153	199
9	0	1:30.327	46.640		20.038		23.649	155	197	20	0	1:30.498	46.280		20.200		24.018	152	198
10	0	1:29.310	45.703		19.933		23.674	154	200	21	0	1:32.089	46.740		20.734		24.615	148	197
11	0	1:29.471	45.732		19.948		23.791	155	198										

### 98 Seyffert, DEU(#1)

theoretical besttime: 1:28.637

1	0	1:35.817	50.142		19.937		25.738	105	114	12	0	1:29.550	46.000		19.870		23.680	156	200
2	0	2:04.690	1:00.827		32.451		31.412	107	132	13	0	1:30.317	46.383		19.804		24.130	152	202
3	0	1:58.531	56.447		28.392		33.692	156	118	14	0	1:30.136	46.223		19.981		23.932	154	197
4	0	1:29.675	45.546		19.990		24.139	151	<b>203</b>	15	0	1:29.946	46.150		19.982		23.814	155	198
5	0	1:30.292	46.188		19.937		24.167	149	201	16	0	1:29.874	45.874		20.111		23.889	157	200
6	0	1:29.161	45.961		<b>19.729</b>		<b>23.471</b>	156	197	17	0	1:29.749	45.928		20.088		23.733	157	200
7	0	1:29.332	45.776		19.885		23.671	156	201	18	0	1:29.599	45.844		19.811		23.944	157	199
8	0	1:30.191	46.170		19.811		24.210	152	202	19	0	1:29.836	45.704		20.089		24.043	156	200
9	0	1:29.986	46.270		19.959		23.757	156	198	20	0	1:30.185	46.011		20.106		24.068	156	200
10	<b>0</b>	<b>1:28.940</b>	<b>45.437</b>		19.834		23.669	156	200	21	0	1:30.327	46.187		20.034		24.106	154	199
11	0	1:29.304	45.624		19.981		23.699	156	201										

### 123 Schrötter, DEU(#1)

theoretical besttime: 1:29.103

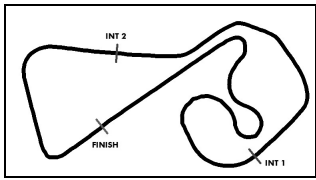
1	0	1:32.180	48.236		<b>19.920</b>		24.024	126	95	12	0	1:29.778	46.026		19.978		23.774	155	198
2	0	2:04.519	1:01.607		31.443		31.469	101	153	13	0	1:30.733	46.110		19.954		24.669	152	199
3	0	2:00.765	56.804		29.817		34.144	154	170	14	0	1:30.725	46.518		20.270		23.937	154	197
4	0	1:30.218	46.414		20.023		23.781	156	199	15	0	1:29.919	46.011		20.101		23.807	156	198
5	0	1:29.466	45.763		19.984		23.719	155	198	16	0	1:29.787	46.069		20.010		23.708	156	199
6	0	1:29.811	46.158		19.981		<b>23.672</b>	156	201	17	0	1:29.961	46.246		20.003		23.712	154	200
7	0	1:29.643	45.786		20.061		23.796	155	201	18	0	1:29.860	46.169		19.944		23.747	155	199

ver: 1.0

[www.adac.de/motorsport](http://www.adac.de/motorsport)

Page 2/ 3 printed: 4.10.2020 12:06





# ADAC TCR Germany

## Sector List Race 2

Provisional



Sachsenring, Length: 3645m

Air temperature: 15.38°C

Track temperature: 13.8°C

Weather condition: Dry

**DMSB** Reg. Nr.: R-11548/20

Sunday, October 4, 2020 11:30:00

Lap	Id	Time	SE1	SP1	SE2	SP2	SE3	SP3	TSP	Lap	Id	Time	SE1	SP1	SE2	SP2	SE3	SP3	TSP
8	0	1:29.924	45.975		20.123		23.826	156	201	19	0	1:30.201	46.092		20.064		24.045	155	200
9	0	1:29.636	45.741		20.205		23.690	155	<b>201</b>	20	0	1:30.173	46.131		20.029		24.013	154	200
10	<b>0</b>	<b>1:29.367</b>	<b>45.511</b>		20.112		23.744	156	199	21	0	1:30.201	46.237		19.933		24.031	154	198
11	0	1:29.860	46.062		20.020		23.778	154	198										