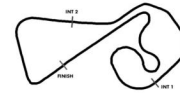


Qualifying 2 Sachsenring



Reg. Nr.: R-11548/20

Provisional

Result List

Stewards / Race Management

STEWARD	Achim Loth
STEWARD	Yasin Özer
STEWARD	Naik Hänsel
RACE DIRECTOR	Niels Wittich
CLERK OF THE COURSE	Marcel Putsche
TECHNICAL DELEGATE	Tim Zessack
CHIEF TIMEKEEPER	Daniel Schulze

Weather Start/Finish

AIR	10.2°C
TRACK	10.3°C
CONDITIONS	Dry
PRESSURE	960 hPa
AIR	12.7°C
TRACK	12.6°C
CONDITIONS	Dry
PRESSURE	960 hPa

Track Information

GREEN FLAG	9:00:00
CHEQUERED FLAG	9:34:54
SAFETY CAR PHASE	0
FULL COURSE YELLOW PHASE	0
TRACK NAME	Sachsenring
TRACK LENGTH	3645m
TURN COUNT	13
FASTEST LAP:	#8. DMA - 1:18.293

STARTED: 32 CLASSIFIED: 32 NOT CLASSIFIED: 0 DISQUALIFIED: 0

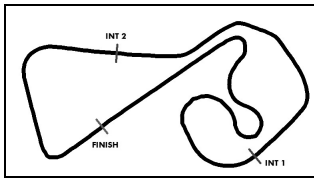
Drivers	Team	Car	Lap	Best Time	Gap	Diff	Kph	Day Time
1 8 C.Schreiner(DEU)(J)/D.Marschall(DEU)(J)	RUTRONIK-RACING(DEU)	Audi R8 LMS GT3	7	1:18.293			167.6	9:34:56
2 22 L.Stolz(DEU)/M.Engel(DEU)	Toksport WRT(DEU)	Mercedes-AMG GT3 EVO	5	1:18.488	0.195	0.195	167.1	9:15:58
3 31 P.Niederhauser(CHE)/K.van der Linde(ZAF)	RUTRONIK-RACING(DEU)	Audi R8 LMS GT3	7	1:18.561	0.268	0.073	167.0	9:35:57
4 63 F.Perera(FRA)/A.Costa Balboa(ESP)	GRT GRASSERRACINGTEAM(AUT)	Lamborghini Huracan GT3E	4	1:18.569	0.276	0.008	167.0	9:23:15
5 28 M.Hofer(AUT)/C.Haase(DEU)	Montaplast by Land Motorsport(DEU)	Audi R8 LMS GT3	3	1:18.696	0.403	0.127	166.7	9:23:58
6 77 M.Pommer(DEU)/J.Schmidt(CHE)	Callaway Competition(DEU)	Corvette C7 GT3-R	7	1:18.734	0.441	0.038	166.6	9:33:54
7 99 R.Renauer(DEU)/S.Müller(DEU)	Precote Herberth Motorsport(DEU)	Porsche 911 GT3 R	7	1:18.739	0.446	0.005	166.6	9:34:15
8 82 S.Schothorst(NLD)/T.Zimmermann(DEU)(J)	GRT GRASSERRACINGTEAM(AUT)	Lamborghini Huracan GT3E	5	1:18.786	0.493	0.047	166.5	9:24:10
9 32 C.Weerts(BEL)(J)/D.Vanhoor(BEL)	TEAM WRT(BEL)	Audi R8 LMS GT3	3	1:18.801	0.508	0.015	166.5	9:23:49
10 30 R.Ineichen(CHE)(T)/F.Vervisch(BEL)	TEAM WRT(BEL)	Audi R8 LMS GT3	6	1:18.805	0.512	0.004	166.5	9:33:52
11 29 K.Schramm(DEU)(J)/C.Mies(DEU)	Montaplast by Land Motorsport(DEU)	Audi R8 LMS GT3	4	1:18.867	0.574	0.062	166.3	9:24:16
12 48 P.Ellis(GBR)/R.Marciello(ITA)	KNAUS Team HTP-WINWARD(DEU)	Mercedes-AMG GT3 EVO	5	1:18.899	0.606	0.032	166.3	9:09:41
13 47 I.Dontje(NLD)/M.Götz(DEU)	MANN-FILTER Team HTP-WINWARD(L	Mercedes-AMG GT3 EVO	6	1:18.900	0.607	0.001	166.3	9:34:49
14 20 M.Wishofer(AUT)(J)/D.Boccolacci(FRA)	Team Zakspeed BKK Mobil Oil Racing(D	Mercedes-AMG GT3 EVO	8	1:19.111	0.818	0.211	165.8	9:33:01
15 21 J.Eriksson(SWE)/D.Keilwitz(DEU)	Team Zakspeed BKK Mobil Oil Racing(D	Mercedes-AMG GT3 EVO	8	1:19.174	0.881	0.063	165.7	9:34:27
16 18 J.Fittje(DEU)(J)/D.Jahn(DEU)	KÜS TEAM75 Bernhard(DEU)	Porsche 911 GT3 R	4	1:19.184	0.891	0.010	165.7	9:24:07
17 33 F.Salaquarda(CZE)(T)/F.Stippler(DEU)	Team ISR(CZE)	Audi R8 LMS GT3	7	1:19.213	0.920	0.029	165.6	9:35:09
18 92 M.Ammermüller(DEU)/C.Engelhart(DEU)	SSR Performance(DEU)	Porsche 911 GT3 R	5	1:19.312	1.019	0.099	165.4	9:13:58
19 14 E.Johansson(SWE)(J)/J.Klingmann(DEU)	MRS GT-Racing(DEU)	BMW M6 GT3	5	1:19.345	1.052	0.033	165.3	9:21:54
20 19 N.Lagrange(BEL)/C.Schmid(AUT)	GRT GRASSERRACINGTEAM(AUT)	Lamborghini Huracan GT3E	8	1:19.423	1.130	0.078	165.2	9:32:59
21 71 N.Langeveld(NLD)/M.Paul(DEU)(J)	T3-HRT-Motorsport(DEU)	Audi R8 LMS GT3	8	1:19.440	1.147	0.017	165.1	9:34:29
22 17 K.Bachler(AUT)/S.De Silvestro(CHE)	KÜS TEAM75 Bernhard(DEU)	Porsche 911 GT3 R	5	1:19.589	1.296	0.149	164.8	9:11:50
23 72 C.Schöll(AUT)(J)/S.Morris(GBR)	T3-HRT-Motorsport(DEU)	Bentley Continental GT3	5	1:19.609	1.316	0.020	164.8	9:18:04
24 9 A.Read(AUS)(J)/J.Eriksson(SWE)	Schubert Motorsport(DEU)	BMW M6 GT3	4	1:19.645	1.352	0.036	164.7	9:15:21
25 10 H.Skoog(SWE)(J)/J.Krohn(FIN)	Schubert Motorsport(DEU)	BMW M6 GT3	9	1:19.727	1.434	0.082	164.5	9:34:04
26 25 I.Walikko(POL)(J)/M.Ortmann(DEU)(J)	BWT Mücke Motorsport(DEU)	Audi R8 LMS GT3	7	1:19.778	1.485	0.051	164.4	9:34:41
27 11 E.Erhart(DEU)(T)/P.Kaffer(DEU)	EFP Car Collection by TECE(DEU)	Audi R8 LMS GT3	4	1:19.790	1.497	0.012	164.4	9:24:09
28 3 N.Rogivue(CHE)(J)/M.Hackländer(DEU)	Aust Motorsport(DEU)	Audi R8 LMS GT3	4	1:19.862	1.569	0.072	164.3	9:24:01
29 36 M.Dienst(DEU)(J)/P.Frommenwiler(CHE)	DLV-Team Schuetz Motorsport(DEU)	Mercedes-AMG GT3	5	1:20.055	1.762	0.193	163.9	9:20:37
30 26 R.Feller(CHE)(J)/S.Mücke(DEU)	BWT Mücke Motorsport(DEU)	Audi R8 LMS GT3	4	1:20.142	1.849	0.087	163.7	9:08:02
31 4 H.von Danwitz(DEU)(J)/R.Frey(CHE)	Aust Motorsport(DEU)	Audi R8 LMS GT3	8	1:20.390	2.097	0.248	163.2	9:19:43
32 7 A.Renauer(DEU)/S.Asch(DEU)	Precote Herberth Motorsport(DEU)	Porsche 911 GT3 R	2	1:33.343	15.050	12.953	140.5	9:23:07

Following race director decision cancellation of the relevant lap time for car no. 36

Following race director decision cancellation of the fastest lap time for car no. 10

Subject to final scrutineering!

Publication time:	Clerk of the Course: Marcel Putsche	Timekeeper: Daniel Schulze
-------------------	-------------------------------------	----------------------------



ADAC GT Masters

Sector List Qualifying 2



Provisional

Sachsenring, Length: 3645m

Air temperature: 12.72°C

Track temperature: 12.7°C

Weather condition: Dry

DMSB Reg. Nr.: R-11548/20

Sunday, October 4, 2020 9:00:00

Lap Id	Time	SE1	SP1	SE2	SP2	SE3	SP3	TSP	Lap Id	Time	SE1	SP1	SE2	SP2	SE3	SP3	TSP
3 Rogivue, CHE(#1) / Hackländer, DEU(#2)									theoretical besttime: 1:19.591								
1	2	19:46.490	18:57.030	23.278		26.182	164		6	2	5:16.946	4:36.319	18.212		22.415	175	
2	2	1:30.705	45.843	21.452		23.410	170	212	7	2	1:19.906	41.526	17.482		20.898	174	219
3	2	1:23.455	41.746	18.002		23.707	173	217	8	2	1:19.949	41.366	17.617		20.966	171	220
4	2	1:19.862	41.211	17.606		21.045	173	219	9	2	1:20.047	41.489	17.520		21.038	174	218
5	2	2:08.957	46.972	33.820		48.165	57	219									

4 von Danwitz, DEU(#1) / Frey, CHE(#2)									theoretical besttime: 1:20.314								
1	2	10:01.311	9:14.764	22.744		23.803	168		6	2	1:27.655	43.511	21.309		22.835	174	216
2	2	1:27.240	45.307	19.728		22.205	170	213	7	2	1:22.754	41.664	17.901		23.189	174	219
3	2	1:21.620	42.322	17.961		21.337	174	217	8	2	1:20.390	41.628	17.719		21.043	173	219
4	2	1:20.762	41.697	17.800		21.265	174	219	9	2	1:27.161	42.802	18.917		25.442	53	218
5	2	1:20.468	41.555	17.716		21.197	174	219									

7 Renauer, DEU(#1) / Asch, DEU(#2)									theoretical besttime: 1:33.343								
1	2	21:33.166	20:38.454	26.313		28.399	163		3	2	5:55.492	5:05.315	22.573		27.604	58	222
2	2	1:33.343	47.125	19.466		26.752	174	171									

8 Schreiner, DEU(#1) / Marschall, DEU(#2)									theoretical besttime: 1:18.293								
1	2	20:37.282	19:45.886	23.624		27.772	153		5	2	6:33.592	5:53.679	18.102		21.811	174	
2	2	1:32.295	46.648	21.530		24.117	166	212	6	2	1:19.337	41.201	17.308		20.828	174	220
3	2	1:33.062	43.931	18.247		30.884	174	204	7	2	1:18.293	40.723	17.062		20.508	174	220
4	2	2:01.927	49.512	28.436		43.979	59	220									

9 Read, AUS(#1) / Eriksson, SWE(#2)									theoretical besttime: 1:19.459								
1	2	2:49.876	1:50.560	26.954		32.362	46		5	2	1:20.571	41.689	17.179		21.703	158	225
2	2	9:50.864	9:10.846	18.298		21.720	178		6	2	1:34.852	51.544	21.051		22.257	170	190
3	2	1:19.677	41.471	17.336		20.870	175	227	7	2	1:27.689	42.009	19.954		25.726	58	224
4	2	1:19.645	41.455	17.134		21.056	171	226									

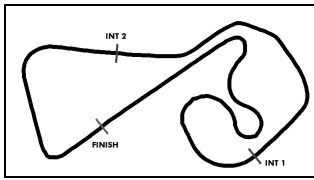
10 Skoog, SWE(#1) / Krohn, FIN(#2)									theoretical besttime: 1:19.371								
1	2	7:27.639	6:25.174	30.667		31.798	127		7	2	2:22.387	52.998	43.102		46.287	57	226
2	2	2:05.710	1:02.485	28.750		34.475	55	153	8	2	4:38.726	3:59.584	17.612		21.530	181	
3	2	10:48.043	10:08.374	18.066		21.603	178		9	2	1:19.580	41.336	17.358		20.886	177	227
4	2	1:21.481	42.145	17.580		21.756	177	225	9	2	1:19.727	41.267	17.363		21.097	168	226
5	2	1:20.445	41.295	17.131		22.019	182	226	10	2	1:28.215	42.619	18.204		27.392	58	224
6	2	1:19.849	41.222	17.609		21.018	178	227									

11 Erhart, DEU(#1) / Kaffer, DEU(#2)									theoretical besttime: 1:19.594								
1	2	19:59.629	19:11.707	23.147		24.775	162		6	2	5:38.705	4:48.126	20.975		29.604	173	
2	2	1:28.743	45.238	19.544		23.961	170	213	7	2	1:19.984	41.417	17.525		21.042	169	219
3	2	1:20.652	42.094	17.776		20.782	174	218	8	2	1:20.149	41.518	17.620		21.011	170	217
4	2	1:19.790	41.456	17.395		20.939	173	220	9	2	1:31.380	46.032	18.760		26.588	57	213
5	2	2:07.253	46.381	32.701		48.171	40	219									

14 Johansson, SWE(#1) / Klingmann, DEU(#2)									theoretical besttime: 1:19.266								
1	2	3:16.960	2:09.752	31.326		35.882	125		6	2	1:19.738	41.339	17.276		21.123	157	224
2	2	2:03.418	1:05.842	25.170		32.406	57	117	7	2	1:29.210	47.306	18.720		23.184	177	148
3	2	13:47.648	13:07.389	18.691		21.568	175		8	2	2:27.535	57.239	43.236		47.060	44	225
4	2	1:25.818	42.277	18.223		25.318	177	225	9	2	5:36.012	4:55.255	17.681		23.076	178	
5	2	1:19.345	41.139	17.355		20.851	175	225	10	2	1:22.579	41.318	17.544		23.717	59	226

17 Bachler, AUT(#1) / De Silvestro, CHE(#2)									theoretical besttime: 1:19.575								
1	2	6:25.631	5:38.995	21.748		24.888	168		5	2	1:19.589	41.306	17.313		20.970	173	220
2	2	1:24.214	44.328	18.526		21.360	173	216	6	2	1:20.585	41.561	17.883		21.141	174	220
3	2	1:20.214	41.632	17.626		20.956	174	219	7	2	1:25.552	41.499	18.262		25.791	49	221
4	2	1:20.000	41.585	17.392		21.023	174	219									





ADAC GT Masters

Sector List Qualifying 2



Provisional

Sachsenring, Length: 3645m

Air temperature: 12.72°C

Track temperature: 12.7°C

Weather condition: Dry

DMSB Reg. Nr.: R-11548/20

Sunday, October 4, 2020 9:00:00

Lap Id	Time	SE1	SP1	SE2	SP2	SE3	SP3	TSP	Lap Id	Time	SE1	SP1	SE2	SP2	SE3	SP3	TSP
18	Fittje, DEU(#1) / Jahn, DEU(#2)								theoretical besttime: 1:19.184								
1	2	19:54.050	19:06.787	21.995	25.268	162	5	2	2:01.235	45.450	28.427	47.358	56	221			
2	2	1:30.731	47.479	20.263	22.989	171	200	6	2	5:34.041	4:51.448	21.229	21.364	173			
3	2	1:22.179	43.234	17.889	21.056	173	218	7	2	1:23.234	44.686	17.728	20.820	174	221		
4	2	1:19.184	41.109	17.398	20.677	174	220	8	2	1:23.013	41.126	17.477	24.410	54	222		

19	Lagrange, BEL(#1) / Schmid, AUT(#2)								theoretical besttime: 1:19.239							
1	2	19:19.537	18:35.829	21.341	22.367	170	6	2	2:30.316	58.196	43.935	48.185	51	220		
2	2	1:22.912	43.620	18.194	21.098	174	218	7	2	4:19.626	3:33.924	20.999	24.703	174		
3	2	1:19.851	41.677	17.358	20.816	173	220	8	2	1:19.423	41.357	17.202	20.864	170	220	
4	2	1:19.746	41.221	17.646	20.879	174	220	9	2	1:29.588	41.390	25.504	22.694	174	219	
5	2	1:27.027	46.151	19.457	21.419	173	221	10	2	1:19.984	41.645	17.374	20.965	171	220	

20	Wishofer, AUT(#1) / Boccolacci, FRA(#2)								theoretical besttime: 1:19.111							
1	2	18:52.112	18:01.913	24.478	25.721	150	6	2	2:28.759	56.720	44.729	47.310	47	219		
2	2	1:34.743	49.454	21.359	23.930	165	180	7	2	4:20.068	3:35.883	20.159	24.026	171		
3	2	1:32.370	44.651	19.955	27.764	164	188	8	2	1:19.111	41.250	17.175	20.686	174	217	
4	2	1:21.624	43.352	17.420	20.852	175	202	9	2	1:21.809	42.862	17.868	21.079	174	220	
5	2	1:31.632	45.648	21.036	24.948	174	219	10	2	1:19.412	41.317	17.301	20.794	171	219	

21	Eriksson, SWE(#1) / Keilwitz, DEU(#2)								theoretical besttime: 1:19.061							
1	2	19:10.346	18:11.090	27.347	31.909	140	6	2	5:47.597	5:01.595	22.168	23.834	175			
2	2	1:43.005	53.963	24.200	24.842	153	162	7	2	1:21.773	41.749	17.893	22.131	177	219	
3	2	1:30.456	47.137	20.324	22.995	164	197	8	2	1:19.174	40.912	17.369	20.893	175	220	
4	2	1:26.816	44.340	19.402	23.074	169	212	9	2	1:19.271	41.122	17.307	20.842	168	220	
5	2	2:07.185	49.505	30.299	47.381	53	215									

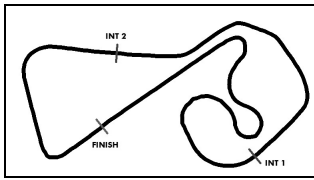
22	Stolz, DEU(#1) / Engel, DEU(#2)								theoretical besttime: 1:18.447							
1	2	10:35.798	9:54.884	19.155	21.759	171	5	2	1:18.488	40.962	17.031	20.495	174	219		
2	2	1:22.090	42.894	17.906	21.290	175	218	6	2	1:20.683	41.146	17.526	22.011	178	220	
3	2	1:21.993	42.755	17.936	21.302	175	219	7	2	1:25.401	42.425	18.205	24.771	57	221	
4	2	1:18.694	40.921	17.130	20.643	174	221									

25	Walilko, POL(#1) / Ortmann, DEU(#2)								theoretical besttime: 1:19.705							
1	2	20:55.939	20:02.389	25.960	27.590	163	5	2	5:55.976	5:03.601	27.877	24.498	174			
2	2	1:35.899	49.612	23.764	22.523	170	187	6	2	1:20.145	41.705	17.396	21.044	174	219	
3	2	1:20.379	41.927	17.478	20.974	173	219	7	2	1:19.778	41.335	17.447	20.996	174	220	
4	2	2:12.800	51.221	35.717	45.862	58	220	8	2	1:19.956	41.397	17.547	21.012	174	220	

26	Feller, CHE(#1) / Mücke, DEU(#2)								theoretical besttime: 1:20.012							
1	2	3:50.550	3:05.569	20.967	24.014	163	4	2	1:20.142	41.434	17.637	21.071	169	219		
2	2	1:30.650	45.335	19.581	25.734	171	210	5	2	1:20.180	41.552	17.507	21.121	169	218	
3	2	1:20.611	41.660	17.761	21.190	169	220	6	2	1:27.020	41.612	18.784	26.624	47	218	

28	Hofer, AUT(#1) / Haase, DEU(#2)								theoretical besttime: 1:18.589							
1	2	21:11.492	20:27.103	20.970	23.419	170	5	2	6:35.887	5:52.412	17.892	25.583	177			
2	2	1:27.146	42.311	17.858	26.977	173	210	6	2	1:20.693	40.973	17.073	22.647	175	219	
3	2	1:18.696	40.871	17.158	20.667	174	218	7	2	1:18.904	41.015	17.244	20.645	175	220	
4	2	2:06.314	46.080	34.393	45.841	58	219									

29	Schramm, DEU(#1) / Mies, DEU(#2)								theoretical besttime: 1:18.629							
1	2	20:09.839	19:26.625	20.232	22.982	169	5	2	2:14.485	49.519	39.188	45.778	55	219		
2	2	1:23.793	42.747	18.341	22.705	173	216	6	2	6:19.978	5:40.430	18.201	21.347	177		
3	2	1:23.002	41.717	19.203	22.082	175	219	7	2	1:18.875	40.966	17.112	20.797	177	219	
4	2	1:18.867	40.831	17.350	20.686	173	221	8	2	1:19.070	41.010	17.272	20.788	173	218	



ADAC GT Masters

Sector List Qualifying 2



Provisional

DMSB Reg. Nr.: R-11548/20

Sunday, October 4, 2020 9:00:00

Sachsenring, Length: 3645m

Air temperature: 12.72°C

Track temperature: 12.7°C

Weather condition: Dry

Lap Id	Time	SE1	SP1	SE2	SP2	SE3	SP3	TSP	Lap Id	Time	SE1	SP1	SE2	SP2	SE3	SP3	TSP
30 Ineichen, CHE(#1) / Vervisch, BEL(#2)									theoretical besttime: 1:18.744								
1	2	21:12.705	20:24.355	22.995	25.355	154			5	2	6:07.237	5:27.521	18.744	20.972	174		
2	2	1:32.346	45.363	22.516	24.467	171	189		6	2	1:18.805	40.873	17.238	20.694	175	219	
3	2	1:27.453	42.168	19.948	25.337	174	218		7	2	1:18.993	41.122	17.190	20.681	173	218	
4	2	2:13.210	48.130	33.840	51.240	40	215										

31 Niederhauser, CHE(#1) / van der Linde, ZAF(#2)									theoretical besttime: 1:18.384								
1	2	11:39.958	10:53.910	21.180	24.868	164			5	2	1:20.887	42.325	17.790	20.772	175	219	
2	2	1:36.091	46.893	20.829	28.369	58	212		6	2	1:18.639	40.781	17.199	20.659	174	219	
3	2	11:46.287	10:54.729	23.676	27.882	58			7	2	1:18.561	40.958	17.071	20.532	175	219	
4	2	6:56.491	6:16.260	18.222	22.009	175											

32 Weerts, BEL(#1) / Vanthoor, BEL(#2)									theoretical besttime: 1:18.756								
1	2	20:59.025	20:15.380	20.786	22.859	164			5	2	7:19.237	6:37.594	17.433	24.210	174		
2	2	1:30.519	49.272	19.523	21.724	171	211		6	2	1:19.224	41.245	17.276	20.703	174	219	
3	2	1:18.801	41.080	17.146	20.575	171	218		7	2	1:19.036	41.035	17.214	20.787	171	219	
4	2	1:34.838	41.763	22.502	30.573	58	219										

33 Salaquarda, CZE(#1) / Stippler, DEU(#2)									theoretical besttime: 1:19.179								
1	2	20:29.133	19:31.756	27.547	29.830	138			5	2	6:56.574	6:14.515	18.061	23.998	173		
2	2	1:39.700	53.374	21.653	24.673	166	148		6	2	1:19.783	41.436	17.507	20.840	171	219	
3	2	1:23.232	43.780	18.138	21.314	171	216		7	2	1:19.213	40.994	17.345	20.874	169	219	
4	2	2:00.670	52.579	27.444	40.647	48	220										

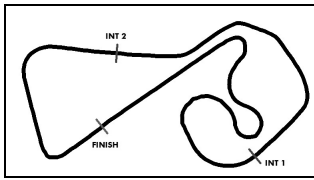
36 Dienst, DEU(#1) / Frommenwiler, CHE(#2)									theoretical besttime: 1:19.659								
1	2	14:42.440	13:49.267	25.898	27.275	149			8	2	1:28.876	45.136	19.695	24.045	173	219	
2	2	1:40.725	50.401	24.032	26.292	151	197		9	2	2:32.048	59.001	44.893	48.154	56	216	
3	2	1:31.494	48.316	21.004	22.174	171	209		10	2	4:42.127	4:00.830	18.400	22.897	175		
4	2	1:22.035	42.600	18.384	21.051	175	218		11	2	1:20.140	41.385	17.631	21.124	174	221	
5	2	1:20.055	41.550	17.371	21.134	173	219		12	2	1:19.594	41.284	17.356	20.954	174	219	
6	2	1:20.341	41.545	17.223	21.573	166	220		12	2	1:33.104	46.787	18.942	27.375	57	220	
7	2	1:20.091	41.487	17.545	21.059	174	218										

47 Dontje, NLD(#1) / Götz, DEU(#2)									theoretical besttime: 1:18.703								
1	2	21:38.228	20:51.979	21.545	24.704	156			5	2	1:20.946	41.577	17.645	21.724	175	219	
2	2	1:40.286	48.345	18.898	33.043	165	171		6	2	1:18.900	40.953	17.117	20.830	173	220	
3	2	1:42.941	50.564	24.142	28.235	57	161		7	2	1:19.044	41.287	17.124	20.633	173	219	
4	2	7:07.370	6:21.829	18.259	27.282	175											

48 Ellis, GBR(#1) / Marciello, ITA(#2)									theoretical besttime: 1:18.899								
1	2	4:19.263	3:37.019	19.496	22.748	168			5	2	1:18.899	41.126	17.059	20.714	174	219	
2	2	1:23.336	43.335	18.355	21.646	175	215		6	2	1:20.546	41.321	17.303	21.922	177	219	
3	2	1:19.332	41.325	17.185	20.822	173	219		7	2	1:26.739	41.532	18.522	26.685	58	220	
4	2	1:19.309	41.409	17.179	20.721	174	219										

63 Perera, FRA(#1) / Costa Balboa, ESP(#2)									theoretical besttime: 1:18.569								
1	2	19:06.572	18:22.027	20.938	23.607	169			6	2	2:30.222	59.448	43.859	46.915	48	191	
2	2	1:29.323	45.088	18.608	25.627	171	216		7	2	4:20.204	3:38.462	18.076	23.666	177		
3	2	1:19.778	41.777	17.220	20.781	175	220		8	2	1:20.979	41.190	17.299	22.490	177	222	
4	2	1:18.569	40.793	17.195	20.581	174	221		9	2	1:24.285	41.114	17.502	25.669	55	223	
5	2	1:26.324	43.412	18.703	24.209	149	221										

71 Langeveld, NLD(#1) / Paul, DEU(#2)									theoretical besttime: 1:19.383								
1	2	20:23.052	19:33.565	23.236	26.251	165			6	2	4:55.092	4:09.235	21.426	24.431	173		
2	2	1:26.412	45.196	19.414	21.802	173	212		7	2	1:20.171	41.546	17.616	21.009	173	217	
3	2	1:22.184	42.006	18.059	22.119	173	216		8	2	1:19.440	41.122	17.440	20.878	175	219	
4	2	1:19.696	41.406	17.383	20.907	174	218		9	2	1:32.638	45.079	20.965	26.594	58	221	
5	2	2:22.410	52.020	42.941	47.449	52	219										



ADAC GT Masters

Sector List Qualifying 2



Provisional

Sachsenring, Length: 3645m

Air temperature: 12.72°C

Track temperature: 12.7°C

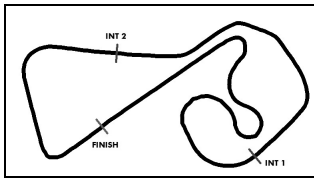
Weather condition: Dry

DMSB Reg. Nr.: R-11548/20

Sunday, October 4, 2020 9:00:00

Lap Id	Time	SE1	SP1	SE2	SP2	SE3	SP3	TSP	Lap Id	Time	SE1	SP1	SE2	SP2	SE3	SP3	TSP
72 Schöll, AUT(#1) / Morris, GBR(#2)									theoretical besttime: 1:19.517								
1	2	12:25.855	11:36.319	22.603	26.933	164			6	2	1:19.793	41.458	17.452	20.883	175	220	
2	2	1:27.336	45.892	19.239	22.205	175	216		7	2	1:19.945	41.565	17.431	20.949	175	221	
3	2	1:31.314	47.922	19.806	23.586	175	223		8	2	1:30.932	45.361	20.628	24.943	174	222	
4	2	1:19.797	41.332	17.392	21.073	173	224		9	2	1:19.859	41.502	17.348	21.009	174	222	
5	2	1:19.609	41.402	17.302	20.905	174	221		10	2	2:00.352	50.591	27.907	41.854	43	199	
77 Pommer, DEU(#1) / Schmidt, CHE(#2)									theoretical besttime: 1:18.547								
1	2	3:13.656	1:52.612	37.303	43.741	50			5	2	2:20.594	51.504	43.383	45.707	57	226	
2	2	18:23.314	17:34.551	22.541	26.222	169			6	2	5:46.354	5:04.445	19.325	22.584	180		
3	2	1:32.243	46.754	19.901	25.588	180	181		7	2	1:18.734	41.022	17.103	20.609	177	226	
4	2	1:18.775	40.835	17.258	20.682	180	227		8	2	1:22.972	41.005	17.370	24.597	58	225	
82 Schothorst, NLD(#1) / Zimmermann, DEU(#2)									theoretical besttime: 1:18.721								
1	2	18:33.867	17:49.565	20.685	23.617	168			6	2	2:02.904	45.597	27.910	49.397	51	219	
2	2	1:29.839	48.244	19.896	21.699	173	205		7	2	5:21.004	4:38.807	17.807	24.390	175		
3	2	1:28.168	43.247	23.158	21.763	174	217		8	2	1:18.943	41.081	17.185	20.677	174	220	
4	2	1:19.033	41.153	17.321	20.559	175	219		9	2	1:25.385	41.253	17.432	26.700	55	219	
5	2	1:18.786	40.977	17.218	20.591	174	220										
92 Ammermüller, DEU(#1) / Engelhart, DEU(#2)									theoretical besttime: 1:19.069								
1	2	8:33.700	7:50.804	19.954	22.942	173			5	2	1:19.312	40.887	17.656	20.769	174	220	
2	2	1:22.971	42.825	18.708	21.438	177	216		6	2	1:19.410	41.065	17.413	20.932	165	221	
3	2	1:19.435	41.165	17.430	20.840	174	221		7	2	1:22.591	43.265	18.074	21.252	174	215	
4	2	1:22.245	42.571	18.523	21.151	174	221		8	2	1:25.575	41.239	17.893	26.443	56	221	
99 Renauer, DEU(#1) / Müller, DEU(#2)									theoretical besttime: 1:18.589								
1	2	21:30.947	20:37.095	26.759	27.093	136			5	2	5:14.298	4:30.892	18.958	24.448	180		
2	2	1:30.704	47.016	20.271	23.417	177	153		6	2	1:18.798	40.986	17.199	20.613	175	224	
3	2	1:20.350	41.674	17.733	20.943	177	223		7	2	1:18.739	40.777	17.203	20.759	173	222	
4	2	2:00.643	40.808	27.709	52.126	53	222		8	2	1:29.516	43.007	18.750	27.759	57	220	





ADAC GT Masters

Top speed list Qualifying 2

Provisional



Sachsenring, Length: 3645m

Air temperature: 12.72°C

Track temperature: 12.7°C

Weather condition: Dry

DMSB Reg. Nr.: R-11548/20

Sunday, October 4, 2020 9:00:00

#	Name (NAT)	Team	Car name	Speed	Lap	Race time
9	Joel Eriksson (SWE)	Schubert Motorsport (DEU)	BMW M6 GT3	227.84	3	12:45.880
10	Jesse Krohn (FIN)	Schubert Motorsport (DEU)	BMW M6 GT3	227.36	6	23:08.452
77	Jeffrey Schmidt (CHE)	Callaway Competition (DEU)	Corvette C7 GT3-R	227.36	4	23:14.340
14	Jens Klingmann (DEU)	MRS GT-Racing (DEU)	BMW M6 GT3	226.89	10	27:57.076
72	Sebastian Morris (GBR)	T3-HRT-Motorsport (DEU)	Bentley Continental GT3	224.53	4	15:29.710
99	Sven Müller (DEU)	Precote Herberth Motorsport (DEU)	Porsche 911 GT3 R	224.06	6	26:48.359
63	Albert Costa Balboa (ESP)	GRT GRASSER RACING TEAM (AUT)	Lamborghini Huracan GT3 EVO	223.14	9	28:03.443
7	Sebastian Asch (DEU)	Precote Herberth Motorsport (DEU)	Porsche 911 GT3 R	222.22	3	23:11.755
18	David Jahn (DEU)	KÜS TEAM75 Bernhard (DEU)	Porsche 911 GT3 R	222.22	8	28:16.146
92	Christian Engelhart (DEU)	SSR Performance (DEU)	Porsche 911 GT3 R	221.76	3	10:01.905
29	Christopher Mies (DEU)	Montaplast by Land Motorsport (DEU)	Audi R8 LMS GT3	221.76	4	23:01.881
19	Clemens Schmid (AUT)	GRT GRASSER RACING TEAM (AUT)	Lamborghini Huracan GT3 EVO	221.76	5	23:27.315
17	Simona De Silvestro (CHE)	KÜS TEAM75 Bernhard (DEU)	Porsche 911 GT3 R	221.31	7	13:15.511
22	Maro Engel (DEU)	Toksport WRT (DEU)	Mercedes-AMG GT3 EVO	221.31	4	13:25.131
36	Philipp Frommenwiler (CHE)	DLV-Team Schuetz Motorsport (DEU)	Mercedes-AMG GT3	221.31	11	27:11.743
71	Maximilian Paul (DEU)	T3-HRT-Motorsport (DEU)	Audi R8 LMS GT3	221.31	9	29:39.980
48	Raffaele Marciello (ITA)	KNAUS Team HTP-WINWARD (DEU)	Mercedes-AMG GT3 EVO	220.85	7	11:05.957
8	Dennis Marschall (DEU)	RUTRONIK-RACING (DEU)	Audi R8 LMS GT3	220.85	4	23:47.925
25	Mike David Ortmann (DEU)	BWT Mücke Motorsport (DEU)	Audi R8 LMS GT3	220.85	4	23:57.508
82	Tim Zimmermann (DEU)	GRT GRASSER RACING TEAM (AUT)	Lamborghini Huracan GT3 EVO	220.85	8	26:45.118
3	Maximilian Hackländer (DEU)	Aust Motorsport (DEU)	Audi R8 LMS GT3	220.85	8	27:57.845
21	Daniel Keilwitz (DEU)	Team Zakspeed BKK Mobil Oil Racing (DEU)	Mercedes-AMG GT3 EVO	220.85	8	28:18.679
28	Christopher Haase (DEU)	Montaplast by Land Motorsport (DEU)	Audi R8 LMS GT3	220.85	7	29:11.764
26	Stefan Mücke (DEU)	BWT Mücke Motorsport (DEU)	Audi R8 LMS GT3	220.40	3	5:26.515
11	Pierre Kaffer (DEU)	EFP Car Collection by TECE (DEU)	Audi R8 LMS GT3	220.40	4	22:54.310
33	Frank Stippler (DEU)	Team ISR (CZE)	Audi R8 LMS GT3	220.40	4	23:37.363
20	Dorian Boccolacci (FRA)	Team Zakspeed BKK Mobil Oil Racing (DEU)	Mercedes-AMG GT3 EVO	220.40	9	28:11.960
47	Maximilian Götz (DEU)	MANN-FILTER Team HTP-WINWARD (DEU)	Mercedes-AMG GT3 EVO	220.40	6	28:41.278
4	Rahel Frey (CHE)	Aust Motorsport (DEU)	Audi R8 LMS GT3	219.95	4	12:55.475
30	Frederic Vervisch (BEL)	TEAM WRT (BEL)	Audi R8 LMS GT3	219.95	6	27:44.491
31	Kelvin van der Linde (ZAF)	RUTRONIK-RACING (DEU)	Audi R8 LMS GT3	219.95	6	28:31.248
32	Dries Vanthoor (BEL)	TEAM WRT (BEL)	Audi R8 LMS GT3	219.51	4	23:53.666