

### Final classification

### Result List

Stewards / Race Management

STEWARD	Harry Stüber
STEWARD	Jörg Müller
STEWARD	Gerd Weidinger
RACE DIRECTOR	Christian Vormann
CLERK OF THE COURSE	Marcel Putsche
TECHNICAL DELEGATE	Adrian Sengpiel
CHIEF TIMEKEEPER	Daniel Schulze

Weather Start/Finish

AIR	21.2°C
TRACK	17.4°C
CONDITIONS	Dry
PRESSURE	955 hPa
AIR	19.6°C
TRACK	17.7°C
CONDITIONS	Dry
PRESSURE	955 hPa

Track Information

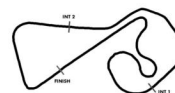
GREEN FLAG	11:50:22
CHEQUERED FLAG	12:23:02
SAFETY CAR PHASE	0
FULL COURSE YELLOW PHASE	0
TRACK NAME	Sachsenring
TRACK LENGTH	3645m
TURN COUNT	13
TOTAL DISTANCE	80.19km
FASTEST LAP:	#88. DFU - 1:27.752

STARTED: 11 CLASSIFIED: 11 NOT CLASSIFIED: 0 DISQUALIFIED: 0

Nr.	Drivers	Team	Laps	Total Time	Gap	Kph	Lap	Time	Kph
Cl.	Car	Competitor							
1	88 D.Fugel(DEU) Honda Civic FK7 TCR	Honda ADAC Sachsen(DEU) ADAC Sachsen e.V.	22	32:40.321		147.4	2	1:27.752	149.5
2	55 M.Fugel(DEU) J Honda Civic FK7 TCR	Honda ADAC Sachsen(DEU) ADAC Sachsen e.V.	22	32:52.858	12.537	146.5	2	1:27.770	149.5
3	13 A.Buri(FIN) Hyundai i30 N TCR	Hyundai Team Engstler(DEU) Engstler Motorsport	22	32:54.521	14.200	146.4	2	1:28.164	148.8
4	2 H.Proczyk(AUT) Hyundai i30 N TCR	HP Racing International(DEU) HP Racing International	22	32:54.971	14.650	146.4	5	1:28.457	148.3
5	98 J.Seyffert(DEU) Hyundai i30 N TCR	HP Racing International(DEU) HP Racing International	22	32:58.225	17.904	145.9	2	1:27.873	149.3
6	97 N.Gruber(AUT) J Hyundai i30 N TCR	Hyundai Team Engstler(DEU) Engstler Motorsport	22	33:04.089	23.768	145.8	2	1:29.356	146.8
7	8 R.Kircher(DEU) J VW Golf GTI TCR SEQ	VOLKSWAGEN Team OETTINGER(DEU) OETTINGER Sportsystems	22	33:04.884	24.563	145.6	4	1:28.798	147.7
8	17 A.Legutko(POL) J Honda Civic FK2 TCR	Albert Legutko Racing(POL) ADAC Berlin-Brandenburg e.V.	22	33:26.648	46.327	144.1	4	1:29.995	145.8
9	123 M.Schrötter(DEU) Hyundai i30 N TCR	Hyundai Team Engstler(DEU) Engstler Motorsport	22	33:28.505	48.184	144.0	2	1:30.182	145.5
10	92 D.Tovilavicius(LTU) VW Golf GTI TCR SEQ	SKUBA RACING Team(LTU) SKUBA RACING Team	22	33:28.656	48.335	143.9	4	1:30.063	145.6
11	51 H.Salminen(FIN) VW Golf GTI TCR SEQ	Positione Motorsport(FIN) Positione Motorsport	19	29:31.715	3LAPS	140.4	3	1:29.272	146.9

Fastest lap of the race. Car 88 driver Dominik Fugel on lap 2. Time 1:27.752, average speed 149.5 km/h.

Steward: Harry Stüber	Steward: Jörg Müller	Steward: Gerd Weidinger
-----------------------	----------------------	-------------------------



### Provisional

### Class Result List

#### Stewards / Race Management

STEWARD	Harry Stüber
STEWARD	Jörg Müller
STEWARD	Gerd Weidinger
RACE DIRECTOR	Christian Vormann
CLERK OF THE COURSE	Marcel Putsche
TECHNICAL DELEGATE	Adrian Sengpiel
CHIEF TIMEKEEPER	Daniel Schulze

#### Weather Start/Finish

AIR	21.2°C
TRACK	17.4°C
CONDITIONS	Dry
PRESSURE	955 hPa
AIR	19.6°C
TRACK	17.7°C
CONDITIONS	Dry
PRESSURE	955 hPa

#### Track Information

GREEN FLAG	11:50:22
CHEQUERED FLAG	12:23:02
SAFETY CAR PHASE	0
FULL COURSE YELLOW PHASE	0
TRACK NAME	Sachsenring
TRACK LENGTH	3645m
TURN COUNT	13
TOTAL DISTANCE	80.19km
FASTEST LAP:	#88. DFU - 1:27.752

STARTED: 11 CLASSIFIED: 11 NOT CLASSIFIED: 0 DISQUALIFIED: 0

Nr.	Drivers	Team	Laps	Total Time	Gap	Kph	Lap	Time	Kph
	Car	Competitor							

#### CLASS: Junior

Started: 4      Classified: 4      Not Classified: 0

1	55	M.Fugel(DEU)	Honda ADAC Sachsen(DEU)	22	32:52.858		146.5	2	1:27.770	149.5
		Honda Civic FK7 TCR	ADAC Sachsen e.V.							
2	97	N.Gruber(AUT)	Hyundai Team Engstler(DEU)	22	33:04.089	11.231	145.8	2	1:29.356	146.8
		Hyundai i30 N TCR	Engstler Motorsport							
3	8	R.Kircher(DEU)	VOLKSWAGEN Team OETTINGER(DEU)	22	33:04.884	12.026	145.6	4	1:28.798	147.7
		VW Golf GTI TCR SEQ	OETTINGER Sportsystems							
4	17	A.Legutko(POL)	Albert Legutko Racing(POL)	22	33:26.648	33.790	144.1	4	1:29.995	145.8
		Honda Civic FK2 TCR	ADAC Berlin-Brandenburg e.V.							

Fastest lap of the class. Car 55 driver Marcel Fugel on lap 2. Time 1:27.770, average speed 149.5 km/h.

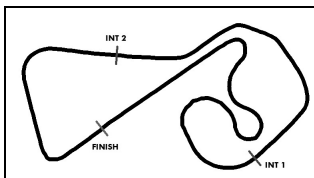
Subject to final scrutineering!

Publication time:

Clerk of the Course: Marcel Putsche

Timekeeper: Daniel Schulze





# ADAC TCR Germany

## Sector List Race 1



Provisional

**DMSB** Reg. Nr.: R-11548/20

Saturday, October 3, 2020 11:50:00

Sachsenring, Length: 3645m

Air temperature: 19.62°C

Track temperature: 17.7°C

Weather condition: Dry

Lap	Id	Time	SE1	SP1	SE2	SP2	SE3	SP3	TSP	Lap	Id	Time	SE1	SP1	SE2	SP2	SE3	SP3	TSP
<b>2</b> Proczyk, AUT(#1)										<b>theoretical besttime: 1:28.368</b>									
1	0	1:33.395	49.986		19.909		23.500	157	124	12	0	1:29.775	45.988		20.027		23.760	154	197
2	0	1:28.534	45.440		19.593		23.501	156	198	13	0	1:29.765	45.932		19.958		23.875	153	197
3	0	1:28.790	45.637		19.708		<b>23.445</b>	155	<b>199</b>	14	0	1:29.858	46.119		19.961		23.778	154	197
4	0	1:28.482	<b>45.333</b>		19.637		23.512	155	197	15	0	1:29.646	45.991		19.918		23.737	154	197
5	<b>0</b>	<b>1:28.457</b>	45.357		<b>19.590</b>		23.510	155	197	16	0	1:29.723	46.046		19.791		23.886	154	197
6	0	1:28.622	45.384		19.707		23.531	155	198	17	0	1:30.080	46.112		20.063		23.905	153	196
7	0	1:28.669	45.387		19.649		23.633	154	198	18	0	1:30.314	46.282		20.062		23.970	153	196
8	0	1:29.017	45.522		19.750		23.745	155	198	19	0	1:30.465	46.333		20.057		24.075	152	196
9	0	1:29.169	45.679		19.864		23.626	154	197	20	0	1:30.870	46.577		20.120		24.173	150	196
10	0	1:29.215	45.749		19.861		23.605	153	198	21	0	1:31.056	46.540		20.193		24.323	153	196
11	0	1:29.405	45.865		19.799		23.741	154	197	22	0	1:31.664	46.961		20.325		24.378	150	196

Lap	Id	Time	SE1	SP1	SE2	SP2	SE3	SP3	TSP	Lap	Id	Time	SE1	SP1	SE2	SP2	SE3	SP3	TSP
<b>8</b> Kircher, DEU(#1)										<b>theoretical besttime: 1:28.623</b>									
1	0	1:32.821	48.670		<b>19.804</b>		24.347	150	96	12	0	1:30.195	46.036		20.314		23.845	154	196
2	0	1:28.862	45.374		19.825		23.663	154	196	13	0	1:29.645	46.026		19.858		23.761	154	197
3	0	1:33.204	45.379		24.210		23.615	155	197	14	0	1:29.648	46.120		19.943		23.585	155	197
4	<b>0</b>	<b>1:28.798</b>	<b>45.341</b>		19.919		23.538	154	197	15	0	1:29.859	46.162		20.063		23.634	154	196
5	0	1:29.323	45.754		20.060		23.509	155	198	16	0	1:29.948	46.159		19.937		23.852	154	197
6	0	1:29.343	45.998		19.858		23.487	155	<b>198</b>	17	0	1:30.190	46.280		20.012		23.898	154	197
7	0	1:30.993	46.526		20.277		24.190	146	197	18	0	1:30.190	46.475		19.813		23.902	153	196
8	0	1:30.422	46.445		20.101		23.876	152	194	19	0	1:30.191	46.350		20.024		23.817	154	196
9	0	1:30.105	46.550		19.867		23.688	153	193	20	0	1:30.423	46.442		20.195		23.786	155	197
10	0	1:29.802	46.270		20.054		<b>23.478</b>	155	196	21	0	1:30.810	46.558		20.134		24.118	151	196
11	0	1:29.567	45.894		20.071		23.602	155	197	22	0	1:30.545	46.590		20.162		23.793	153	194

Lap	Id	Time	SE1	SP1	SE2	SP2	SE3	SP3	TSP	Lap	Id	Time	SE1	SP1	SE2	SP2	SE3	SP3	TSP
<b>13</b> Buri, FIN(#1)										<b>theoretical besttime: 1:28.050</b>									
1	0	1:32.602	49.275		<b>19.731</b>		23.596	152	117	12	0	1:29.669	46.195		19.945		23.529	153	197
2	0	<b>1:28.164</b>	<b>45.122</b>		19.845		<b>23.197</b>	155	196	13	0	1:29.592	45.884		19.796		23.912	151	197
3	0	1:28.359	45.368		19.756		23.235	153	197	14	0	1:29.398	45.942		19.836		23.620	153	196
4	0	1:28.581	45.390		19.750		23.441	155	197	15	0	1:29.366	45.855		19.868		23.643	152	196
5	0	1:28.487	45.424		19.781		23.282	154	197	16	0	1:29.501	45.906		19.994		23.601	153	196
6	0	1:28.440	45.421		19.756		23.263	154	198	17	0	1:29.597	45.983		20.030		23.584	152	196
7	0	1:28.508	45.331		19.784		23.393	155	<b>198</b>	18	0	1:29.902	46.149		20.025		23.728	151	196
8	0	1:28.589	45.412		19.748		23.429	150	198	19	0	1:30.437	46.447		20.152		23.838	151	195
9	0	1:29.075	45.827		19.838		23.410	153	196	20	0	1:31.165	46.983		20.297		23.885	151	194
10	0	1:28.973	45.704		19.815		23.454	154	197	21	0	1:33.014	47.289		20.535		25.190	145	195
11	0	1:29.311	45.755		19.945		23.611	154	197	22	0	1:33.791	47.854		21.010		24.927	147	189

Lap	Id	Time	SE1	SP1	SE2	SP2	SE3	SP3	TSP	Lap	Id	Time	SE1	SP1	SE2	SP2	SE3	SP3	TSP
<b>17</b> Legutko, POL(#1)										<b>theoretical besttime: 1:29.836</b>									
1	0	1:34.828	50.210		<b>20.164</b>		24.454	149	104	12	0	1:30.822	46.354		20.432		24.036	152	193
2	0	1:30.448	45.943		20.339		24.166	152	193	13	0	1:31.825	46.815		20.650		24.360	152	194
3	0	1:30.318	<b>45.733</b>		20.432		24.153	152	193	14	0	1:32.369	47.227		21.010		24.132	153	195
4	<b>0</b>	<b>1:29.995</b>	45.736		20.278		23.981	153	196	15	0	1:31.666	46.396		20.612		24.658	151	192
5	0	1:30.582	45.908		20.293		24.381	154	195	16	0	1:31.210	46.743		20.320		24.147	152	190
6	0	1:31.549	46.741		20.747		24.061	152	<b>197</b>	17	0	1:30.848	46.493		20.278		24.077	152	193
7	0	1:30.635	45.921		20.595		24.119	153	194	18	0	1:31.326	46.499		20.466		24.361	150	193
8	0	1:30.252	46.058		20.244		23.950	153	195	19	0	1:31.516	46.710		20.405		24.401	151	191
9	0	1:30.509	45.985		20.585		<b>23.939</b>	152	194	20	0	1:31.476	46.893		20.475		24.108	152	192
10	0	1:30.415	46.091		20.289		24.035	153	194	21	0	1:31.125	46.393		20.585		24.147	151	192
11	0	1:30.876	46.398		20.334		24.144	153	193	22	0	1:32.058	46.811		20.583		24.664	146	192

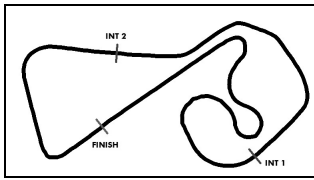
Lap	Id	Time	SE1	SP1	SE2	SP2	SE3	SP3	TSP	Lap	Id	Time	SE1	SP1	SE2	SP2	SE3	SP3	TSP
<b>51</b> Salminen, FIN(#1)										<b>theoretical besttime: 1:28.859</b>									
1	0	1:34.615	50.394		20.482		23.739	153	116	11	0	1:31.523	46.918		20.555		24.050	153	197
2	0	1:29.340	45.593		20.287		<b>23.460</b>	156	197	12	0	1:32.503	47.193		21.200		24.110	152	197
3	<b>0</b>	<b>1:29.272</b>	<b>45.535</b>		20.092		23.645	152	199	13	0	1:32.522	47.419		20.726		24.377	153	196
4	0	1:29.737	46.104		20.088		23.545	155	198	14	0	1:34.683	47.166		22.206		25.311	152	198
5	0	1:29.447	45.910		20.043		23.494	152	200	15	0	1:34.070	47.825		21.226		25.019	151	197
6	0	1:29.711	46.187		<b>19.864</b>		23.660	154	199	16	0	1:35.865	48.824		21.387		25.654	149	194
7	0	1:30.797	46.510		20.340		23.947	151	<b>200</b>	17	0	1:36.316	49.336		21.519		25.461	149	193
8	0	1:30.817	46.539		20.131		24.147	149	197	18	0	1:40.580	51.339		22.511		26.730	144	193
9	0	1:31.265	47.136		20.270		23.859	154	194	19	0	1:47.345	52.349		23.784		31.212	41	192

ver: 1.0

[www.adac.de/motorsport](http://www.adac.de/motorsport)

Page 1/ 3 printed: 3.10.2020 12:26





# ADAC TCR Germany

## Sector List Race 1

Provisional



Sachsenring, Length: 3645m  
Air temperature: 19.62°C  
Track temperature: 17.7°C  
Weather condition: Dry

**DMSB** Reg. Nr.: R-11548/20

Saturday, October 3, 2020 11:50:00

Lap	Id	Time	SE1	SP1	SE2	SP2	SE3	SP3	TSP	Lap	Id	Time	SE1	SP1	SE2	SP2	SE3	SP3	TSP
10	0	1:31.307	46.971		20.250		24.086	154	199										

### 55 Fugel, DEU(#1)

theoretical besttime: 1:27.713

1	0	1:32.047	48.894		19.662		23.491	155	111	12	0	1:29.426	46.202		19.596		23.628	153	195
2	0	<b>1:27.770</b>	<b>45.019</b>		19.425		<b>23.326</b>	154	195	13	0	1:29.186	46.010		19.622		23.554	154	194
3	0	1:28.102	45.268		19.503		23.331	153	196	14	0	1:29.337	45.950		19.633		23.754	154	195
4	0	1:28.145	45.338		19.430		23.377	154	195	15	0	1:29.235	45.891		19.685		23.659	151	194
5	0	1:28.213	45.430		<b>19.368</b>		23.415	154	196	16	0	1:29.857	46.087		19.924		23.846	151	193
6	0	1:28.252	45.308		19.543		23.401	155	196	17	0	1:29.810	46.195		19.842		23.773	151	194
7	0	1:28.546	45.585		19.535		23.426	155	196	18	0	1:30.224	46.251		19.973		24.000	153	194
8	0	1:29.189	45.776		19.866		23.547	154	<b>197</b>	19	0	1:30.472	46.399		20.028		24.045	152	193
9	0	1:29.331	45.631		19.832		23.868	154	196	20	0	1:31.117	46.924		20.021		24.172	152	193
10	0	1:29.357	45.914		19.870		23.573	152	196	21	0	1:33.376	47.147		20.814		25.415	143	192
11	0	1:29.650	46.180		19.838		23.632	153	194	22	0	1:32.216	47.032		20.433		24.751	149	192

### 88 Fugel, DEU(#1)

theoretical besttime: 1:27.597

1	0	1:31.133	47.969		19.948		<b>23.216</b>	156	100	12	0	1:28.706	45.452		19.649		23.605	153	196
2	0	<b>1:27.752</b>	<b>44.824</b>		19.694		23.234	156	197	13	0	1:28.789	45.501		19.791		23.497	155	196
3	0	1:27.927	44.913		<b>19.557</b>		23.457	153	197	14	0	1:28.878	45.539		19.693		23.646	153	197
4	0	1:28.206	45.144		19.705		23.357	156	197	15	0	1:29.608	45.989		19.932		23.687	153	195
5	0	1:27.959	45.046		19.669		23.244	155	198	16	0	1:29.404	45.781		19.801		23.822	152	195
6	0	1:28.345	45.117		19.759		23.469	155	<b>199</b>	17	0	1:29.270	45.937		19.711		23.622	153	195
7	0	1:28.867	45.584		19.685		23.598	154	199	18	0	1:29.409	45.718		19.892		23.799	153	196
8	0	1:28.467	45.527		19.590		23.350	155	197	19	0	1:29.616	45.746		19.873		23.997	153	195
9	0	1:28.400	45.383		19.584		23.433	155	197	20	0	1:30.524	46.231		20.220		24.073	152	195
10	0	1:28.260	45.212		19.622		23.426	154	197	21	0	1:30.451	46.397		20.102		23.952	152	194
11	0	1:28.683	45.384		19.751		23.548	153	196	22	0	1:31.667	46.871		20.078		24.718	120	195

### 92 Tovilavicius, LTU(#1)

theoretical besttime: 1:29.519

1	1	1:34.914	50.909		20.221		<b>23.784</b>	155	114	12	1	1:31.288	46.674		20.164		24.450	135	197
2	1	1:30.495	46.271		20.296		23.928	156	197	13	1	1:31.347	47.209		20.022		24.116	154	189
3	1	1:30.528	<b>45.853</b>		20.343		24.332	154	198	14	1	1:32.478	47.086		21.410		23.982	154	198
4	1	<b>1:30.063</b>	45.960		20.156		23.947	152	199	15	1	1:31.390	46.529		20.320		24.541	152	198
5	1	1:30.085	46.248		19.915		23.922	151	198	16	1	1:31.406	47.399		<b>19.882</b>		24.125	153	196
6	1	1:32.475	47.030		21.245		24.200	155	192	17	1	1:30.885	46.599		20.261		24.025	154	197
7	1	1:30.110	46.114		19.916		24.080	155	198	18	1	1:31.032	46.632		20.221		24.179	152	197
8	1	1:30.262	46.421		19.978		23.863	154	<b>199</b>	19	1	1:31.676	47.076		20.205		24.395	150	190
9	1	1:30.809	46.301		20.185		24.323	150	198	20	1	1:31.799	47.077		20.445		24.277	153	195
10	1	1:30.291	46.273		20.056		23.962	153	196	21	1	1:31.643	47.100		20.510		24.033	153	197
11	1	1:30.665	46.412		20.212		24.041	153	197	22	1	1:33.015	47.512		20.424		25.079	151	196

### 97 Gruber, AUT(#1)

theoretical besttime: 1:29.070

1	0	1:34.129	49.793		19.968		24.368	151	98	12	0	1:29.914	46.108		20.066		23.740	151	192
2	0	<b>1:29.356</b>	45.705		20.044		<b>23.607</b>	154	194	13	0	1:29.994	46.198		19.893		23.903	150	193
3	0	1:29.373	<b>45.603</b>		20.124		23.646	153	<b>196</b>	14	0	1:29.969	46.199		19.988		23.782	151	193
4	0	1:29.582	45.862		19.997		23.723	152	195	15	0	1:29.949	46.131		19.878		23.940	150	193
5	0	1:29.526	45.762		19.936		23.828	152	194	16	0	1:30.259	46.408		20.020		23.831	151	193
6	0	1:29.511	45.922		<b>19.860</b>		23.729	152	195	17	0	1:30.222	46.268		20.028		23.926	149	192
7	0	1:29.817	46.004		19.937		23.876	151	194	18	0	1:30.445	46.517		20.142		23.786	151	192
8	0	1:29.629	45.953		19.908		23.768	151	194	19	0	1:30.152	46.417		19.976		23.759	149	193
9	0	1:29.827	46.022		20.068		23.737	151	193	20	0	1:30.227	46.377		20.028		23.822	150	193
10	0	1:29.926	46.073		20.010		23.843	148	194	21	0	1:30.567	46.492		20.070		24.005	150	192
11	0	1:30.158	46.247		19.991		23.920	149	192	22	0	1:31.557	46.805		20.223		24.529	148	193

### 98 Seyffert, DEU(#1)

theoretical besttime: 1:27.578

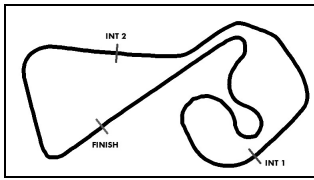
1	0	1:30.343	47.498		19.492		23.353	154	90	12	0	1:29.162	45.701		19.824		23.637	154	195
2	0	<b>1:27.873</b>	45.312		19.409		<b>23.152</b>	155	196	13	0	1:29.354	45.855		19.838		23.661	153	196
3	0	1:27.883	<b>45.043</b>		19.561		23.279	154	196	14	0	1:29.392	45.842		19.884		23.666	154	196
4	0	1:27.944	45.268		<b>19.383</b>		23.293	155	196	15	0	1:29.770	46.057		19.930		23.783	154	195
5	0	1:28.228	45.369		19.500		23.359	154	196	16	0	1:29.755	46.060		19.923		23.772	154	195
6	0	1:28.687	45.429		19.776		23.482	154	196	17	0	1:29.794	46.146		19.905		23.743	153	195
7	0	1:29.484	45.729		19.667		24.088	155	196	18	0	1:30.215	46.451		19.970		23.794	152	194

ver: 1.0

[www.adac.de/motorsport](http://www.adac.de/motorsport)

Page 2/ 3 printed: 3.10.2020 12:26





# ADAC TCR Germany

## Sector List Race 1

Provisional



Sachsenring, Length: 3645m

Air temperature: 19.62°C

Track temperature: 17.7°C

Weather condition: Dry

**DMSB** Reg. Nr.: R-11548/20

Saturday, October 3, 2020 11:50:00

Lap	Id	Time	SE1	SP1	SE2	SP2	SE3	SP3	TSP	Lap	Id	Time	SE1	SP1	SE2	SP2	SE3	SP3	TSP
8	0	1:29.395	46.126		19.716		23.553	155	<b>198</b>	19	0	1:30.385	46.359		20.022		24.004	152	195
9	0	1:29.244	45.829		19.772		23.643	155	197	20	0	1:31.431	46.798		20.326		24.307	150	194
10	0	1:29.194	45.780		19.866		23.548	154	197	21	0	1:33.882	47.408		20.803		25.671	142	193
11	0	1:29.335	45.874		19.837		23.624	154	196	22	0	1:37.475	49.200		22.457		25.818	140	190

### 123 Schrötter, DEU(#1)

**theoretical besttime: 1:29.896**

1	0	1:35.955	51.657		20.390		23.908	152	114	12	0	1:31.497	46.676		20.498		24.323	151	197
2	0	<b>1:30.182</b>	<b>46.376</b>		20.008		23.798	154	197	13	0	1:30.988	46.737		20.136		24.115	152	195
3	0	1:30.418	46.405		20.108		23.905	153	<b>198</b>	14	0	1:32.778	47.082					152	196
4	0	1:30.359	46.394		20.128		23.837	154	198	15	0	1:32.545	47.669		20.443		24.433	151	196
5	0	1:30.419	46.417		<b>19.864</b>		24.138	152	198	16	0	1:31.737	47.163		20.289		24.285	150	195
6	0	1:31.114	46.474		20.385		24.255	152	197	17	0	1:31.098	46.821		20.283		23.994	152	194
7	0	1:30.827	46.966		20.042		23.819	153	195	18	0	1:30.821	46.802		20.094		23.925	151	195
8	0	1:30.470	46.665		20.080		23.725	154	197	19	0	1:30.949	46.880		20.164		23.905	153	195
9	0	1:30.204	46.587		19.961		<b>23.656</b>	154	198	20	0	1:30.620	46.592		20.104		23.924	154	196
10	0	1:30.778	47.038		19.897		23.843	154	197	21	0	1:31.625	46.930		20.522		24.173	154	197
11	0	1:30.740	46.481		20.410		23.849	153	197	22	0	1:32.381	47.314		20.415		24.652	150	197