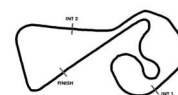


Qualifying 1 Sachsenring



DMSB

Reg. Nr.: R-11548/20

Provisional

Result List

Stewards / Race Management

STEWARD	Achim Loth
STEWARD	Yasin Özer
STEWARD	Naik Hänsel
RACE DIRECTOR	Niels Wittich
CLERK OF THE COURSE	Marcel Putsche
TECHNICAL DELEGATE	Tim Zessack
CHIEF TIMEKEEPER	Daniel Schulze

Weather Start/Finish

AIR	16.5°C
TRACK	15.1°C
CONDITIONS	Dry
PRESSURE	955 hPa
AIR	18.0°C
TRACK	15.5°C
CONDITIONS	Dry
PRESSURE	955 hPa

Track Information

GREEN FLAG	9:25:00
CHEQUERED FLAG	9:55:01
SAFETY CAR PHASE	0
FULL COURSE YELLOW PHASE	0
TRACK NAME	Sachsenring
TRACK LENGTH	3645m
TURN COUNT	13
FASTEST LAP:	#36. DIE - 1:18.846

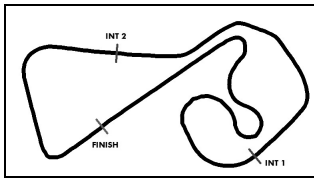
STARTED: 32 CLASSIFIED: 32 NOT CLASSIFIED: 0 DISQUALIFIED: 0

Drivers	Team	Car	Lap	Best Time	Gap	Diff	Kph	Day Time
1 36 M.Dienst(DEU)(J)/P.Frommenwiler(CHE)	DLV-Team Schuetz Motorsport(DEU)	Mercedes-AMG GT3	7	1:18.846			166.4	9:50:35
2 92 M.Ammermüller(DEU)/C.Engelhart(DEU)	SSR Performance(DEU)	Porsche 911 GT3 R	4	1:18.872	0.026	0.026	166.3	9:34:18
3 99 R.Renauer(DEU)/S.Müller(DEU)	Precote Herberth Motorsport(DEU)	Porsche 911 GT3 R	4	1:18.953	0.107	0.081	166.2	9:36:32
4 48 P.Ellis(GBR)/R.Marciello(ITA)	KNAUS Team HTP-WINWARD(DEU)	Mercedes-AMG GT3 EVO	5	1:18.988	0.142	0.035	166.1	9:35:01
5 22 L.Stolz(DEU)/M.Engel(DEU)	Toksport WRT(DEU)	Mercedes-AMG GT3 EVO	5	1:19.071	0.225	0.083	165.9	9:45:30
6 63 F.Perera(FRA)/A.Costa Balboa(ESP)	GRT GRASSERRACING TEAM(AUT)	Lamborghini Huracan GT3 E	4	1:19.155	0.309	0.084	165.7	9:48:11
7 82 S.Schothorst(NLD)/T.Zimmermann(DEU)(J)	GRT GRASSERRACING TEAM(AUT)	Lamborghini Huracan GT3 E	5	1:19.155	0.309		165.7	9:50:25
8 31 P.Niederhauser(CHE)/K.van der Linde(ZAF)	RUTRONIK-RACING(DEU)	Audi R8 LMS GT3	5	1:19.182	0.336	0.027	165.7	9:51:19
9 28 M.Hofer(AUT)/C.Haase(DEU)	Montaplast by Land Motorsport(DEU)	Audi R8 LMS GT3	4	1:19.183	0.337	0.001	165.7	9:31:12
10 20 M.Wishofer(AUT)(J)/D.Boccolacci(FRA)	Team Zakspeed BKK Mobil Oil Racing(D	Mercedes-AMG GT3 EVO	4	1:19.252	0.406	0.069	165.5	9:46:42
11 17 K.Bachler(AUT)/S.De Silvestro(CHE)	KÜS TEAM75 Bernhard(DEU)	Porsche 911 GT3 R	4	1:19.267	0.421	0.015	165.5	9:34:01
12 47 I.Dontje(NLD)/M.Götz(DEU)	MANN-FILTER Team HTP-WINWARD(D	Mercedes-AMG GT3 EVO	4	1:19.364	0.518	0.097	165.3	9:50:39
13 32 C.Weerts(BEL)(J)/D.Vanthoor(BEL)	TEAM WRT(BEL)	Audi R8 LMS GT3	4	1:19.392	0.546	0.028	165.2	9:50:05
14 77 M.Pommer(DEU)/J.Schmidt(CHE)	Callaway Competition(DEU)	Corvette C7 GT3-R	5	1:19.395	0.549	0.003	165.2	9:49:49
15 29 K.Schramm(DEU)(J)/C.Mies(DEU)	Montaplast by Land Motorsport(DEU)	Audi R8 LMS GT3	5	1:19.499	0.653	0.104	165.0	9:34:23
16 26 R.Feller(CHE)(J)/S.Mücke(DEU)	BWT Mücke Motorsport(DEU)	Audi R8 LMS GT3	3	1:19.513	0.667	0.014	165.0	9:50:59
17 25 I.Walilko(POL)(J)/M.Ortmann(DEU)(J)	BWT Mücke Motorsport(DEU)	Audi R8 LMS GT3	4	1:19.547	0.701	0.034	164.9	9:34:34
18 7 A.Renauer(DEU)/S.Asch(DEU)	Precote Herberth Motorsport(DEU)	Porsche 911 GT3 R	5	1:19.584	0.738	0.037	164.8	9:40:23
19 10 H.Skoog(SWE)(J)/J.Krohn(FIN)	Schubert Motorsport(DEU)	BMW M6 GT3	5	1:19.608	0.762	0.024	164.8	9:51:30
20 14 E.Johansson(SWE)(J)/J.Klingmann(DEU)	MRS GT-Racing(DEU)	BMW M6 GT3	5	1:19.648	0.802	0.040	164.7	9:45:10
21 33 F.Salaquarda(CZE)(T)/F.Stippler(DEU)	Team ISR(CZE)	Audi R8 LMS GT3	3	1:19.723	0.877	0.075	164.5	9:48:42
22 71 N.Langeveld(NLD)/M.Paul(DEU)(J)	T3-HRT-Motorsport(DEU)	Audi R8 LMS GT3	5	1:19.734	0.888	0.011	164.5	9:39:26
23 21 J.Eriksson(SWE)/D.Keilwitz(DEU)	Team Zakspeed BKK Mobil Oil Racing(D	Mercedes-AMG GT3 EVO	5	1:19.747	0.901	0.013	164.5	9:48:05
24 19 N.Lagrange(BEL)/C.Schmid(AUT)	GRT GRASSERRACING TEAM(AUT)	Lamborghini Huracan GT3 E	4	1:19.976	1.130	0.229	164.0	9:31:01
25 9 A.Read(AUS)(J)/J.Eriksson(SWE)	Schubert Motorsport(DEU)	BMW M6 GT3	3	1:20.075	1.229	0.099	163.8	9:47:29
26 30 R.Ineichen(CHE)(T)/F.Vervisch(BEL)	TEAM WRT(BEL)	Audi R8 LMS GT3	6	1:20.091	1.245	0.016	163.8	9:51:14
27 18 J.Fittje(DEU)(J)/D.Jahn(DEU)	KÜS TEAM75 Bernhard(DEU)	Porsche 911 GT3 R	3	1:20.210	1.364	0.119	163.5	9:49:01
28 11 E.Erhart(DEU)(T)/P.Kaffer(DEU)	EFP Car Collection by TECE(DEU)	Audi R8 LMS GT3	4	1:20.232	1.386	0.022	163.5	9:31:08
29 8 C.Schreiner(DEU)(J)/D.Marschall(DEU)(J)	RUTRONIK-RACING(DEU)	Audi R8 LMS GT3	6	1:20.337	1.491	0.105	163.3	9:36:53
30 3 N.Rogivue(CHE)(J)/M.Hackländer(DEU)	Aust Motorsport(DEU)	Audi R8 LMS GT3	4	1:20.345	1.499	0.008	163.3	9:31:32
31 4 H.von Danwitz(DEU)(J)/R.Frey(CHE)	Aust Motorsport(DEU)	Audi R8 LMS GT3	3	1:20.819	1.973	0.474	162.3	9:46:56
32 72 C.Schöll(AUT)(J)/S.Morris(GBR)	T3-HRT-Motorsport(DEU)	Bentley Continental GT3	5	1:21.147	2.301	0.328	161.7	9:39:25

Following race director decision cancellation of the relevant lap time for car no. 36 and 26

Subject to final scrutineering!

Publication time:	Clerk of the Course: Marcel Putsche	Timekeeper: Daniel Schulze
-------------------	-------------------------------------	----------------------------



ADAC GT Masters

Sector List Qualifying 1

Provisional



Sachsenring, Length: 3645m

Air temperature: 17.95°C

Track temperature: 15.5°C

Weather condition: Dry

DMSB Reg. Nr.: R-11548/20

Saturday, October 3, 2020 9:25:00

Lap Id	Time	SE1	SP1	SE2	SP2	SE3	SP3	TSP	Lap Id	Time	SE1	SP1	SE2	SP2	SE3	SP3	TSP
3	Rogivue, CHE(#1) / Hackländer, DEU(#2)								theoretical besttime: 1:20.332								
1	2:15.512	1:29.564		22.089		23.859	165		6	2:128.152	41.720		20.563		25.869	171	216
2	1:26.328	45.587		18.943		21.798	171	194	7	1:37.941	41.673		27.184		29.084	173	215
3	1:29.688	42.797		18.278		28.613	170	214	8	1:25.724	41.778		18.834		25.112	171	215
4	1:20.345	41.637		17.638		21.070	171	214	9	2:126.868	41.960		17.865		27.043	47	216
5	1:20.524	41.690		17.777		21.057	171	215	10								

4	von Danwitz, DEU(#1) / Frey, CHE(#2)								theoretical besttime: 1:20.536								
1	19:10.975	18:25.300		21.833		23.842	168		5	1:121.063	41.949		17.942		21.172	171	215
2	1:23.923	43.813		18.656		21.454	170	212	6	1:20.956	41.802		17.805		21.349	163	216
3	1:20.819	42.082		17.686		21.051	170	215	7	1:21.518	42.533		17.749		21.236	169	213
4	1:23.607	41.799		18.088		23.720	169	215	8	1:24.769	42.285		17.811		24.673	57	215

7	Renauer, DEU(#1) / Asch, DEU(#2)								theoretical besttime: 1:19.535								
1	9:24.701	8:31.471		23.340		29.890	160		4	1:119.653	41.477		17.344		20.832	174	216
2	1:26.843	46.610		18.880		21.353	171	196	5	1:19.584	41.396		17.393		20.795	174	218
3	1:51.287	41.582		33.331		36.374	170	217	6	1:25.306	41.902		18.195		25.209	57	219

8	Schreiner, DEU(#1) / Marschall, DEU(#2)								theoretical besttime: 1:20.337								
1	4:52.417	4:00.582		24.511		27.324	150		5	1:20.751	41.834		17.936		20.981	170	216
2	1:34.348	49.461		21.187		23.700	166	178	6	1:20.337	41.602		17.809		20.926	170	216
3	1:23.249	43.057		18.794		21.398	169	214	7	1:20.835	41.869		17.813		21.153	168	217
4	1:21.000	41.965		18.011		21.024	169	216	8	1:28.949	43.953		19.128		25.868	59	216

9	Read, AUS(#1) / Eriksson, SWE(#2)								theoretical besttime: 1:19.898								
1	11:21.097	10:32.323		21.038		27.736	55		5	1:20.128	41.583		17.328		21.217	180	221
2	9:47.802	9:04.925		20.376		22.501	177		6	1:20.350	41.423		17.553		21.374	171	220
3	1:20.075	41.515		17.413		21.147	177	223	7	1:21.043	41.988		17.710		21.345	177	221
4	1:20.186	41.503		17.449		21.234	178	221	8	1:25.298	42.050		17.833		25.415	58	222

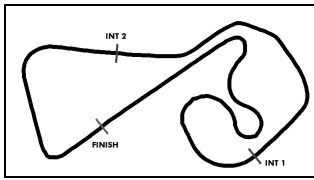
10	Skoog, SWE(#1) / Krohn, FIN(#2)								theoretical besttime: 1:19.356								
1	11:08.118	10:19.250		21.138		27.730	55		5	1:19.608	41.343		17.361		20.904	175	223
2	1:11:22.586	10:42.067		19.145		21.374	175		6	1:25.308	45.513		18.314		21.481	173	223
3	1:19.644	41.494		17.109		21.041	175	225	7	1:23.738	41.592		17.346		24.800	58	224
4	1:19.898	41.505		17.299		21.094	174	223									

11	Erhart, DEU(#1) / Kaffer, DEU(#2)								theoretical besttime: 1:20.232								
1	1:56.533	1:10.904		21.594		24.035	163		5	1:20.626	41.573		17.891		21.162	170	215
2	1:25.736	44.297		19.515		21.924	169	208	6	1:27.906	42.713		19.725		25.468	170	215
3	1:24.874	42.127		20.719		22.028	169	214	7	1:22.868	42.114		18.474		22.280	169	215
4	1:20.232	41.553		17.757		20.922	171	215	8	1:24.848	41.949		17.993		24.906	58	215

14	Johansson, SWE(#1) / Klingmann, DEU(#2)								theoretical besttime: 1:19.622								
1	3:02.825	2:01.720		29.924		31.181	121		5	1:19.648	41.461		17.456		20.731	174	222
2	1:54.792	57.022		26.399		31.371	52	137	6	1:19.879	41.491		17.430		20.958	170	221
3	12:26.097	11:39.863		21.480		24.754	168		7	1:24.793	41.552		17.538		25.703	59	220
4	1:25.873	43.859		19.582		22.432	174	201									

17	Bachler, AUT(#1) / De Silvestro, CHE(#2)								theoretical besttime: 1:19.209								
1	4:55.463	4:10.961		21.288		23.214	166		5	1:19.595	41.156		17.299		21.140	173	218
2	1:25.128	44.321		18.781		22.026	170	212	6	1:29.887	49.669		19.030		21.188	175	218
3	1:20.633	42.333		17.475		20.825	174	216	7	1:25.132	41.294		18.313		25.525	56	219
4	1:19.267	41.159		17.228		20.880	173	217									





ADAC GT Masters

Sector List Qualifying 1

Provisional



Sachsenring, Length: 3645m

Air temperature: 17.95°C

Track temperature: 15.5°C

Weather condition: Dry

DMSB Reg. Nr.: R-11548/20

Saturday, October 3, 2020 9:25:00

Lap Id	Time	SE1	SP1	SE2	SP2	SE3	SP3	TSP	Lap Id	Time	SE1	SP1	SE2	SP2	SE3	SP3	TSP
18	Fittje, DEU(#1) / Jahn, DEU(#2)								theoretical besttime: 1:20.005								
1	1	21:13.870	20:27.953	21.573	24.344	169			5	1	1:20.346	41.569	17.564	21.213	169	217	
2	1	1:26.378	45.438	18.556	22.384	175	163		6	1	1:23.043	43.149	18.356	21.538	175	214	
3	1	1:20.210	41.751	17.497	20.962	174	216		7	1	1:24.431	41.789	17.822	24.820	56	219	
4	1	1:20.281	41.706	17.474	21.101	174	217										

19	Lagrange, BEL(#1) / Schmid, AUT(#2)								theoretical besttime: 1:19.976							
1	1	1:49.689	1:01.673	23.304	24.712	154			6	1	1:25.484	43.328	20.145	22.011	171	217
2	1	1:29.537	47.973	19.568	21.996	171	198		7	1	1:21.102	41.576	18.126	21.400	173	216
3	1	1:21.786	42.025	18.468	21.293	170	216		8	1	1:20.723	41.787	17.758	21.178	174	217
4	1	1:19.976	41.384	17.628	20.964	173	216		9	1	1:29.660	42.578	22.019	25.063	47	218
5	1	1:20.967	41.531	17.684	21.752	174	217									

20	Wishofer, AUT(#1) / Boccolacci, FRA(#2)								theoretical besttime: 1:19.092							
1	1	17:13.345	16:19.079	26.822	27.444	155			6	1	1:19.485	41.153	17.503	20.829	171	219
2	1	1:42.627	53.024	24.601	25.002	158	190		7	1	1:27.228	43.521	20.661	23.046	171	217
3	1	1:26.369	46.353	18.783	21.233	174	195		8	1	1:19.964	41.615	17.228	21.121	171	216
4	1	1:19.252	41.165	17.110	20.977	171	216		9	1	1:31.392	46.149	19.846	25.397	57	217
5	1	1:21.018	41.322	17.274	22.422	177	216									

21	Eriksson, SWE(#1) / Keilwitz, DEU(#2)								theoretical besttime: 1:19.523							
1	1	17:19.454	16:24.769	27.325	27.360	149			7	1	1:20.158	41.480	17.572	21.106	170	214
2	1	1:38.799	50.934	22.934	24.931	156	187		8	1	1:19.841	41.359	17.498	20.984	170	216
3	1	1:25.652	45.450	18.481	21.721	171	188		9	1	1:26.424	43.682	19.260	23.482	173	216
4	1	1:21.112	42.279	17.762	21.071	173	216		10	1	1:24.085	41.627	19.626	22.832	171	216
5	1	1:19.747	41.309	17.568	20.870	171	216		11	1	1:29.768	41.755	18.450	29.563	39	216
6	1	1:19.876	41.190	17.463	21.223	163	216									

22	Stolz, DEU(#1) / Engel, DEU(#2)								theoretical besttime: 1:18.981							
1	1	15:03.292	14:20.817	19.993	22.482	169			6	1	1:19.090	41.181	17.146	20.763	173	218
2	1	1:22.549	43.226	17.985	21.338	171	213		7	1	1:21.324	41.797	17.798	21.729	174	217
3	1	1:21.224	42.499	17.793	20.932	177	216		8	1	1:20.821	41.709	17.689	21.423	175	218
4	1	1:22.984	41.354	17.787	23.843	174	218		9	1	1:26.589	41.777	17.850	26.962	45	219
5	1	1:19.071	41.209	17.208	20.654	174	218									

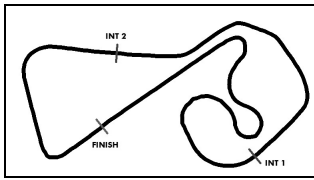
25	Walilko, POL(#1) / Ortmann, DEU(#2)								theoretical besttime: 1:19.547							
1	1	5:30.819	4:45.716	20.778	24.325	162			5	1	1:19.947	41.469	17.357	21.121	170	216
2	1	1:22.885	43.540	18.277	21.068	170	204		6	1	1:35.393	43.428	21.267	30.698	171	216
3	1	1:20.046	41.544	17.387	21.115	170	215		7	1	1:24.735	41.764	17.746	25.225	58	216
4	1	1:19.547	41.325	17.340	20.882	171	215									

26	Feller, CHE(#1) / Mücke, DEU(#2)								theoretical besttime: 1:19.454							
1	1	23:17.483	22:36.208	19.138	22.137	166			4	1	1:19.304	41.157	17.273	20.874	174	218
2	1	1:21.739	42.472	18.044	21.223	171	211		4	1	1:21.935	41.259	17.380	23.296	173	217
3	1	1:19.513	41.199	17.439	20.875	171	217		5	1	1:24.118	41.265	17.424	25.429	56	218

28	Hofer, AUT(#1) / Haase, DEU(#2)								theoretical besttime: 1:19.183							
1	1	2:04.412	1:19.414	22.143	22.855	169			5	1	1:19.552	41.156	17.346	21.050	171	216
2	1	1:27.712	42.825	19.811	25.076	173	211		6	1	1:27.931	42.839	20.268	24.824	174	216
3	1	1:20.181	41.432	17.734	21.015	175	216		7	1	1:24.437	41.352	17.786	25.299	58	216
4	1	1:19.183	41.057	17.341	20.785	173	216									

29	Schramm, DEU(#1) / Mies, DEU(#2)								theoretical besttime: 1:19.459							
1	1	3:59.552	3:15.273	21.469	22.810	165			5	1	1:19.499	41.242	17.355	20.902	173	216
2	1	1:23.723	43.810	18.534	21.379	170	209		6	1	1:21.912	41.422	18.691	21.799	171	216
3	1	1:19.766	41.345	17.473	20.948	164	215		7	1	1:23.318	41.492	17.507	24.319	58	216
4	1	1:19.828	41.599	17.367	20.862	170	213									





ADAC GT Masters

Sector List Qualifying 1

Provisional



Sachsenring, Length: 3645m

Air temperature: 17.95°C

Track temperature: 15.5°C

Weather condition: Dry

DMSB Reg. Nr.: R-11548/20

Saturday, October 3, 2020 9:25:00

Lap Id	Time	SE1	SP1	SE2	SP2	SE3	SP3	TSP	Lap Id	Time	SE1	SP1	SE2	SP2	SE3	SP3	TSP
30 Ineichen, CHE(#1) / Vervisch, BEL(#2)									theoretical besttime: 1:19.935								
1	1	2:41.928	1:40.828	27.169	33.931	38			6	1	1:20.091	41.559	17.482	21.050	171	216	
2	1	18:02.492	17:18.270	19.004	25.218	168			7	1	1:22.451	41.825	17.732	22.894	171	215	
3	1	1:28.692	42.513	21.347	24.832	170	213		8	1	1:24.801	43.157	18.529	23.115	173	215	
4	1	1:20.114	41.665	17.555	20.894	171	215		9	1	1:26.249	41.791	17.669	26.789	42	216	
5	1	1:20.320	41.637	17.581	21.102	171	215										

31 Niederhauser, CHE(#1) / van der Linde, ZAF(#2)									theoretical besttime: 1:18.950							
1	1	11:23.639	10:34.995	23.375	25.269	156			5	1	1:19.182	41.168	17.173	20.841	173	216
2	1	1:40.986	47.474	24.789	28.723	55	208		6	1	1:23.917	41.416	17.293	25.208	173	216
3	1	10:35.527	9:53.283	18.212	24.032	171			7	1	1:27.779	41.511	17.718	28.550	54	216
4	1	1:19.289	41.088	17.512	20.689	171	215									

32 Weerts, BEL(#1) / Vanthoor, BEL(#2)									theoretical besttime: 1:19.283							
1	1	20:59.123	20:12.385	21.017	25.721	169			5	1	1:19.658	41.430	17.334	20.894	170	214
2	1	1:26.144	42.335	22.818	20.991	171	212		6	1	1:19.660	41.308	17.396	20.956	170	215
3	1	1:19.414	41.262	17.343	20.809	170	215		7	1	1:29.779	43.916	20.119	25.744	57	215
4	1	1:19.392	41.140	17.338	20.914	168	214									

33 Salaquarda, CZE(#1) / Stippler, DEU(#2)									theoretical besttime: 1:19.471							
1	1	20:55.245	20:09.806	20.666	24.773	166			5	1	1:19.893	41.308	17.490	21.095	168	216
2	1	1:26.341	44.077	18.582	23.682	169	213		6	1	1:19.980	41.554	17.514	20.912	169	216
3	1	1:19.723	41.560	17.414	20.749	169	216		7	1	1:30.526	44.821	19.495	26.210	51	216
4	1	1:19.796	41.315	17.487	20.994	169	216									

36 Dienst, DEU(#1) / Frommenwiler, CHE(#2)									theoretical besttime: 1:18.846							
1	1	16:19.573	15:22.508	26.627	30.438	129			6	1	1:49.843	55.174	27.748	26.921	173	216
2	1	1:48.828	58.564	24.784	25.480	156	141		7	1	1:18.846	41.193	16.971	20.682	175	216
3	1	1:30.753	46.992	22.442	21.319	174	208		8	4	1:18.799	40.974	17.931	20.794	174	217
4	1	1:27.184	45.522	20.578	21.084	174	216		8	1	1:19.225	41.213	17.134	20.878	175	217
5	1	1:19.232	41.253	17.076	20.903	170	217		9	1	1:58.583	57.071	28.370	33.142	51	217

47 Dontje, NLD(#1) / Götz, DEU(#2)									theoretical besttime: 1:19.231							
1	1	21:35.839	20:50.598	21.531	23.710	166			5	1	1:20.443	41.863	17.507	21.073	174	217
2	1	1:23.892	43.713	18.439	21.740	174	211		6	1	1:19.982	41.410	17.532	21.040	174	217
3	1	1:19.574	41.288	17.463	20.823	175	215		7	1	1:23.714	41.688	17.643	24.383	57	216
4	1	1:19.364	41.074	17.334	20.956	174	216									

48 Ellis, GBR(#1) / Marciello, ITA(#2)									theoretical besttime: 1:18.921							
1	1	4:36.493	3:50.826	21.295	24.372	164			5	1	1:18.988	41.136	17.149	20.703	174	217
2	1	1:22.401	43.091	18.115	21.195	173	201		6	1	1:18.996	41.172	17.082	20.742	174	216
3	1	1:19.218	41.215	17.289	20.714	174	216		7	1	1:24.742	41.241	17.205	26.296	56	217
4	1	1:23.809	44.403	18.215	21.191	175	216									

63 Perera, FRA(#1) / Costa Balboa, ESP(#2)									theoretical besttime: 1:18.974							
1	1	19:06.586	18:23.904	20.104	22.578	166			5	1	1:22.637	41.061	18.142	23.434	174	219
2	1	1:25.317	43.400	20.445	21.472	173	213		6	1	1:20.721	41.047	17.519	22.155	175	219
3	1	1:19.596	41.309	17.543	20.744	174	218		7	1	1:28.811	41.385	19.264	28.162	55	219
4	1	1:19.155	41.223	17.183	20.749	175	219									

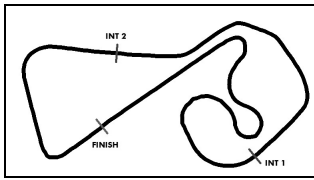
71 Langeveld, NLD(#1) / Paul, DEU(#2)									theoretical besttime: 1:19.469							
1	1	9:00.576	8:14.928	20.974	24.674	159			9	1	1:19.751	41.236	17.541	20.974	170	214
2	1	1:24.523	43.823	18.953	21.747	169	208		10	1	1:24.353	41.344	19.337	23.672	170	214
3	1	1:20.905	41.983	18.015	20.907	171	213		11	1	1:23.056	42.078	17.882	23.096	171	215
4	1	1:20.089	41.042	17.999	21.048	170	215		12	1	1:20.058	41.510	17.520	21.028	171	214
5	1	1:19.734	41.047	17.578	21.109	170	214		13	1	1:21.732	41.417	17.786	22.529	170	214
6	1	1:21.050	41.766	18.264	21.020	171	215		14	1	1:23.002	43.308	18.357	21.337	170	215
7	1	1:20.436	41.519	17.876	21.041	171	214		15	1	1:20.505	41.480	17.836	21.189	170	214

ver: 1.0

www.adac.de/motorsport

Page 3/ 4 printed: 3.10.2020 10:01





ADAC GT Masters

Sector List Qualifying 1

Provisional



Sachsenring, Length: 3645m

Air temperature: 17.95°C

Track temperature: 15.5°C

Weather condition: Dry

DMSB Reg. Nr.: R-11548/20

Saturday, October 3, 2020 9:25:00

Lap	Id	Time	SE1	SP1	SE2	SP2	SE3	SP3	TSP	Lap	Id	Time	SE1	SP1	SE2	SP2	SE3	SP3	TSP
8	1	1:19.833	41.111		17.600		21.122	171	214	16	1	1:24.439	41.626		17.713		25.100	58	214

72 Schöll, AUT(#1) / Morris, GBR(#2)

theoretical besttime: 1:20.855

1	1	8:52.347	8:07.155		20.975		24.217	165		6	1	1:23.049	43.330		18.205		21.514	173	217
2	1	1:28.409	44.609		18.856		24.944	168	208	7	1	1:22.307	41.857		18.078		22.372	171	219
3	1	1:21.786	42.452		17.738		21.596	169	216	8	1	1:22.655	42.215		18.450		21.990	171	217
4	1	1:21.227	42.071		17.801		21.355	170	216	9	1	1:24.946	42.199		17.891		24.856	58	216
5	1	1:21.147	42.149		17.658		21.340	171	217										

77 Pommer, DEU(#1) / Schmidt, CHE(#2)

theoretical besttime: 1:19.392

1	1	3:21.455	2:33.942		22.382		25.131	147		6	1	1:19.756	41.260		17.533		20.963	174	222
2	1	1:42.392	51.126		22.723		28.543	47	157	7	1	1:23.312	41.447		17.616		24.249	175	222
3	1	17:00.570	16:19.186		18.847		22.537	175		8	1	1:25.780	41.526		21.857		22.397	175	222
4	1	1:24.967	42.546		17.909		24.512	177	221	9	1	1:27.652	41.797		17.637		28.218	41	222
5	1	1:19.395	41.263		17.497		20.635	177	221										

82 Schothorst, NLD(#1) / Zimmermann, DEU(#2)

theoretical besttime: 1:19.154

1	1	19:48.844	19:01.122		23.182		24.540	163		5	1	1:19.155	41.167		17.153		20.835	173	215
2	1	1:30.840	48.174		19.625		23.041	166	169	6	1	1:19.437	41.232		17.247		20.958	173	216
3	1	1:26.339	43.449		17.828		25.062	174	210	7	1	1:37.638	49.859		21.234		26.545	54	189
4	1	1:19.283	41.166		17.220		20.897	173	216										

92 Ammermüller, DEU(#1) / Engelhart, DEU(#2)

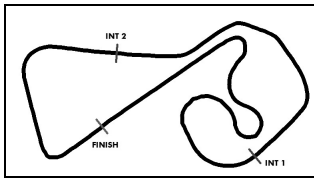
theoretical besttime: 1:18.849

1	1	5:15.563	4:34.491		19.075		21.997	168		4	1	1:18.872	40.796		17.343		20.733	174	217
2	1	1:24.263	42.619		18.318		23.326	174	213	5	1	1:19.415	40.919		17.567		20.929	174	219
3	1	1:19.272	41.123		17.439		20.710	173	217	6	1	1:27.068	41.074		19.198		26.796	57	217

99 Renauer, DEU(#1) / Müller, DEU(#2)

theoretical besttime: 1:18.953

1	1	7:29.280	6:45.793		19.804		23.683	168		4	1	1:18.953	40.983		17.329		20.641	175	219
2	1	1:23.301	43.535		18.329		21.437	173	213	5	1	1:22.007	41.832		18.717		21.458	174	219
3	1	1:19.717	41.488		17.498		20.731	174	217	6	1	1:26.652	41.446		18.506		26.700	53	219



ADAC GT Masters

Top speed list Qualifying 1

Provisional



Sachsenring, Length: 3645m

Air temperature: 17.95°C

Track temperature: 15.5°C

Weather condition: Dry

DMSB Reg. Nr.: R-11548/20

Saturday, October 3, 2020 9:25:00

#	Name (NAT)	Team	Car name	Speed	Lap	Race time
10	Henric Skoog (SWE)	Schubert Motorsport (DEU)	BMW M6 GT3	225.00	3	22:35.913
9	Aidan Read (AUS)	Schubert Motorsport (DEU)	BMW M6 GT3	223.60	3	21:14.115
14	Erik Johansson (SWE)	MRS GT-Racing (DEU)	BMW M6 GT3	222.68	5	18:54.833
77	Markus Pommer (DEU)	Callaway Competition (DEU)	Corvette C7 GT3-R	222.68	7	26:13.793
63	Franck Perera (FRA)	GRT GRASSER RACING TEAM (AUT)	Lamborghini Huracan GT3 EVO	219.95	4	21:56.787
99	Robert Renauer (DEU)	Precote Herberth Motorsport (DEU)	Porsche 911 GT3 R	219.51	5	11:36.539
17	Klaus Bachler (AUT)	KÜS TEAM75 Bernhard (DEU)	Porsche 911 GT3 R	219.51	7	11:55.267
92	Michael Ammermüller (DEU)	SSR Performance (DEU)	Porsche 911 GT3 R	219.06	5	9:23.271
7	Alfred Renauer (DEU)	Precote Herberth Motorsport (DEU)	Porsche 911 GT3 R	219.06	6	15:27.367
72	Constantin Schöll (AUT)	T3-HRT-Motorsport (DEU)	Bentley Continental GT3	219.06	7	15:53.311
20	Mick Wishofer (AUT)	Team Zakspeed BKK Mobil Oil Racing (DEU)	Mercedes-AMG GT3 EVO	219.06	6	23:07.925
22	Luca Stolz (DEU)	Toksport WRT (DEU)	Mercedes-AMG GT3 EVO	219.06	9	24:35.676
18	Jannes Fittje (DEU)	KÜS TEAM75 Bernhard (DEU)	Porsche 911 GT3 R	219.06	7	28:09.435
19	Niels Lagrange (BEL)	GRT GRASSER RACING TEAM (AUT)	Lamborghini Huracan GT3 EVO	218.18	9	11:34.592
26	Ricardo Feller (CHE)	BWT Mücke Motorsport (DEU)	Audi R8 LMS GT3	218.18	5	28:45.315
48	Philip Ellis (GBR)	KNAUS Team HTP-WINWARD (DEU)	Mercedes-AMG GT3 EVO	217.74	5	8:47.249
47	Indy Dontje (NLD)	MANN-FILTER Team HTP-WINWARD (DEU)	Mercedes-AMG GT3 EVO	217.74	5	25:44.002
36	Marvin Dienst (DEU)	DLV-Team Schuetz Motorsport (DEU)	Mercedes-AMG GT3	217.74	8	26:58.391
8	Carrie Schreiner (DEU)	RUTRONIK-RACING (DEU)	Audi R8 LMS GT3	217.30	7	11:57.470
29	Kim-Luis Schramm (DEU)	Montaplast by Land Motorsport (DEU)	Audi R8 LMS GT3	216.86	5	8:08.266
25	Igor Jakob Walilko (POL)	BWT Mücke Motorsport (DEU)	Audi R8 LMS GT3	216.86	5	9:38.667
21	Jimmy Eriksson (SWE)	Team Zakspeed BKK Mobil Oil Racing (DEU)	Mercedes-AMG GT3 EVO	216.86	5	21:50.375
82	Steijn Schothorst (NLD)	GRT GRASSER RACING TEAM (AUT)	Lamborghini Huracan GT3 EVO	216.86	4	22:51.371
33	Filip Salaquarda (CZE)	Team ISR (CZE)	Audi R8 LMS GT3	216.86	4	23:46.707
31	Patric Niederhauser (CHE)	RUTRONIK-RACING (DEU)	Audi R8 LMS GT3	216.86	7	27:47.907
28	Max Hofer (AUT)	Montaplast by Land Motorsport (DEU)	Audi R8 LMS GT3	216.43	5	6:16.871
3	Nikolaj Rogivue (CHE)	Aust Motorsport (DEU)	Audi R8 LMS GT3	216.00	6	7:57.795
4	Hendrik von Danwitz (DEU)	Aust Motorsport (DEU)	Audi R8 LMS GT3	216.00	6	24:45.772
30	Rolf Ineichen (CHE)	TEAM WRT (BEL)	Audi R8 LMS GT3	216.00	6	24:58.954
32	Charles Weerts (BEL)	TEAM WRT (BEL)	Audi R8 LMS GT3	215.56	3	22:30.669
11	Elia Erhart (DEU)	EFP Car Collection by TECE (DEU)	Audi R8 LMS GT3	215.13	4	4:52.559
71	Niels Langeveld (NLD)	T3-HRT-Motorsport (DEU)	Audi R8 LMS GT3	215.13	4	11:51.413