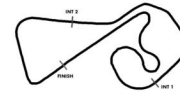


Free Practice 2 Sachsenring



Reg. Nr.: R-11548/20

Provisional

Result List

Stewards / Race Management

STEWARD	Achim Loth
STEWARD	Yasin Özer
STEWARD	Naik Hänsel
RACE DIRECTOR	Niels Wittich
CLERK OF THE COURSE	Marcel Putsche
TECHNICAL DELEGATE	Tim Zessack
CHIEF TIMEKEEPER	Daniel Schulze

Weather Start/Finish

AIR	20.6°C
TRACK	22.1°C
CONDITIONS	Dry
PRESSURE	965 hPa
AIR	20.6°C
TRACK	22.1°C
CONDITIONS	Dry
PRESSURE	965 hPa

Track Information

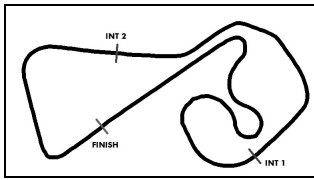
GREEN FLAG	17:40:00
CHEQUERED FLAG	18:40:01
SAFETY CAR PHASE	0
FULL COURSE YELLOW PHASE	0
TRACK NAME	Sachsenring
TRACK LENGTH	3645m
TURN COUNT	13
FASTEST LAP:	#48. MAR - 1:19.833

STARTED: 32 CLASSIFIED: 32 NOT CLASSIFIED: 0 DISQUALIFIED: 0

	Drivers	Team	Car	Lap	Best Time	Gap	Diff	Kph	Day Time
1	48 P.Ellis(GBR)/R.Marciello(ITA)	KNAUS TeamHTP-WINWARD(DEU)	Mercedes-AMGGT3EVO	10	1:19.833			164.3	17:57:38
2	17 K.Bachler(AUT)/S.De Silvestro(CHE)	KÜS TEAM75 Bernhard(DEU)	Porsche 911 GT3 R	10	1:20.015	0.182	0.182	163.9	17:59:04
3	36 M.Dienst(DEU)/J.P.Frommenwiler(CHE)	DLV-Team Schuetz Motorsport(DEU)	Mercedes-AMG GT3	5	1:20.024	0.191	0.009	163.9	17:59:08
4	22 L.Stolz(DEU)/M.Engel(DEU)	Toksport WRT(DEU)	Mercedes-AMGGT3EVO	4	1:20.120	0.287	0.096	163.7	17:46:24
5	82 S.Schothorst(NLD)/T.Zimmermann(DEU)(J)	GRT GRASSERRACING TEAM(AUT)	Lamborghini Huracan GT3E	9	1:20.167	0.334	0.047	163.6	17:59:47
6	18 J.Fittje(DEU)(J)/D.Jahn(DEU)	KÜS TEAM75 Bernhard(DEU)	Porsche 911 GT3 R	22	1:20.170	0.337	0.003	163.6	18:29:25
7	7 A.Renauer(DEU)/S.Asch(DEU)	Precote Herberth Motorsport(DEU)	Porsche 911 GT3 R	18	1:20.185	0.352	0.015	163.6	18:11:10
8	14 E.Johansson(SWE)(J)/J.Klingmann(DEU)	MRS GT-Racing(DEU)	BMW M6 GT3	5	1:20.274	0.441	0.089	163.4	18:05:24
9	47 I.Dontje(NLD)/M.Götz(DEU)	MANN-FILTER TeamHTP-WINWARD(L	Mercedes-AMGGT3EVO	25	1:20.319	0.486	0.045	163.3	18:30:36
10	20 M.Wishofer(AUT)(J)/D.Boccolacci(FRA)	Team Zakspeed BKK Mobil Oil Racing(D	Mercedes-AMGGT3EVO	26	1:20.321	0.488	0.002	163.3	18:24:05
11	31 P.Niederhauser(CHE)/K.van der Linde(ZAF)	RUTRONIK-RACING(DEU)	Audi R8 LMS GT3	29	1:20.373	0.540	0.052	163.2	18:37:57
12	21 J.Eriksson(SWE)/D.Keilwitz(DEU)	Team Zakspeed BKK Mobil Oil Racing(D	Mercedes-AMGGT3EVO	24	1:20.393	0.560	0.020	163.2	18:33:22
13	77 M.Pommer(DEU)/J.Schmidt(CHE)	Callaway Competition(DEU)	Corvette C7 GT3-R	12	1:20.460	0.627	0.067	163.0	18:04:13
14	28 M.Hofer(AUT)/C.Haase(DEU)	Montaplast by Land Motorsport(DEU)	Audi R8 LMS GT3	8	1:20.462	0.629	0.002	163.0	17:52:51
15	92 M.Ammermüller(DEU)/C.Engelhart(DEU)	SSR Performance(DEU)	Porsche 911 GT3 R	21	1:20.545	0.712	0.083	162.9	18:19:22
16	11 E.Erhart(DEU)(T)/P.Kaffer(DEU)	EFP Car Collection by TECE(DEU)	Audi R8 LMS GT3	13	1:20.567	0.734	0.022	162.8	18:00:57
17	30 R.Ineichen(CHE)(T)/F.Vervisch(BEL)	TEAM WRT(BEL)	Audi R8 LMS GT3	17	1:20.574	0.741	0.007	162.8	18:13:44
18	63 F.Perera(FRA)/A.Costa Balboa(ESP)	GRT GRASSERRACING TEAM(AUT)	Lamborghini Huracan GT3E	6	1:20.589	0.756	0.015	162.8	17:48:26
19	25 I.Walilko(POL)(J)/M.Ortmann(DEU)(J)	BWT Mücke Motorsport(DEU)	Audi R8 LMS GT3	20	1:20.667	0.834	0.078	162.6	18:15:46
20	71 N.Langeveld(NLD)/M.Paul(DEU)(J)	T3-HRT-Motorsport(DEU)	Audi R8 LMS GT3	19	1:20.833	1.000	0.166	162.3	18:18:07
21	72 C.Schöll(AUT)(J)/S.Morris(GBR)	T3-HRT-Motorsport(DEU)	Bentley Continental GT3	15	1:20.858	1.025	0.025	162.2	18:17:14
22	26 R.Feller(CHE)(J)/S.Mücke(DEU)	BWT Mücke Motorsport(DEU)	Audi R8 LMS GT3	9	1:20.872	1.039	0.014	162.2	18:00:07
23	8 C.Schreiner(DEU)(J)/D.Marschall(DEU)(J)	RUTRONIK-RACING(DEU)	Audi R8 LMS GT3	12	1:20.894	1.061	0.022	162.2	18:02:58
24	9 A.Read(AUS)(J)/J.Eriksson(SWE)	Schubert Motorsport(DEU)	BMW M6 GT3	8	1:20.961	1.128	0.067	162.0	17:56:27
25	10 H.Skoog(SWE)(J)/J.Krohn(FIN)	Schubert Motorsport(DEU)	BMW M6 GT3	9	1:20.974	1.141	0.013	162.0	18:02:00
26	29 K.Schramm(DEU)(J)/C.Mies(DEU)	Montaplast by Land Motorsport(DEU)	Audi R8 LMS GT3	25	1:21.001	1.168	0.027	161.9	18:28:00
27	33 F.Salaquarda(CZE)(T)/F.Stippler(DEU)	Team ISR(CZE)	Audi R8 LMS GT3	31	1:21.164	1.331	0.163	161.6	18:30:13
28	99 R.Renauer(DEU)/S.Müller(DEU)	Precote Herberth Motorsport(DEU)	Porsche 911 GT3 R	15	1:21.312	1.479	0.148	161.3	18:06:10
29	19 N.Lagrange(BEL)/C.Schmid(AUT)	GRT GRASSERRACING TEAM(AUT)	Lamborghini Huracan GT3E	4	1:21.319	1.486	0.007	161.3	17:46:59
30	32 C.Weerts(BEL)(J)/D.Vanthoor(BEL)	TEAM WRT(BEL)	Audi R8 LMS GT3	22	1:21.348	1.515	0.029	161.3	18:19:49
31	4 H.von Danwitz(DEU)(J)/R.Frey(CHE)	Aust Motorsport(DEU)	Audi R8 LMS GT3	13	1:22.131	2.298	0.783	159.7	18:03:06
32	3 M.Hackländer(DEU)/N.Rogivue(CHE)(J)	Aust Motorsport(DEU)	Audi R8 LMS GT3	5	1:22.626	2.793	0.495	158.8	17:48:14

Subject to final scrutineering!

Publication time:	Clerk of the Course: Marcel Putsche	Timekeeper: Daniel Schulze
-------------------	-------------------------------------	----------------------------



ADAC GT Masters

Sector List Free Practice 2



Provisional

Sachsenring, Length: 3645m

Air temperature: N/A°C

Track temperature: N/A°C

Weather condition: Dry

DMSB Reg. Nr.: R-11548/20

Friday, October 2, 2020 17:40:00

Lap Id	Time	SE1	SP1	SE2	SP2	SE3	SP3	TSP	Lap Id	Time	SE1	SP1	SE2	SP2	SE3	SP3	TSP
3 Hackländer, DEU(#1) / Rogivue, CHE(#2)									theoretical besttime: 1:22.605								
1	1	2:35.359	1:51.520	20.902		22.937	166		13	1	4:53.924	4:12.620	18.720		22.584	169	
2	1	1:28.941	46.329	19.397		23.215	169	177	14	1	1:24.766	43.160	18.721		22.885	170	212
3	1	1:23.293	43.028	18.446		21.819	170	213	15	1	1:23.390	43.157	18.521		21.712	170	213
4	1	1:23.343	43.082	18.568		21.693	169	214	16	2	1:23.485	43.038	18.532		21.915	170	213
5	1	1:22.626	42.814	18.280		21.532	169	213	17	2	1:26.446	42.984	18.510		24.952	58	213
6	1	1:24.213	43.392	18.475		22.346	169	215	18	2	6:12.866	5:32.354	18.614		21.898	169	
7	1	1:26.714	42.987	18.538		25.189	58	214	19	2	1:24.838	43.152	18.545		23.141	170	213
8	1	6:24.694	5:44.256	18.634		21.804	169		20	2	1:23.708	43.347	18.581		21.780	170	213
9	1	1:25.412	43.295	18.552		23.565	169	212	21	2	1:23.156	42.969	18.384		21.803	170	213
10	1	1:22.916	42.820	18.317		21.779	170	213	22	2	1:27.478	42.883	18.814		25.781	58	214
11	1	1:23.068	42.831	18.557		21.680	169	213	23	2	2:35.266	1:52.084	18.357		24.825	58	
12	1	1:26.461	42.793	18.427		25.241	58	214	24	2	2:37.868	1:53.398	18.718		25.752	58	

Lap Id	Time	SE1	SP1	SE2	SP2	SE3	SP3	TSP	Lap Id	Time	SE1	SP1	SE2	SP2	SE3	SP3	TSP
4 von Danwitz, DEU(#1) / Frey, CHE(#2)									theoretical besttime: 1:21.748								
1	2	2:31.226	1:46.548	21.161		23.517	164		17	2	1:23.061	42.702	18.605		21.754	169	211
2	2	1:25.431	44.278	19.134		22.019	169	210	18	2	1:22.936	42.823	18.431		21.682	169	213
3	2	1:24.014	42.719	18.484		22.811	169	213	19	2	1:23.277	43.077	18.565		21.635	170	213
4	2	1:23.046	42.713	18.399		21.934	169	214	20	2	1:22.907	43.013	18.240		21.654	169	214
5	2	1:23.590	43.105	18.616		21.869	169	214	21	0	1:22.924	42.641	18.189		22.094		213
6	2	1:23.215	42.964	18.487		21.764	169	213	22	2	1:28.172	47.836	18.647		21.689	169	191
7	2	1:29.003	43.379	19.472		26.152	58	214	23	2	1:22.659	42.746	18.339		21.574	169	213
8	1	5:11.298	4:26.322	22.039		22.937	164		24	2	1:26.586	42.891	18.280		25.415	58	214
9	1	1:24.636	44.379	18.734		21.523	169	209	25	2	2:41.684	1:59.953	19.669		22.062	165	
10	1	1:22.163	42.672	18.090		21.401	169	213	26	2	1:25.720	43.619	19.507		22.594	166	211
11	1	1:23.657	43.740	18.316		21.601	168	214	27	1	1:24.199	43.938	18.624		21.637	166	213
12	1	1:22.345	42.455	18.156		21.734	169	212	28	1	1:23.423	43.258	18.555		21.610	169	212
13	1	1:22.131	42.280	18.138		21.713	166	213	29	1	1:27.063	43.284	18.890		24.889	58	213
14	1	1:22.282	42.696	18.067		21.519	169	212	30	2	2:35.200	1:54.550	18.736		21.914	168	
15	1	1:26.839	43.124	18.495		25.220	58	213	31	2	1:27.185	42.800	18.376		26.009	56	213
16	2	11:34.113	10:52.944	18.993		22.176	168										

Lap Id	Time	SE1	SP1	SE2	SP2	SE3	SP3	TSP	Lap Id	Time	SE1	SP1	SE2	SP2	SE3	SP3	TSP
7 Renauer, DEU(#1) / Asch, DEU(#2)									theoretical besttime: 1:20.185								
1	1	2:22.388	1:29.272	25.908		27.208	159		15	2	1:25.670	42.863	18.209		24.598	58	218
2	1	1:35.147	49.777	20.840		24.530	169	177	16	1	3:44.950	3:03.121	19.625		22.204	171	
3	1	1:27.547	45.672	18.637		23.238	162	165	17	1	1:23.788	43.384	19.108		21.296	174	215
4	1	1:31.259	49.806	19.230		22.223	173	213	18	1	1:20.185	41.692	17.474		21.019	174	217
5	1	1:30.129	43.663	19.169		27.297	58	217	19	1	1:26.179	46.024	18.671		21.484	175	217
6	1	2:33.366	1:53.541	18.254		21.571	171		20	1	1:29.656	44.695	19.142		25.819	58	217
7	1	1:21.292	42.095	17.790		21.407	171	216	21	2	3:43.487	3:03.513			173		
8	1	1:23.628	42.307	18.802		22.519	163	218	22	2	1:24.609	42.193	18.380		24.036	174	216
9	1	1:22.208	42.786	17.965		21.457	174	214	23	2	1:23.986	42.119	17.977		23.890	174	218
10	1	1:26.020	42.609	18.220		25.191	58	219	24	2	1:21.311	41.845	17.879		21.587	174	218
11	2	2:33.992	1:54.498	18.215		21.279	173		25	2	1:20.704	41.784	17.759		21.161	174	218
12	2	1:22.237	42.389	18.350		21.498	171	218	26	2	1:22.879	42.082	18.282		22.515	173	218
13	2	1:21.882	42.269				173	217	27	2	1:20.863	41.849	17.874		21.140	174	217
14	2	1:23.909	42.556				171	217	28	2	1:26.964	42.290	18.437		26.237	58	218

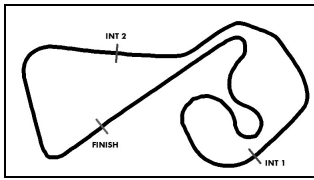
Lap Id	Time	SE1	SP1	SE2	SP2	SE3	SP3	TSP	Lap Id	Time	SE1	SP1	SE2	SP2	SE3	SP3	TSP
8 Schreiner, DEU(#1) / Marschall, DEU(#2)									theoretical besttime: 1:20.812								
1	1	4:17.045	3:27.460	23.604		25.981	162		17	2	1:21.348	42.308	17.667		21.373	170	215
2	1	1:39.298	51.617	23.662		24.019	165	211	18	2	1:21.296	42.295	17.769		21.232	170	214
3	1	1:28.017	45.057	19.321		23.639	165	213	19	2	1:20.963	42.089	17.736		21.138	170	215
4	1	1:25.650	43.485	19.305		22.860	168	214	20	2	1:24.385	42.232	17.853		24.300	59	215
5	1	1:24.215	43.450	19.025		21.740	166	216	21	1	2:35.421	1:54.357	19.051		22.013	168	
6	1	1:25.179	43.337	18.960		22.882	166	214	22	1	1:24.161	43.369	18.815		21.977	168	214
7	1	1:23.605	43.167	18.625		21.813	168	214	23	1	1:25.426	43.302	19.130		22.994	168	215
8	1	1:27.661	43.232	18.832		25.597	59	214	24	1	1:24.710	44.157	18.744		21.809	166	213
9	2	4:22.695	3:42.764	18.263		21.668	173		25	1	1:24.844	43.197	19.411		22.236	166	215
10	2	1:21.702	42.299	17.906		21.497	169	215	26	1	1:24.936	44.226	18.857		21.853	168	213
11	2	1:21.236	42.282	17.728		21.226	168	216	27	1	1:23.407	43.276	18.419		21.712	168	215
12	2	1:20.894	42.010	17.664		21.220	170	214	28	1	1:26.072	43.075	19.075		23.922	165	214
13	2	1:21.533	42.095	17.789		21.649	168	216	29	1	1:23.797	43.319	18.724		21.754	169	215
14	2	1:29.443	45.578	18.747		25.118	59	214	30	1	1:23.317	42.956	18.609		21.752	166	215

ver: 1.0

www.adac.de/motorsport

Page 1/ 8 printed: 2.10.2020 18:47





ADAC GT Masters

Sector List Free Practice 2



Provisional

DMSB Reg. Nr.: R-11548/20

Friday, October 2, 2020 17:40:00

Sachsenring, Length: 3645m

Air temperature: N/A°C

Track temperature: N/A°C

Weather condition: Dry

Lap	Id	Time	SE1	SP1	SE2	SP2	SE3	SP3	TSP	Lap	Id	Time	SE1	SP1	SE2	SP2	SE3	SP3	TSP
15	2	3:57.266	3:17.662		18.169		21.435	170		31	1	1:27.716	43.259		19.255		25.202	59	215
16	2	1:21.257	42.232		17.819		21.206	170	215	32	1	2:33.997	1:50.944		18.473		24.580	59	

9 Read, AUS(#1) / Eriksson, SWE(#2)

theoretical besttime: 1:20.872

1	2	1:52.252	1:08.185		20.907		23.160	168		17	1	4:23.414	3:39.032		18.869		25.513	173	
2	2	1:23.237	43.425		18.317		21.495	175	211	18	1	1:23.273	43.180		18.347		21.746	177	219
3	2	1:22.478	42.776		18.133		21.569	171	220	19	1	1:25.814	43.051		18.829		23.934	175	219
4	2	1:27.100	42.928		18.357		25.815	58	219	20	1	1:22.273	42.705		17.858		21.710	173	219
5	2	6:14.255	5:32.885		19.448		21.922	168		21	1	1:23.017	42.416		18.263		22.338	174	220
6	2	1:22.734	42.947		18.280		21.507	171	216	22	1	1:22.324	42.829		17.939		21.556	174	219
7	2	1:23.921	43.045		18.249		22.627	175	219	23	1	1:21.681	42.428		17.741		21.512	173	217
8	2	1:20.961	42.092		17.724		21.145	170	220	24	1	1:26.467	42.587		18.319		25.561	58	218
9	2	1:24.012	42.036		18.415		23.561	177	221	25	1	2:34.185	1:52.909		18.193		23.083	175	
10	2	1:26.083	42.038		18.528		25.517	59	222	26	1	1:22.263	42.807		17.964		21.492	173	220
11	2	5:09.134	4:29.406		18.060		21.668	171		27	2	1:24.939	42.637		18.049		24.253	59	220
12	2	1:21.649	42.266		17.691		21.692	173	219	28	2	2:35.257	1:53.666		19.801		21.790	173	
13	2	1:21.433	42.071		18.023		21.339	174	219	29	2	1:27.270	43.478		18.767		25.025	59	219
14	2	1:21.540	42.451		17.831		21.258	177	219	30	2	2:35.099	1:54.033		19.260		21.806	171	
15	2	1:21.100	42.158		17.742		21.200	174	221	31	2	1:28.818	45.548		18.434		24.836	59	145
16	2	1:26.492	42.249		18.607		25.636	59	220	32									

10 Skoog, SWE(#1) / Krohn, FIN(#2)

theoretical besttime: 1:20.811

1	1	1:51.300	1:07.657		21.032		22.611	169		17	1	1:24.199	42.008		18.939		23.252	173	219
2	1	1:25.212	42.859		17.906		24.447	58	216	18	1	1:21.380	42.333		17.648		21.399	170	221
3	2	2:39.972	1:52.463		21.426		26.083	59		19	1	1:27.651	43.945		18.940		24.766	56	219
4	2	3:50.406	3:08.375		19.797		22.234	174		20	2	2:32.222	1:51.509		18.789		21.924	174	
5	1	1:35.090	42.948		25.338		26.804	59	218	21	2	1:22.389	42.732		18.080		21.577	174	222
6	1	6:32.677	5:52.218		18.766		21.693	171		22	2	1:21.780	42.407		17.878		21.495	173	224
7	1	1:21.811	42.368		18.061		21.382	173	220	23	2	1:21.979	42.574		17.953		21.452	171	222
8	1	1:21.894	42.003		17.778		22.113	165	222	24	2	1:21.986	42.560		17.878		21.548	170	221
9	1	1:20.974	42.041		17.572		21.361	174	217	25	2	1:25.284	42.779		17.822		24.683	59	221
10	1	1:22.470	41.982		18.174		22.314	175	224	26	2	3:46.870	3:04.607		20.318		21.945	173	
11	1	1:22.046	42.206		17.948		21.892	171	223	27	2	1:22.280	42.761		17.912		21.607	173	220
12	1	1:28.060	43.599		19.017		25.444	59	221	28	2	1:21.939	42.324		17.926		21.689	171	221
13	1	4:21.022	3:41.258		18.126		21.638	166		29	2	1:21.706	42.253		17.808		21.645	171	222
14	1	1:21.618	42.392		17.665		21.561	166	219	30	2	1:24.784	42.410		17.823		24.551	58	222
15	1	1:22.047	42.621		18.147		21.279	175	220	31	2	2:34.772	1:52.409		17.925		24.438	59	
16	1	1:21.047	42.136		17.654		21.257	173	221										

11 Erhart, DEU(#1) / Kaffer, DEU(#2)

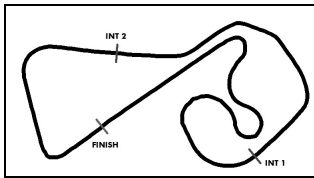
theoretical besttime: 1:20.366

1	2	1:45.808	1:01.912		20.910		22.986	164		12	2	1:20.634	41.728		17.800		21.106	170	214
2	2	1:26.848	43.678		19.879		23.291	169	213	13	2	1:20.567	41.718		17.789		21.060	170	216
3	2	1:24.671	43.633		19.113		21.925	168	214	14	2	1:26.503	41.668		18.539		26.296	58	216
4	2	1:22.455	42.359		18.305		21.791	169	214	15	1	2:55.021	2:13.665		19.347		22.009	169	
5	2	1:22.818	42.322		18.710		21.786	168	213	16	1	1:22.178	42.290		18.326		21.562	169	213
6	2	1:21.965	42.343		18.187		21.435	169	214	17	1	1:21.863	42.115		18.339		21.409	169	215
7	2	1:21.607	42.273		17.982		21.352	169	215	18	1	1:22.093	42.251		18.259		21.583	166	214
8	2	1:27.387	42.841		19.033		25.513	58	214	19	1	1:21.709	42.222		18.136		21.351	169	213
9	2	3:54.384	3:08.075		19.727		26.582	151		20	1	1:22.191	42.409		18.244		21.538	168	213
10	2	1:27.248	47.057		18.982		21.209	169	178	21	1	1:26.534	42.527		18.824		25.183	58	213
11	2	1:20.649	41.951		17.693		21.005	168	214	22	1	2:33.230	1:49.333		18.491		25.406	58	

14 Johansson, SWE(#1) / Klingmann, DEU(#2)

theoretical besttime: 1:20.092

1	2	15:17.866	14:31.251		21.437		25.178	170		6	2	1:24.247	41.662		19.277		23.308	174	221
2	2	1:33.067	46.152		18.762		28.153	58	174	7	2	1:20.691	42.001		17.562		21.128	174	221
3	2	5:51.347	5:11.238		18.114		21.995	173		8	2	1:22.250	41.849		17.522		22.879	174	221
4	2	1:20.829	41.963		17.641		21.225	171	219	9	2	1:20.794	41.849		17.672		21.273	173	221
5	2	1:20.274	41.844		17.455		20.975	175	219	10	2	1:25.858	42.942		18.212		24.704	59	221



ADAC GT Masters

Sector List Free Practice 2



Provisional

DMSB Reg. Nr.: R-11548/20

Friday, October 2, 2020 17:40:00

Sachsenring, Length: 3645m

Air temperature: N/A°C

Track temperature: N/A°C

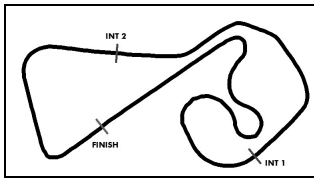
Weather condition: Dry

Lap Id	Time	SE1	SP1	SE2	SP2	SE3	SP3	TSP	Lap Id	Time	SE1	SP1	SE2	SP2	SE3	SP3	TSP
17 Bachler, AUT(#1) / De Silvestro, CHE(#2)									theoretical besttime: 1:19.925								
1	1	2:35.611	1:53.441	19.942	22.228	170			9	2	1:20.385	41.848	17.692		20.845	174	216
2	1	1:23.180	44.160	17.797	21.223	173	214		10	2	1:20.015	41.554	17.526		20.935	171	216
3	1	1:21.019	41.653			173	216		11	2	1:24.847	41.752	18.149		24.946	58	216
4	1	1:20.986	41.891	17.857	21.238	171	216		12	2	4:34.901	3:50.825	19.056		25.020	58	
5	1	1:24.735	42.166	18.356	24.213	174	216		13	1	2:36.931	1:51.679	17.658		27.594	58	
6	1	1:25.060	41.794	18.131	25.135	47	218		14	2	2:34.109	1:51.356	18.355		24.398	58	
7	2	5:28.598	4:43.800	20.577	24.221	169			15	1	2:34.310	1:51.306	18.450		24.554	58	
8	2	1:23.646	43.572	18.480	21.594	173	214										

Lap Id	Time	SE1	SP1	SE2	SP2	SE3	SP3	TSP	Lap Id	Time	SE1	SP1	SE2	SP2	SE3	SP3	TSP
18 Fittje, DEU(#1) / Jahn, DEU(#2)									theoretical besttime: 1:20.096								
1	1	2:38.628	1:55.929	19.938	22.761	170			13	2	1:22.751	42.948	18.148		21.655	168	212
2	1	1:27.934	44.031	18.723	25.180	57	214		14	2	1:22.732	42.577	18.420		21.735	170	214
3	2	2:32.178	1:49.491	18.221	24.466	58			15	2	1:22.294	42.600	18.126		21.568	170	216
4	1	2:32.940	1:50.094	18.079	24.767	57			16	2	1:22.256	42.590	18.060		21.606	170	216
5	1	5:48.333	5:05.273	19.460	23.600	169			17	2	1:25.222	42.434	18.254		24.534	58	215
6	1	1:24.116	43.475	18.332	22.309	173	213		18	2	2:33.348	1:50.493	18.335		24.520	57	
7	1	1:21.530	42.232	17.959	21.339	173	216		19	2	6:54.509	6:10.557	21.292		22.660	170	
8	1	1:25.131	42.373	18.328	24.430	173	216		20	2	1:23.251	43.588	18.439		21.224	173	207
9	1	1:21.407	42.217	17.814	21.376	169	216		21	2	1:20.359	41.707	17.539		21.113	171	216
10	1	1:21.727	42.252	17.931	21.544	171	214		22	2	1:20.170	41.558	17.613		20.999	173	216
11	1	1:25.324	42.721	17.844	24.759	58	215		23	2	1:25.762	41.627	20.242		23.893	171	217
12	2	5:38.500	4:56.090	18.032	24.378	169			24	2	1:25.389	41.657	17.690		26.042	57	216

Lap Id	Time	SE1	SP1	SE2	SP2	SE3	SP3	TSP	Lap Id	Time	SE1	SP1	SE2	SP2	SE3	SP3	TSP
19 Lagrange, BEL(#1) / Schmid, AUT(#2)									theoretical besttime: 1:20.941								
1	1	2:48.545	2:04.604	21.152	22.789	165			18	2	1:22.270	42.724	18.053		21.493	171	215
2	1	1:27.036	43.331	19.968	23.737	162	211		19	2	1:21.955	42.530	18.020		21.405	170	215
3	1	1:21.944	42.324	18.226	21.394	164	211		20	2	1:26.930	43.172	18.817		24.941	56	215
4	1	1:21.319	42.270	17.982	21.067	170	212		21	1	2:51.801	2:11.775	18.421		21.605	168	
5	1	1:36.719	42.013	29.884	24.822	146	216		22	1	1:22.831	42.701	18.378		21.752	170	214
6	1	1:23.586	43.552	18.490	21.544	168	203		23	1	1:23.175	43.171	18.558		21.446	170	215
7	1	1:22.565	42.577	18.523	21.465	169	214		24	1	1:22.475	42.771	18.294		21.410	171	215
8	1	1:26.347	42.616	18.771	24.960	55	215		25	1	1:22.738	42.806	18.432		21.500	169	215
9	2	2:40.399	1:55.639	18.952	25.808	57			26	1	1:22.853	43.029	18.379		21.445	169	215
10	2	2:31.879	1:51.614	18.555	21.710	169			27	1	1:22.328	42.730	18.195		21.403	168	215
11	2	1:22.067	42.371	18.157	21.539	168	215		28	1	1:22.496	42.791	18.332		21.373	169	213
12	2	1:21.911	42.390	18.067	21.454	170	215		29	1	1:26.407	42.782	18.596		25.029	55	215
13	2	1:23.898	42.454	19.154	22.290	169	215		30	2	2:38.488	1:54.477	19.040		24.971	55	
14	2	1:26.114	42.946	18.445	24.723	55	214		31	2	4:46.279	4:00.353	20.811		25.115	169	
15	2	4:19.784	3:39.529	18.372	21.883	170			32	2	1:28.952	45.457	19.980		23.515	169	213
16	2	1:21.480	42.327	17.861	21.292	171	214		33	2	1:27.010	44.701	19.843		22.466	171	210
17	2	1:21.501	42.243	18.019	21.239	170	215		34	2	1:32.901	45.390	20.311		27.200	54	215

Lap Id	Time	SE1	SP1	SE2	SP2	SE3	SP3	TSP	Lap Id	Time	SE1	SP1	SE2	SP2	SE3	SP3	TSP
20 Wishofer, AUT(#1) / Boccolacci, FRA(#2)									theoretical besttime: 1:19.988								
1	2	1:43.923	59.604	20.764	23.555	168			17	2	1:21.823	42.398	17.862		21.563	171	215
2	2	1:25.273	44.855	18.716	21.702	170	203		18	2	1:24.833	42.402	17.810		24.621	60	215
3	2	1:23.890	42.624	19.475	21.791	170	214		19	2	3:58.966	3:12.281	22.582		24.103	166	
4	2	1:21.791	42.134	18.001	21.656	170	213		20	2	1:27.395	45.756	19.141		22.498	164	204
5	2	1:21.806	42.216	18.191	21.399	170	215		21	2	1:25.506	44.991	18.630		21.885	171	210
6	2	1:22.272	42.447	18.334	21.491	169	215		22	2	1:29.360	43.344	22.061		23.955	170	215
7	2	1:21.756	42.374	17.973	21.409	168	215		23	2	1:24.015	42.120	17.672		24.223	174	214
8	2	1:22.366	42.361	18.566	21.439	169	215		24	2	1:20.326	41.664	17.441		21.221	173	216
9	2	1:26.505	42.316	18.869	25.320	59	215		25	2	1:26.726	42.583	20.986		23.157	173	216
10	1	2:39.491	1:54.358	18.996	26.137	58			26	2	1:20.321	41.512	17.774		21.035	173	215
11	2	2:36.608	1:53.433	18.502	24.673	60			27	2	1:25.532	41.917	18.107		25.508	60	216
12	1	2:36.267	1:51.727	18.450	26.090	59			28	1	4:14.318	3:35.072	17.856		21.390	170	
13	2	2:36.840	1:53.097	18.371	25.372	169			29	1	1:21.093	42.220	17.722		21.151	171	214
14	2	1:21.850	42.490	17.951	21.409	170	214		30	1	1:20.541	41.872	17.507		21.162	173	215
15	2	1:21.566	42.373	17.828	21.365	170	214		31	1	1:20.921	41.997	17.701		21.223	171	216
16	2	1:23.249	43.324	18.457	21.468	170	215		32	1	1:29.472	42.622	20.747		26.103	60	215



ADAC GT Masters

Sector List Free Practice 2



Provisional

DMSB Reg. Nr.: R-11548/20

Friday, October 2, 2020 17:40:00

Sachsenring, Length: 3645m

Air temperature: N/A°C

Track temperature: N/A°C

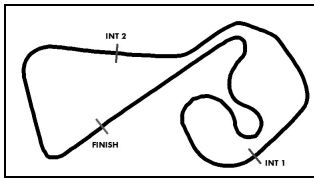
Weather condition: Dry

Lap Id	Time	SE1	SP1	SE2	SP2	SE3	SP3	TSP	Lap Id	Time	SE1	SP1	SE2	SP2	SE3	SP3	TSP
21	Eriksson, SWE(#1) / Keilwitz, DEU(#2)								theoretical besttime: 1:20.123								
1	2	1:41.151	58.958	19.744	22.449	166			16	1	2:34.914	1:50.462					60
2	2	1:22.504	42.692	18.223	21.589	170	211		17	1	2:36.406	1:52.872	18.597		24.937	59	
3	2	1:21.316	42.021	17.804	21.491	171	214		18	1	16:59.073	16:09.195	25.196		24.682	154	
4	2	1:24.486	43.817	19.100	21.569	173	215		19	1	1:30.847	48.498	19.500		22.849	162	162
5	2	1:21.232	42.240	17.749	21.243	165	215		20	1	1:27.404	45.987	18.601		22.816	158	180
6	2	1:21.217	42.108	17.856	21.253	171	213		21	1	1:25.023	44.514	18.158		22.351	171	184
7	2	1:21.153	42.060	17.782	21.311	171	216		22	1	1:20.632	41.891	17.709		21.032	170	215
8	2	1:26.054	42.205	18.710	25.139	56	216		23	1	1:20.987	41.689	17.955		21.343	170	215
9	1	3:06.366	2:24.311	18.872	23.183	163			24	1	1:20.393	41.566	17.772		21.055	169	215
10	1	1:22.593	42.651	18.293	21.649	168	213		25	1	1:24.845	44.894	18.246		21.705	170	214
11	1	1:23.937	42.247	18.018	23.672	170	214		26	1	1:20.801	41.907	17.605		21.289	170	215
12	1	1:21.596	42.362	17.967	21.267	169	216		27	1	1:20.653	41.826	17.525		21.302	169	214
13	1	1:21.645	42.122	17.821	21.702	155	215		28	1	1:20.845	41.790	17.710		21.345	169	215
14	1	1:21.983	42.482	17.942	21.559	166	210		29	1	1:20.864	41.829	17.695		21.340	168	215
15	1	1:28.250	44.119	18.438	25.693	57	214										

22	Stolz, DEU(#1) / Engel, DEU(#2)								theoretical besttime: 1:20.058								
1	1	2:20.353	1:38.438	18.740	23.175	169			12	2	1:20.750	42.098	17.482		21.170	170	216
2	1	1:22.004	42.027	17.954	22.023	170	214		13	2	1:24.353	42.127	17.816		24.410	58	216
3	1	1:20.744	41.971	17.710	21.063	171	215		14	1	2:34.953	1:51.789	17.970		25.194	50	
4	1	1:20.120	41.606	17.530	20.984	173	216		15	2	2:33.220	1:50.731	18.090		24.399	58	
5	1	1:20.188	41.592	17.567	21.029	173	216		16	1	2:33.505	1:50.715	17.859		24.931	50	
6	1	1:25.688	42.265	18.141	25.282	52	216		17	2	2:33.962	1:50.924	18.005		25.033	53	
7	2	4:59.082	4:17.926	18.075	23.081	170			18	1	6:43.272	6:03.039	18.228		22.005	170	
8	2	1:21.026	42.024	17.645	21.357	171	215		19	1	1:21.870	42.479	17.937		21.454	173	215
9	2	1:20.884	42.114	17.710	21.060	171	216		20	1	1:21.151	42.138	17.766		21.247	171	216
10	2	1:20.744	41.895	17.644	21.205	170	216		21	1	1:21.954	42.044	17.704		22.206	173	216
11	2	1:22.276	42.923	17.765	21.588	173	217		22	1	1:33.993	44.399	19.456		30.138	46	217

25	Walilko, POL(#1) / Ortmann, DEU(#2)								theoretical besttime: 1:20.577								
1	1	1:49.300	1:06.232	20.595	22.473	169			15	2	1:21.492	42.259	17.763		21.470	170	214
2	1	1:22.597	42.837	18.158	21.602	170	213		16	2	1:22.019	41.907	18.312		21.800	165	214
3	1	1:22.821	42.599	18.559	21.663	169	214		17	2	1:20.910	42.163	17.602		21.145	170	212
4	1	1:21.986	42.377	18.006	21.603	168	214		18	2	1:21.009	42.000	17.827		21.182	171	214
5	1	1:26.304	43.155	18.365	24.784	58	214		19	2	1:24.696	42.557	18.137		24.002	171	215
6	2	3:00.903	2:20.954	18.236	21.713	168			20	2	1:20.667	41.830	17.635		21.202	171	214
7	2	1:23.253	43.110	18.227	21.916	170	214		21	2	1:24.975	42.038	18.431		24.506	58	216
8	2	1:22.603	42.853	18.126	21.624	168	215		22	1	5:45.117	5:04.623	18.829		21.665	165	
9	2	1:22.663	42.876	18.159	21.628	166	214		23	1	1:24.626	44.005	19.147		21.474	170	210
10	2	1:22.055	42.643	17.944	21.468	169	214		24	1	1:21.242	42.315	17.742		21.185	170	214
11	2	1:26.207	42.978	18.219	25.010	59	215		25	1	1:21.078	41.982	17.721		21.375	169	215
12	1	2:34.285	1:51.160	18.307	24.818	58			26	1	1:24.122	42.996	19.343		21.783	170	215
13	2	5:56.312	5:06.018	24.103	26.191	165			27	1	1:21.363	42.343	17.816		21.204	165	214
14	2	1:43.611	53.575	22.977	27.059	168	183		28	1	1:24.978	42.354	17.968		24.656	59	213

26	Feller, CHE(#1) / Mücke, DEU(#2)								theoretical besttime: 1:20.842								
1	2	1:57.814	1:10.392	20.446	26.976	58			12	2	8:48.422	8:07.898	18.952		21.572	168	
2	2	2:40.838	1:55.849	19.096	25.893	58			13	2	1:21.590	42.287	17.867		21.436	165	213
3	2	2:36.281	1:54.529	18.986	22.766	166			14	2	1:26.241	42.809	18.143		25.289	58	213
4	2	1:22.497	42.646	18.327	21.524	166	214		15	2	6:27.558	5:47.743	18.271		21.544	169	
5	2	1:23.275	43.046	18.383	21.846	164	215		16	2	1:21.646	42.237	17.999		21.410	165	214
6	2	1:28.426	43.757	18.819	25.850	58	213		17	2	1:21.586	42.314	17.885		21.387	170	214
7	2	5:54.598	5:12.162	19.807	22.629	162			18	2	1:27.081	43.697	18.288		25.096	58	216
8	2	1:22.017	42.722	18.038	21.257	170	212		19	2	5:21.330	4:40.365	18.815		22.150	169	
9	2	1:20.872	41.883	17.702	21.287	168	215		20	2	1:21.984	42.285	18.126		21.573	164	216
10	2	1:21.100	42.010	17.760	21.330	165	215		21	2	1:28.417	43.006	18.951		26.460	58	214
11	2	1:26.524	42.914	18.498	25.112	58	213										



ADAC GT Masters

Sector List Free Practice 2



Provisional

DMSB Reg. Nr.: R-11548/20

Friday, October 2, 2020 17:40:00

Sachsenring, Length: 3645m

Air temperature: N/A°C

Track temperature: N/A°C

Weather condition: Dry

Lap Id	Time	SE1	SP1	SE2	SP2	SE3	SP3	TSP	Lap Id	Time	SE1	SP1	SE2	SP2	SE3	SP3	TSP
28 Hofer, AUT(#1) / Haase, DEU(#2)									theoretical besttime: 1:20.187								
1	2	2:02.519	1:17.380	19.625	25.514	59			17	1	1:22.037	42.594	17.991	21.452	169	213	
2	2	2:43.465	1:55.256	18.321	29.888	170			18	1	1:21.736	42.185	17.820	21.731	168	214	
3	2	1:20.835	41.907	17.749	21.179	168	211		19	1	1:21.449	42.222	17.776	21.451	170	214	
4	2	1:20.652	41.832	17.719	21.101	170	213		20	1	1:21.595	42.283	17.883	21.429	171	214	
5	2	1:21.886	41.603	18.209	22.074	169	213		21	1	1:25.185	42.254	17.919	25.012	59	213	
6	2	1:20.647	41.736	17.736	21.175	170	215		22	1	6:26.838	5:44.264	19.220	23.354	168		
7	2	1:20.508	41.686	17.680	21.142	170	214		23	1	1:23.607	43.240	18.346	22.021	168	214	
8	2	1:20.462	41.798	17.483	21.181	169	214		24	1	1:24.745	42.810	18.165	23.770	168	209	
9	2	1:24.401	41.873	17.996	24.532	59	213		25	1	1:22.264	42.590	18.202	21.472	170	213	
10	2	2:19.953	1:40.679	17.886	21.388	170			26	1	1:21.662	42.240	18.094	21.328	170	214	
11	2	1:20.952	42.034	17.655	21.263	171	213		27	1	1:21.723	42.385	17.973	21.365	169	213	
12	2	1:24.572	42.046	17.790	24.736	171	214		28	1	1:21.457	42.178	17.912	21.367	170	212	
13	2	1:20.810	41.963	17.614	21.233	170	215		29	1	1:21.047	42.024	17.771	21.252	170	214	
14	2	1:20.988	42.034	17.656	21.298	169	214		30	1	1:21.199	42.153	17.824	21.222	173	214	
15	2	1:24.377	42.091	17.817	24.469	59	215		31	1	1:32.689	45.331	19.204	28.154	44	209	
16	1	2:32.030	1:51.698	18.223	22.109	168											

Lap Id	Time	SE1	SP1	SE2	SP2	SE3	SP3	TSP	Lap Id	Time	SE1	SP1	SE2	SP2	SE3	SP3	TSP
29 Schramm, DEU(#1) / Mies, DEU(#2)									theoretical besttime: 1:20.621								
1	2	1:57.355	1:16.207	19.188	21.960	169			14	1	2:33.435	1:51.735	18.746	22.954	166		
2	2	1:21.419	42.424	17.856	21.139	170	213		15	1	1:23.160	43.179	18.382	21.599	168	213	
3	2	1:21.195	41.955	17.817	21.423	170	214		16	1	1:24.849	44.345	18.533	21.971	170	210	
4	2	1:21.008	41.889	17.817	21.302	170	216		17	1	1:24.450	43.626	18.879	21.945	165	213	
5	2	1:25.437	42.155	18.063	25.219	59	215		18	1	1:22.209	42.754	18.108	21.347	169	212	
6	2	5:48.913	5:04.060	18.730	26.123	171			19	1	1:25.880	43.034	18.188	24.658	59	214	
7	2	1:24.547	42.333	17.880	24.334	59	213		20	2	2:33.068	1:50.278	18.340	24.450	59		
8	2	4:03.471	3:24.070	18.039	21.362	171			21	1	3:05.718	2:24.638	19.484	21.596	169		
9	2	1:21.714	42.231	18.049	21.434	170	215		22	1	1:21.434	42.488	17.830	21.116	170	212	
10	2	1:24.731	42.327	18.162	24.242	59	215		23	1	1:24.100	43.428	19.297	21.375	170	216	
11	2	3:03.125	2:23.520	18.037	21.568	169			24	1	1:21.264	42.260	17.805	21.199	170	214	
12	2	1:21.668	42.240	18.005	21.423	170	214		25	1	1:21.001	42.269	17.650	21.082	171	215	
13	2	1:24.768	42.504	17.949	24.315	59	214		26	1	1:25.261	42.604	18.314	24.343	59	214	

Lap Id	Time	SE1	SP1	SE2	SP2	SE3	SP3	TSP	Lap Id	Time	SE1	SP1	SE2	SP2	SE3	SP3	TSP
30 Ineichen, CHE(#1) / Vervisch, BEL(#2)									theoretical besttime: 1:20.567								
1	2	2:10.334	1:23.799	21.959	24.576	153			15	2	1:21.319	42.089	17.844	21.386	171	214	
2	2	1:30.330	46.893	19.974	23.463	157	194		16	2	1:20.943	42.004	17.749	21.190	169	213	
3	2	1:29.183	47.485	18.663	23.035	166	187		17	2	1:20.574	41.869	17.627	21.078	171	213	
4	2	1:25.349	42.245	17.928	25.176	58	213		18	2	1:21.062	41.862	17.837	21.363	171	214	
5	2	2:30.009	1:47.605	17.981	24.423	59			19	2	1:23.900	41.899	17.747	24.254	58	214	
6	2	2:41.081	1:55.941	18.383	26.757	55			20	1	2:32.335	1:52.001	18.509	21.825	169		
7	2	4:57.775	4:07.949	24.025	25.801	140			21	1	1:22.333	42.552	18.264	21.517	170	213	
8	2	1:33.458	46.546	21.548	25.364	159	140		22	1	1:21.814	42.203	18.048	21.563	170	214	
9	2	1:26.420	43.906	19.420	23.094	170	209		23	1	1:21.687	42.292	17.940	21.455	168	214	
10	2	1:26.233	42.529	17.916	25.788	59	213		24	1	1:21.569	42.247	17.925	21.397	169	213	
11	2	2:33.538	1:50.350	17.950	25.238	58			25	1	1:21.720	42.531	17.921	21.268	170	213	
12	2	3:00.395	2:18.484	19.293	22.618	169			26	1	1:21.200	42.042	17.914	21.244	170	214	
13	2	1:25.607	43.655	18.208	23.744	169	211		27	1	1:24.827	42.028	17.980	24.819	60	215	
14	2	1:30.836	49.630	18.166	23.040	171	169										

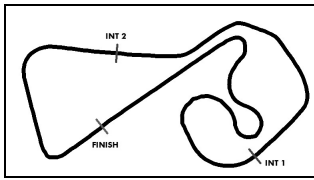
Lap Id	Time	SE1	SP1	SE2	SP2	SE3	SP3	TSP	Lap Id	Time	SE1	SP1	SE2	SP2	SE3	SP3	TSP
31 Niederhauser, CHE(#1) / van der Linde, ZAF(#2)									theoretical besttime: 1:20.373								
1	2	2:19.362	1:37.192	18.925	23.245	168			17	1	1:25.047	42.343	17.840	24.864	59	214	
2	2	1:23.260	42.412	18.352	22.496	169	213		18	1	3:23.253	2:40.674	20.431	22.148	169		
3	2	1:21.930	42.621	17.990	21.319	168	213		19	1	1:24.276	42.708	18.161	23.407	170	213	
4	2	1:21.427	42.107	17.941	21.379	168	214		20	1	1:21.112	42.055	17.876	21.181	170	214	
5	2	1:25.962	42.332	18.280	25.350	59	213		21	1	1:21.151	42.157	17.841	21.153	170	214	
6	2	12:59.186	12:16.474	18.028	24.684	170			22	1	1:20.959	42.082	17.631	21.246	164	214	
7	2	1:21.577	42.333	17.878	21.366	169	213		23	1	1:24.052	42.318	17.599	24.135	166	211	
8	2	1:21.259	42.183	17.677	21.399	169	213		24	1	1:21.231	42.190	17.839	21.202	171	213	
9	2	1:23.180	43.728	17.940	21.512	170	213		25	1	1:20.975	42.159	17.752	21.064	169	214	
10	2	1:21.064	42.167	17.638	21.259	169	214		26	1	1:24.593	42.232	17.779	24.582	59	214	
11	2	1:21.069	41.958	17.640	21.471	169	213		27	1	2:34.678	1:52.042	18.061	24.575	59		
12	2	1:20.892	42.029	17.593	21.270	170	213		28	1	2:31.153	1:52.281	17.811	21.061	171		
13	2	1:27.551	43.401	18.902	25.248	59	214		29	1	1:20.373	41.795	17.561	21.017	170	215	

ver: 1.0

www.adac.de/motorsport

Page 5/ 8 printed: 2.10.2020 18:47





ADAC GT Masters

Sector List Free Practice 2



Provisional

DMSB Reg. Nr.: R-11548/20

Friday, October 2, 2020 17:40:00

Sachsenring, Length: 3645m

Air temperature: N/A°C

Track temperature: N/A°C

Weather condition: Dry

Lap	Id	Time	SE1	SP1	SE2	SP2	SE3	SP3	TSP	Lap	Id	Time	SE1	SP1	SE2	SP2	SE3	SP3	TSP
14	1	2:32.241	1:52.822		18.083		21.336	171		30	1	1:21.117	42.047		17.830		21.240	171	215
15	1	1:22.093	42.686		17.862		21.545	170	213	31	1	1:25.778	42.204		17.771		25.803	59	215
16	1	1:21.900	42.364		17.939		21.597	169	214										

32 Weerts, BEL(#1) / Vanthoor, BEL(#2)

theoretical besttime: 1:21.285

1	1	2:06.770	1:24.054		19.951		22.765	165		17	2	1:21.903	42.624		17.935		21.344	169	213
2	1	1:25.534	44.641		18.911		21.982	169	206	18	2	1:25.219	42.605		17.724		24.890	59	214
3	1	1:24.182	43.691		18.594		21.897	168	203	19	2	3:47.226	3:06.623		18.781		21.822	168	
4	1	1:28.248	44.744		18.549		24.955	58	198	20	2	1:22.014	42.656		17.890		21.468	169	213
5	1	2:30.415	1:50.513		18.328		21.574	168		21	2	1:24.880	42.380		18.021		24.479	168	213
6	1	1:22.269	42.774		18.078		21.417	169	213	22	2	1:21.348	42.364		17.684		21.300	169	213
7	1	1:27.555	43.028		18.911		25.616	166	213	23	2	1:41.926	49.624		27.010		25.292	168	213
8	1	1:21.682	42.432		17.950		21.300	170	213	24	2	1:25.583	42.515		17.849		25.219	59	213
9	1	1:31.451	43.619		19.422		28.410	59	213	25	2	2:42.085	1:52.690		23.198		26.197	169	
10	1	4:59.913	4:18.570		18.382		22.961	168		26	2	1:23.051	43.101		18.239		21.711	168	213
11	1	1:23.195	43.264		18.098		21.833	168	212	27	1	1:22.821	43.130		18.209		21.482	168	213
12	1	1:23.499	42.684		19.117		21.698	166	213	28	1	1:22.045	42.464		18.072		21.509	166	212
13	1	1:21.912	42.411		17.913		21.588	170	213	29	1	1:21.571	42.338		17.888		21.345	168	213
14	1	1:22.200	42.604		18.210		21.386	169	213	30	1	1:21.880	42.394		17.962		21.524	169	213
15	1	1:26.512	43.341		17.947		25.224	59	213	31	1	1:21.761	42.301		17.944		21.516	168	213
16	2	2:30.267	1:50.513		18.294		21.460	168		32	1	1:28.285	43.515		18.452		26.318	32	212

33 Salaquarda, CZE(#1) / Stippler, DEU(#2)

theoretical besttime: 1:21.147

1	1	2:02.517	1:17.163		20.651		24.703	164		19	1	1:22.391	42.739		17.973		21.679	166	214
2	1	1:22.342	42.945		18.068		21.329	166	213	20	1	1:22.242	42.672		18.033		21.537	168	215
3	1	1:21.950	42.307		18.192		21.451	169	214	21	1	1:26.027	42.942		18.181		24.904	58	215
4	1	1:21.928	42.569		17.961		21.398	168	216	22	2	2:32.343	1:51.947		18.443		21.953	168	
5	1	1:21.620	42.198		17.978		21.444	168	215	23	2	1:23.033	43.101		18.230		21.702	168	214
6	1	1:21.731	42.360		17.886		21.485	168	215	24	2	1:22.709	42.877		18.177		21.655	169	213
7	1	1:23.797	43.614		18.192		21.991	165	215	25	2	1:22.181	42.556		18.042		21.583	170	215
8	1	1:22.776	42.943		18.127		21.706	163	214	26	2	1:22.152	42.361		18.213		21.578	168	215
9	1	1:22.497	42.835		18.061		21.601	166	213	27	2	1:26.861	42.927		18.335		25.599	58	215
10	1	1:23.125	43.073		18.298		21.754	166	213	28	2	2:34.363	1:50.768		18.237		25.358	58	
11	1	1:21.698	42.385		17.881		21.432	166	214	29	1	5:47.026	5:04.832		19.980		22.214	166	
12	1	1:22.045	42.495		17.848		21.702	165	214	30	1	1:21.508	42.427		17.855		21.226	166	213
13	1	1:21.856	42.441		17.982		21.433	166	215	31	1	1:21.164	42.183		17.738		21.243	168	215
14	1	1:22.416	42.619		18.121		21.676	166	215	32	1	1:21.666	42.449		17.871		21.346	168	214
15	1	1:22.448	42.633		17.929		21.886	166	215	33	1	1:21.521	42.276		17.830		21.415	168	215
16	1	1:28.315	43.038		20.975		24.302	169	214	34	1	1:23.610	42.272		18.764		22.574	166	215
17	1	1:22.596	42.862		18.108		21.626	168	214	35	1	1:29.528	42.472		18.207		28.849	52	214
18	1	1:22.812	42.968		18.175		21.669	168	214										

36 Dienst, DEU(#1) / Frommenwiler, CHE(#2)

theoretical besttime: 1:20.024

1	1	13:40.629	13:00.524		18.647		21.458	170		8	2	1:21.820	42.432		18.005		21.383	170	210
2	1	1:23.947	42.318		18.011		23.618	171	213	9	2	1:21.752	42.376		18.096		21.280	168	213
3	1	1:20.350	41.804		17.572		20.974	173	216	10	2	1:21.553	42.323		17.883		21.347	168	213
4	1	1:23.071	43.208		18.648		21.215	174	217	11	2	1:21.297	42.066		17.824		21.407	169	214
5	1	1:20.024	41.574		17.505		20.945	173	216	12	2	1:21.030	41.958		17.674		21.398	169	214
6	1	1:32.705	46.965		19.879		25.861	59	216	13	2	1:20.810	41.793		17.816		21.201	168	215
7	2	2:32.848	1:52.293		18.737		21.818	165		14	2	1:28.235	42.705		18.834		26.696	59	214

47 Dontje, NLD(#1) / Götz, DEU(#2)

theoretical besttime: 1:20.246

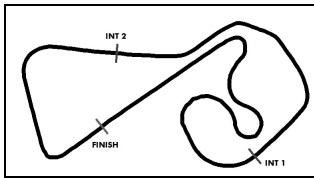
1	1	3:55.188	3:14.024		19.240		21.924	170		15	2	1:20.972	42.410		17.506		21.056	171	215
2	1	1:23.094	43.205		18.346		21.543	173	213	16	2	1:20.745	42.136		17.370		21.239	170	215
3	1	1:21.621	42.183		17.962		21.476	165	214	17	2	1:25.219	42.349		17.750		25.120	58	214
4	1	1:22.020	42.599		18.027		21.394	171	212	18	2	7:39.925	7:00.552		17.827		21.546	173	
5	1	1:21.614	42.255		17.911		21.448	171	215	19	2	1:21.140	42.426		17.675		21.039	173	215
6	1	1:25.472	42.443		18.014		25.015	59	215	20	2	1:20.487	41.891		17.367		21.229	170	216
7	1	4:34.252	3:53.356		19.148		21.748	169		21	2	1:20.783	42.176		17.425		21.182	171	214
8	1	1:22.713	42.290		17.892		22.531	171	213	22	2	1:24.342	42.137		17.456		24.749	58	216
9	1	1:21.151	41.963		18.035		21.153	173	215	23	2	2:54.156	2:15.055		17.718		21.383	173	
10	1	1:20.454	41.865		17.534		21.055	171	216	24	2	1:20.746	42.136		17.500		21.110	171	215
11	1	1:20.848	42.055		17.566		21.227	173	216	25	2	1:20.319	41.879		17.342		21.098	170	216

ver: 1.0

www.adac.de/motorsport

Page 6/ 8 printed: 2.10.2020 18:47





ADAC GT Masters

Sector List Free Practice 2



Provisional

DMSB Reg. Nr.: R-11548/20

Friday, October 2, 2020 17:40:00

Sachsenring, Length: 3645m

Air temperature: N/A°C

Track temperature: N/A°C

Weather condition: Dry

Lap	Id	Time	SE1	SP1	SE2	SP2	SE3	SP3	TSP	Lap	Id	Time	SE1	SP1	SE2	SP2	SE3	SP3	TSP
12	1	1:20.879	42.035		17.645		21.199	171	216	26	2	1:21.426	42.606		17.569		21.251	173	215
13	1	1:25.789	42.533		18.047		25.209	59	216	27	2	1:25.519	42.465		17.961		25.093	58	216
14	2	4:12.036	3:32.957		17.765		21.314	171											

48 Ellis, GBR(#1) / Marciello, ITA(#2)

theoretical besttime: 1:19.667

1	1	2:45.939	1:59.131		19.455		27.353	170		8	2	3:56.494	3:14.872		19.200		22.422	173	
2	1	1:23.161	43.417		18.280		21.464	173	213	9	2	1:20.290	41.897		17.503		20.890	171	215
3	1	1:20.058	41.504		17.578		20.976	174	216	10	2	1:19.833	41.628		17.273		20.932	164	216
4	1	1:24.196	44.012		18.242		21.942	171	216	11	2	1:20.350	41.706		17.416		21.228	170	213
5	1	1:20.395	41.718		17.563		21.114	173	216	12	2	1:25.043	42.303		17.715		25.025	58	216
6	1	1:22.218	41.767		17.382		23.069	173	217	13	1	2:35.388	1:52.354		17.995		25.039	59	
7	1	1:25.024	41.723		17.607		25.694	59	216	14	2	2:37.091	1:54.247		17.948		24.896	58	

63 Perera, FRA(#1) / Costa Balboa, ESP(#2)

theoretical besttime: 1:20.339

1	1	1:33.035	50.907		19.695		22.433	171		11	1	2:35.517	1:52.273		18.449		24.795	55	
2	1	1:22.495	42.349		18.304		21.842	173	214	12		2:35.214	1:51.593		18.778		24.843		
3	1	1:24.983	41.829		17.658		25.496	171	216	13	1	4:45.511	4:00.986		20.575		23.950	170	
4	1	1:24.257	44.652		18.170		21.435	173	216	14	1	1:27.398	44.936		19.144		23.318	170	212
5	1	1:20.756	41.932		17.814		21.010	174	217	15	1	1:25.532	44.673		18.550		22.309	173	181
6	1	1:20.589	41.671		17.742		21.176	171	218	16	1	1:26.008	42.952		18.416		24.640	171	217
7	1	1:26.210	42.164		19.636		24.410	173	216	17	1	1:25.767	45.155		18.798		21.814	173	180
8	1	1:25.021	42.016		17.974		25.031	55	218	18	1	1:21.745	42.372		17.828		21.545	173	217
9	1	2:32.793	1:51.862					171		19	1	1:20.831	41.956		17.733		21.142	173	217
10	1	1:26.302	42.402		18.117		25.783	55	216	20		1:28.098	41.946		19.187		26.965	216	

71 Langeveld, NLD(#1) / Paul, DEU(#2)

theoretical besttime: 1:20.802

1	2	1:56.777	1:05.553		22.952		28.272	59		18	2	1:21.091	41.927		17.795		21.369	170	213
2	1	2:40.358	1:54.619		19.675		26.064	59		19	2	1:20.833	41.860		17.730		21.243	170	212
3	2	4:11.845	3:25.406		20.049		26.390	59		20	2	1:26.352	43.616		18.219		24.517	59	213
4	1	2:38.344	1:53.890		19.550		24.904	59		21	1	2:39.775	1:59.645		18.494		21.636	168	
5	2	2:40.264	1:53.910		20.437		25.917	59		22	1	1:22.432	42.482		18.254		21.696	169	211
6	1	2:37.502	1:52.344		19.739		25.419	58		23	1	1:21.926	42.274		18.111		21.541	165	212
7	2	2:41.424	1:55.756		19.911		25.757	59		24	1	1:22.219	42.188		18.364		21.667	168	210
8	2	3:26.764	2:39.150		21.658		25.956	163		25	1	1:21.632	42.236		18.021		21.375	168	212
9	2	1:25.944	43.618		19.109		23.217	162	207	26	1	1:21.811	42.244		18.142		21.425	168	212
10	2	1:29.753	47.353		19.152		23.248	169	208	27	1	1:21.591	42.187		18.037		21.367	168	212
11	2	1:22.313	42.493		18.264		21.556	169	213	28	1	1:21.741	42.188		18.050		21.503	168	212
12	2	1:21.522	42.226		17.943		21.353	168	213	29	1	1:34.777			18.676		22.756	166	212
13	2	1:21.649	42.203		17.948		21.498	170	212	30	1	1:28.473	46.004		18.676		23.793	169	210
14	2	1:21.876	42.432		17.974		21.470	166	213	31	1	1:22.430	42.398		18.404		21.628	169	213
15	2	1:21.737	42.251		18.102		21.384	170	212	32	1	1:22.949	42.643		18.095		22.211	168	213
16	2	1:25.021	43.159		20.257		21.605	169	212	33	1	1:21.829	42.171		18.133		21.525	168	213
17	2	1:21.228	42.247		17.769		21.212	170	212	34	1	1:22.064	42.374		18.155		21.535	168	211

72 Schöll, AUT(#1) / Morris, GBR(#2)

theoretical besttime: 1:20.706

1		4:26.532	3:30.457		24.570		31.505			11	1	1:22.140	42.567		17.899		21.674	169	216
2	2	2:41.432	1:54.930		19.669		26.833	58		12		1:25.601	42.715		18.050		24.836		216
3	1	2:37.263	1:55.196		19.558		22.509	168		13	2	3:28.300	2:47.430		17.815		23.055	171	
4		1:27.625	43.314		18.505		25.806		215	14	2	1:22.506	42.530		18.439		21.537	173	218
5		2:36.890	1:52.641		18.627		25.622			15	2	1:20.858	42.110		17.570		21.178	173	217
6	1	8:54.156	8:05.874		23.520		24.762	166		16	2	1:21.493	41.958		17.678		21.857	137	218
7	1	1:23.591	43.486		18.365		21.740	168	213	17	2	1:31.252	48.715		20.377		22.160	173	185
8	1	1:22.392	42.769		17.907		21.716	160	214	18	2	1:28.765	42.437		22.292		24.036	171	218
9	1	1:22.618	42.725		18.484		21.409	170	211	19		1:27.496	42.488		18.672		26.336		216
10	1	1:21.992	42.535		17.863		21.594	169	217										

77 Pommer, DEU(#1) / Schmidt, CHE(#2)

theoretical besttime: 1:20.441

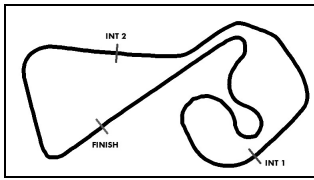
1	2	2:56.648	2:12.768		20.662		23.218	169		16	1	1:21.219	42.274		17.717		21.228	173	222
2	2	1:25.399	44.031					168	204	17		1:25.266	42.437		17.679		25.150		221
3	2	1:24.799	43.874		18.355		22.570	175	219	18	1	4:40.142	3:56.748		21.054		22.340	175	
4	2	1:21.106	42.299		17.807		21.000	174	221	19	1	1:21.085	42.244		17.618		21.223	173	220
5	2	1:20.957	41.936		17.808		21.213	174	220	20	1	1:21.331	42.147					173	220

ver: 1.0

www.adac.de/motorsport

Page 7/ 8 printed: 2.10.2020 18:47





ADAC GT Masters

Sector List Free Practice 2



Provisional

Sachsenring, Length: 3645m

Air temperature: N/A°C

Track temperature: N/A°C

Weather condition: Dry

DMSB Reg. Nr.: R-11548/20

Friday, October 2, 2020 17:40:00

Lap	Id	Time	SE1	SP1	SE2	SP2	SE3	SP3	TSP	Lap	Id	Time	SE1	SP1	SE2	SP2	SE3	SP3	TSP
6	2	1:20.977	41.864		17.691		21.422	175	220	21	1	1:21.312	42.189					170	219
7	2	1:20.873	41.875		17.878		21.120	174	220	22	1	1:25.056	42.227		17.903		24.926		219
8	1	1:33.753					25.295		220	23	1	4:09.687	4:09.687		18.349		21.261	174	
9	2	7:25.629	6:45.996		18.134		21.499	175		24	1	1:21.600	42.514		17.874		21.212	175	221
10	2	1:20.926	42.056		17.704		21.166	174	221	25	1	1:24.236	42.337		17.856		24.043	175	221
11	2	1:20.911	42.064		17.673		21.174	173	221	26	1	1:21.542	42.353		17.840		21.349	173	221
12	2	1:20.460	41.861		17.637		20.962	174	220	27	1	1:23.901	42.791		19.430		21.680	173	219
13	1	1:26.124	43.065		18.135		24.924		221	28	1	1:25.458	42.743		17.948		24.767		219
14	1	2:32.153	1:52.838		17.923		21.392	173		29	1	2:36.780	1:53.053		18.548		25.179		
15	1	1:21.512	42.436		17.768		21.308	175	220	30	2	2:35.013	1:51.747		17.989		25.277	60	

82 Schothorst, NLD(#1) / Zimmermann, DEU(#2)

theoretical besttime: 1:20.010

1	2	1:39.907	54.168		18.935		26.804	55		11	2	1:26.749	43.337		18.209		25.203	55	214
2	2	2:38.737	1:52.657		19.487		26.593	54		12	1	2:37.187	1:54.578		18.762		23.847	173	
3	2	2:39.142	1:55.165		18.518		25.459	55		13	1	1:24.066	42.089		17.841		24.136	173	215
4	1	2:37.290	1:53.567		18.732		24.991	55		14	1	1:23.911	42.263		17.886		23.762	173	215
5	1	2:36.217	1:51.956		19.226		25.035	55		15	1	1:20.908	41.920		17.629		21.359	171	215
6	2	3:24.234	2:43.086		18.929		22.219	169		16	1	1:20.747	41.862		17.628		21.257	169	215
7	2	1:30.416	50.513		18.621		21.282	173	214	17	1	1:22.137	42.167		17.948		22.022	174	214
8	2	1:20.584	41.792		17.770		21.022	173	215	18	1	1:21.258	42.154		17.829		21.275	170	216
9	2	1:20.167	41.657		17.611		20.899	173	215	19	1	1:26.073	42.085		17.803		26.185	54	214
10	2	1:20.291	41.512		17.599		21.180	170	216										

92 Ammermüller, DEU(#1) / Engelhart, DEU(#2)

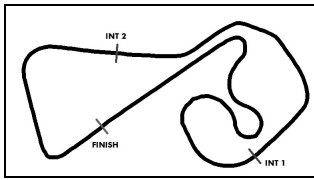
theoretical besttime: 1:20.403

1	1	1:42.886	59.785		19.702		23.399	169		16	1	2:36.382	1:52.316		19.052		25.014	59	
2	1	1:21.421	42.239		17.879		21.303	173	214	17	2	2:35.718	1:51.606		18.470		25.642	59	
3	1	1:21.485	42.245		18.005		21.235	171	216	18	1	2:35.528	1:52.267		18.573		24.688	58	
4	1	1:26.280	43.327		19.413		23.540	173	218	19	1	3:40.911	3:00.362		19.017		21.532	170	
5	1	1:21.547	42.167		18.133		21.247	173	216	20	1	1:22.083	42.576		18.170		21.337	171	213
6	1	1:21.819	42.209		18.001		21.609	166	216	21	1	1:20.545	41.938		17.632		20.975	173	215
7	1	1:25.038	42.451		17.988		24.599	59	213	22	1	1:23.103	42.023		17.766		23.314	173	215
8	2	2:31.005	1:51.370		18.241		21.394	171		23	1	1:20.739	41.796		17.767		21.176	173	218
9	2	1:22.429	42.500		18.191		21.738	170	215	24	1	1:24.587	42.136		18.115		24.336	59	216
10	2	1:22.208	42.353		18.279		21.576	171	216	25	2	3:38.989	2:56.524		18.081		24.384	173	
11	2	1:25.584	42.199		20.964		22.421	171	218	26	2	1:22.370	42.303		17.953		22.114	173	216
12	2	1:28.756	46.089		20.790		21.877	171	217	27	2	1:22.663	41.958		18.920		21.785	173	216
13	2	1:27.980	44.170		18.782		25.028	59	217	28	2	1:22.850	42.443		18.847		21.560	173	216
14	1	2:54.192	2:10.740		18.657		24.795	59		29	2	1:21.228	42.064		17.917		21.247	173	216
15	2	2:37.338	1:53.815		18.693		24.830	59		30	2	1:26.335	41.949		18.320		26.066	47	216

99 Renauer, DEU(#1) / Müller, DEU(#2)

theoretical besttime: 1:20.974

1	1	1:35.180	54.499		18.844		21.837	171		17	1	1:25.946	42.748		18.310		24.888	58	217
2	1	1:21.880	42.115		18.212		21.553	170	215	18	1	4:22.493	3:42.738		18.232		21.523	173	
3	1	1:21.837	42.056		17.987		21.794	170	216	19	1	1:21.664	42.310		17.907		21.447	171	216
4	1	1:21.386	42.038		18.025		21.323	173	216	20	1	1:26.142	42.931		18.044		25.167	58	216
5	1	1:22.953	42.954		18.191		21.808	171	216	21	1	6:11.487	5:32.087		17.977		21.423	170	
6	1	1:21.816	42.366		18.040		21.410	173	216	22	1	1:22.079	42.562		17.958		21.559	171	216
7	1	1:26.817	42.966		18.532		25.319	58	216	23	1	1:24.753	44.920		18.320		21.513	171	216
8	1	4:48.745	4:09.331		18.034		21.380	173		24	1	1:21.514	42.211		17.983		21.320	173	216
9	1	1:23.008	43.308		18.262		21.438	173	216	25	1	1:26.289	42.624		18.374		25.291	58	217
10	1	1:21.724	42.376		18.001		21.347	173	217	26	2	2:37.351	1:57.547		18.265		21.539	173	
11	1	1:21.628	42.338		17.992		21.298	171	217	27	2	1:22.596	42.673		18.245		21.678	166	217
12	1	1:27.991	42.806		18.583		26.602	58	217	28	2	1:22.478	42.459		18.335		21.684	171	214
13	1	3:11.421	2:31.944		18.077		21.400	171		29	2	1:24.952	42.441		18.092		24.419	58	215
14	1	1:21.758	42.344		18.058		21.356	173	216	30	2	2:32.881	1:50.669		17.912		24.300	57	
15	1	1:21.312	42.323		17.801		21.188	173	217	31	1	2:40.763	1:52.677		19.496		28.590	25	
16	1	1:21.564	42.349		17.748		21.467	171	217										



ADAC GT Masters

Top speed list Free Practice 2



Provisional

DMSB Reg. Nr.: R-11548/20

Friday, October 2, 2020 17:40:00

Sachsenring, Length: 3645m

Air temperature: N/A°C

Track temperature: N/A°C

Weather condition: Dry

#	Name (NAT)	Team	Car name	Speed	Lap	Race time
10	Jesse Krohn (FIN)	Schubert Motorsport (DEU)	BMW M6 GT3	224.53	22	42:50.757
9	Joel Eriksson (SWE)	Schubert Motorsport (DEU)	BMW M6 GT3	222.68	10	17:56.202
77	Markus Pommer (DEU)	Callaway Competition (DEU)	Corvette C7 GT3-R	222.68	16	29:37.478
14	Jens Klingmann (DEU)	MRS GT-Racing (DEU)	BMW M6 GT3	221.76	7	26:52.905
7	Alfred Renauer (DEU)	Precote Herberth Motorsport (DEU)	Porsche 911 GT3 R	219.51	10	15:12.274
92	Michael Ammermüller (DEU)	SSR Performance (DEU)	Porsche 911 GT3 R	218.62	4	4:31.125
17	Klaus Bachler (AUT)	KÜS TEAM75 Bernhard (DEU)	Porsche 911 GT3 R	218.62	6	8:10.848
72	Sebastian Morris (GBR)	T3-HRT-Motorsport (DEU)	Bentley Continental GT3	218.62	18	40:11.968
63	Franck Perera (FRA)	GRT GRASSER RACING TEAM (AUT)	Lamborghini Huracan GT3 EVO	218.18	6	7:10.861
48	Philip Ellis (GBR)	KNAUS Team HTP-WINWARD (DEU)	Mercedes-AMG GT3 EVO	217.74	6	8:19.086
36	Marvin Dienst (DEU)	DLV-Team Schuetz Motorsport (DEU)	Mercedes-AMG GT3	217.74	4	16:30.271
99	Robert Renauer (DEU)	Precote Herberth Motorsport (DEU)	Porsche 911 GT3 R	217.74	11	17:30.689
22	Maro Engel (DEU)	Toksport WRT (DEU)	Mercedes-AMG GT3 EVO	217.74	11	18:16.202
18	David Jahn (DEU)	KÜS TEAM75 Bernhard (DEU)	Porsche 911 GT3 R	217.74	23	49:29.983
21	Daniel Keilwitz (DEU)	Team Zakspeed BKK Mobil Oil Racing (DEU)	Mercedes-AMG GT3 EVO	216.86	8	9:58.437
20	Dorian Boccolacci (FRA)	Team Zakspeed BKK Mobil Oil Racing (DEU)	Mercedes-AMG GT3 EVO	216.86	25	41:23.043
26	Stefan Mücke (DEU)	BWT Mücke Motorsport (DEU)	Audi R8 LMS GT3	216.86	18	43:46.675
29	Christopher Mies (DEU)	Montaplast by Land Motorsport (DEU)	Audi R8 LMS GT3	216.43	4	4:45.356
47	Indy Dontje (NLD)	MANN-FILTER Team HTP-WINWARD (DEU)	Mercedes-AMG GT3 EVO	216.43	11	19:32.953
11	Pierre Kaffer (DEU)	EFP Car Collection by TECE (DEU)	Audi R8 LMS GT3	216.43	14	21:02.420
82	Steijn Schothorst (NLD)	GRT GRASSER RACING TEAM (AUT)	Lamborghini Huracan GT3 EVO	216.43	18	32:08.040
33	Filip Salaquarda (CZE)	Team ISR (CZE)	Audi R8 LMS GT3	216.00	4	4:52.226
19	Niels Lagrange (BEL)	GRT GRASSER RACING TEAM (AUT)	Lamborghini Huracan GT3 EVO	216.00	5	7:04.235
8	Carrie Schreiner (DEU)	RUTRONIK-RACING (DEU)	Audi R8 LMS GT3	216.00	5	8:55.424
25	Mike David Ortmann (DEU)	BWT Mücke Motorsport (DEU)	Audi R8 LMS GT3	216.00	21	35:51.099
28	Christopher Haase (DEU)	Montaplast by Land Motorsport (DEU)	Audi R8 LMS GT3	215.56	15	22:08.086
3	Maximilian Hackländer (DEU)	Aust Motorsport (DEU)	Audi R8 LMS GT3	215.13	6	8:18.992
30	Rolf Ineichen (CHE)	TEAM WRT (BEL)	Audi R8 LMS GT3	215.13	27	47:16.412
31	Patric Niederhauser (CHE)	RUTRONIK-RACING (DEU)	Audi R8 LMS GT3	215.13	29	56:41.843
4	Rahel Frey (CHE)	Aust Motorsport (DEU)	Audi R8 LMS GT3	214.71	4	5:26.116
32	Dries Vanthoor (BEL)	TEAM WRT (BEL)	Audi R8 LMS GT3	214.28	18	30:32.948
71	Maximilian Paul (DEU)	T3-HRT-Motorsport (DEU)	Audi R8 LMS GT3	213.86	14	29:59.904