

Provisional

Result List

Stewards / Race Management

STEWARD	Harry Stüber
STEWARD	Jörg Müller
STEWARD	Gerd Weidinger
RACE DIRECTOR	Christian Vormann
CLERK OF THE COURSE	Marcel Putsche
TECHNICAL DELEGATE	Tim Zessack
CHIEF TIMEKEEPER	Daniel Schulze

Weather Start/Finish

AIR	19.3°C
TRACK	18.1°C
CONDITIONS	Dry
PRESSURE	965 hPa
AIR	20.6°C
TRACK	19.4°C
CONDITIONS	Dry
PRESSURE	965 hPa

Track Information

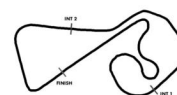
GREEN FLAG	14:30:00
CHEQUERED FLAG	15:30:01
SAFETY CAR PHASE	0
FULL COURSE YELLOW PHASE	0
TRACK NAME	Sachsenring
TRACK LENGTH	3645m
TURN COUNT	13
FASTEST LAP:	#71. WTR - 1:28.562

STARTED: 19 CLASSIFIED: 19 NOT CLASSIFIED: 0 DISQUALIFIED: 0

Nr.	Drivers	Team	Lap	Best Time	Gap	Diff	Kph	Day Time
Cl.	Car	Competitor						
1	71 W.Tregurtha(GBR)/H.Sasse(DEU) J Audi R8 LMS GT4	T3-HRT-Motorsport(DEU) T3-HRT-Motorsport	26	1:28.562			148.1	15:24:50
2	24 F.Janits(AUT)/R.Kofler(AUT) KTM X-BOW GT4 EVO	True Racing(AUT) True Racing	20	1:28.999	0.437	0.437	147.4	15:20:35
3	13 J.Marschalkowski(DEU)/H.Still(DEU) J Mercedes-AMG GT4	Team Zakspeed(DEU) Team Zakspeed	6	1:29.050	0.488	0.051	147.3	14:39:35
4	2 M.Schrey(DEU)/G.Piana(ITA) BMW M4 GT4	Hofor Racing by Bonk Motorsport(CHE) Hofor Racing by Bonk Motorsport	5	1:29.212	0.650	0.162	147.0	14:37:52
5	23 R.Falkenbach(DEU)/C.Piro(DEU) J Ginetta G55 GT4	Team piro sports Caffè d Italia(DEU) Team piro sports Caffè d Italia	4	1:29.393	0.831	0.181	146.7	14:36:40
6	21 D.Fetzer(DEU)/J.Sturm(DEU) J Porsche Cayman 718 GT4 MR	Team Allied-Racing(DEU) Team Allied-Racing	4	1:29.511	0.949	0.118	146.5	14:37:08
7	59 A.Sizov(RUS)/C.Dreyspring(DEU) J McLaren 570s GT4	Dörr Motorsport(DEU) Dörr Motorsport	11	1:29.661	1.099	0.150	146.3	14:49:10
8	48 J.Apotheloz(CHE)/L.Trefz(DEU) J Mercedes-AMG GT4	MANN-FILTER Team HTP-WINWARD(DEU) HTP-WINWARD Motorsport	12	1:29.768	1.206	0.107	146.1	14:52:14
9	19 L.O Dey(DEU)/A.Tauscher(DEU) J Porsche Cayman 718 GT4 MR	KÜS TEAM75 Bernhard(DEU) KÜS TEAM75 Bernhard	4	1:29.793	1.231	0.025	146.1	14:36:25
10	26 T.Kieffer(LUX)/C.Kosch(LUX) T Porsche Cayman 718 GT4 MR	Team Allied-Racing(DEU) Team Allied-Racing	28	1:29.867	1.305	0.074	146.0	15:28:34
11	69 P.Dörr(DEU)/F.Martin-Dye(GBR) J McLaren 570s GT4	Dörr Motorsport(DEU) Dörr Motorsport	13	1:29.872	1.310	0.005	146.0	14:53:01
12	22 J.Kasperlik(DEU)/N.Möller-Madsen(DNK) Porsche Cayman 718 GT4 MR	Team Allied-Racing(DEU) Team Allied-Racing	10	1:29.886	1.324	0.014	145.9	14:47:01
13	89 J.Krabec(CZE)/L.Marionek(DEU) T KTM X-Bow GT4	RTR projects(CZE) RTR projects	9	1:30.051	1.489	0.165	145.7	14:48:34
14	3 C.Hürtgen(DEU)/S.von Gartzen(DEU) BMW M4 GT4	Hofor Racing by Bonk Motorsport(CHE) Hofor Racing by Bonk Motorsport	3	1:30.134	1.572	0.083	145.5	14:35:01
15	10 J.Erlbacher(AUT)/C.Dupre(DEU) J Mercedes-AMG GT4	Dupre Motorsport Engineering(DEU) Dupre Motorsport Engineering	21	1:30.212	1.650	0.078	145.4	15:28:27
16	9 T.Neumann(BUL)/J.Bölting(DEU) T Porsche Cayman 718 GT4 MR	DLV-Team Schuetz Motorsport(DEU) DLV-Team Schuetz Motorsport	13	1:30.726	2.164	0.514	144.6	14:52:09
17	8 M.Suabo(DEU)/A.Stefaonov(BUL) T Mercedes-AMG GT4	DLV-Team Schuetz Motorsport(DEU) DLV-Team Schuetz Motorsport	10	1:30.973	2.411	0.247	144.2	14:48:19
18	27 S.Grotstollen(DEU)/G.Braun(DEU) T BMW M4 GT4	team lillestoff(DEU) team lillestoff	16	1:31.152	2.590	0.179	143.9	15:15:53
19	14 J.Kreutzpointner(DEU)/A.Kreutzpointner(DEU) BMW M4 GT4	MRS GT-Racing(DEU) MRS GT-Racing	5	1:31.242	2.680	0.090	143.8	14:41:29

Subject to final scrutineering!

Publication time:	Clerk of the Course: Marcel Putsche	Timekeeper: Daniel Schulze
-------------------	-------------------------------------	--------------------------------



Provisional

Class Result List

Stewards / Race Management

STEWARD	Harry Stüber
STEWARD	Jörg Müller
STEWARD	Gerd Weidinger
RACE DIRECTOR	Christian Vormann
CLERK OF THE COURSE	Marcel Putsche
TECHNICAL DELEGATE	Tim Zessack
CHIEF TIMEKEEPER	Daniel Schulze

Weather Start/Finish

AIR	19.3°C
TRACK	18.1°C
CONDITIONS	Dry
PRESSURE	965 hPa
AIR	20.6°C
TRACK	19.4°C
CONDITIONS	Dry
PRESSURE	965 hPa

Track Information

GREEN FLAG	14:30:00
CHEQUERED FLAG	15:30:01
SAFETY CAR PHASE	0
FULL COURSE YELLOW PHASE	0
TRACK NAME	Sachsenring
TRACK LENGTH	3645m
TURN COUNT	13
FASTEST LAP:	#71. WTR - 1:28.562

STARTED: 19 CLASSIFIED: 19 NOT CLASSIFIED: 0 DISQUALIFIED: 0

Nr.	Drivers	Team	Lap	Best Time	Gap	Diff	Kph	Day Time
	Car	Competitor						

CLASS: Junior

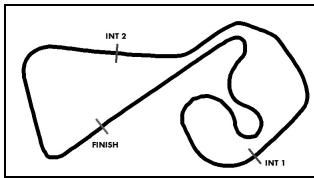
Started: 9	Classified: 9	Not Classified: 0						
1	71 W.Tregurtha(GBR)/H.Sasse(DEU) Audi R8 LMS GT4	T3-HRT-Motorsport(DEU) T3-HRT-Motorsport	26	1:28.562			148.1	15:24:50
2	13 J.Marschalkowski(DEU)/H.Still(DEU) Mercedes-AMG GT4	Team Zakspeed(DEU) Team Zakspeed	6	1:29.050	0.488	0.488	147.3	14:39:35
3	23 R.Falkenbach(DEU)/C.Piro(DEU) Ginetta G55 GT4	Team piro sports Caffè d Italia(DEU) Team piro sports Caffè d Italia	4	1:29.393	0.831	0.343	146.7	14:36:40
4	21 D.Fetzer(DEU)/J.Sturm(DEU) Porsche Cayman 718 GT4 MR	Team Allied-Racing(DEU) Team Allied-Racing	4	1:29.511	0.949	0.118	146.5	14:37:08
5	59 A.Sizov(RUS)/C.Dreyspring(DEU) McLaren 570s GT4	Dörr Motorsport(DEU) Dörr Motorsport	11	1:29.661	1.099	0.150	146.3	14:49:10
6	48 J.Apotheloz(CHE)/L.Trefz(DEU) Mercedes-AMG GT4	MANN-FILTER Team HTP-WINWARD(DEU) HTP-WINWARD Motorsport	12	1:29.768	1.206	0.107	146.1	14:52:14
7	19 L.O Dey(DEU)/A.Tauscher(DEU) Porsche Cayman 718 GT4 MR	KÜS TEAM75 Bernhard(DEU) KÜS TEAM75 Bernhard	4	1:29.793	1.231	0.025	146.1	14:36:25
8	69 P.Dörr(DEU)/F.Martin-Dye(GBR) McLaren 570s GT4	Dörr Motorsport(DEU) Dörr Motorsport	13	1:29.872	1.310	0.079	146.0	14:53:01
9	10 J.Erlbacher(AUT)/C.Dupre(DEU) Mercedes-AMG GT4	Dupre Motorsport Engineering(DEU) Dupre Motorsport Engineering	21	1:30.212	1.650	0.340	145.4	15:28:27

CLASS: Trophy

Started: 5	Classified: 5	Not Classified: 0						
1	26 T.Kieffer(LUX)/C.Kosch(LUX) Porsche Cayman 718 GT4 MR	Team Allied-Racing(DEU) Team Allied-Racing	28	1:29.867			146.0	15:28:34
2	89 J.Krabec(CZE)/L.Marionek(DEU) KTM X-Bow GT4	RTR projects(CZE) RTR projects	9	1:30.051	0.184	0.184	145.7	14:48:34
3	9 T.Neumann(BUL)/J.Böling(DEU) Porsche Cayman 718 GT4 MR	DLV-Team Schuetz Motorsport(DEU) DLV-Team Schuetz Motorsport	13	1:30.726	0.859	0.675	144.6	14:52:09
4	8 M.Suabo(DEU)/A.Stefaonov(BUL) Mercedes-AMG GT4	DLV-Team Schuetz Motorsport(DEU) DLV-Team Schuetz Motorsport	10	1:30.973	1.106	0.247	144.2	14:48:19
5	27 S.Grotstollen(DEU)/G.Braun(DEU) BMW M4 GT4	team lillestoff(DEU) team lillestoff	16	1:31.152	1.285	0.179	143.9	15:15:53

Subject to final scrutineering!

Publication time:	Clerk of the Course: Marcel Putsche	Timekeeper: Daniel Schulze
-------------------	-------------------------------------	----------------------------



ADAC GT4 Germany

Sector List Free Practice 2

Provisional



Sachsenring, Length: 3645m

Air temperature: 20.57°C

Track temperature: 20°C

Weather condition: Dry

DMSB Reg. Nr.: R-11548/20

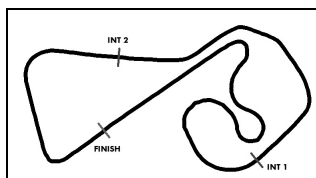
Friday, October 2, 2020 14:30:00

Lap	Id	Time	SE1	SP1	SE2	SP2	SE3	SP3	TSP	Lap	Id	Time	SE1	SP1	SE2	SP2	SE3	SP3	TSP
2 Schrey, DEU(#1) / Piana, ITA(#2)										theoretical besttime: 1:29.105									
1	2	1:54.079	1:09.027		21.345		23.707	153		14	1	1:33.647	46.821		20.044		26.782	58	197
2	2	1:29.338	45.803		19.956		23.579	152	198	15	1	5:13.490	4:29.265		20.161		24.064	153	
3	2	1:29.333	45.794		20.174		23.365	154	198	16	1	1:30.265	46.617		20.040		23.608	153	198
4	2	1:29.262	45.847		20.016		23.399	153	199	17	1	1:38.995	46.955		20.269		31.771	51	198
5	2	1:29.212	45.871		19.946		23.395	155	198	18	1	9:34.761	8:49.210		21.086		24.465	141	
6	2	1:39.369	46.278		21.437		31.654	41	198	19	1	1:34.408	47.062		20.394		26.952	54	194
7	1	3:15.337	2:23.372		24.448		27.517	152		20	1	3:10.775	2:23.085		20.654		27.036	56	
8	1	1:31.064	46.939		20.302		23.823	152	196	21	1	3:26.804	2:31.444		21.788		33.572	44	
9	1	1:30.414	46.657		20.207		23.550	152	197	22	1	1:58.850	1:07.999		21.563		29.288	56	
10	1	1:30.378	46.635		20.058		23.685	152	197	23	1	3:07.874	2:20.308		20.566		27.000	54	
11	1	1:30.319	46.569		20.180		23.570	152	197	24	1	3:06.814	2:19.808		20.369		26.637	56	
12	1	1:30.545	46.776		20.132		23.637	152	197	25	1	3:08.843	2:20.523		20.800		27.520	51	
13	1	1:31.240	47.002		20.117		24.121	152	197										

Lap	Id	Time	SE1	SP1	SE2	SP2	SE3	SP3	TSP	Lap	Id	Time	SE1	SP1	SE2	SP2	SE3	SP3	TSP
3 Hürtgen, DEU(#1) / von Gartzen, DEU(#2)										theoretical besttime: 1:29.993									
1	1	1:56.156	1:10.497		21.856		23.803	152		14	2	2:56.711	1:19.674		44.266		52.771	56	90
2	1	1:34.496	46.612		22.951		24.933	154	197	15	2	2:08.997	1:24.396		20.611		23.990	150	
3	1	1:30.134	46.360		20.177		23.597	152	197	16	2	1:31.024	47.170		20.180		23.674	151	197
4	1	1:30.645	46.394		20.257		23.994	135	196	17	2	1:32.090	47.261		20.242		24.587	113	198
5	1	1:34.357	46.796		20.036		27.525	49	189	18	2	2:48.854	1:14.322		45.113		49.419	46	105
6	1	3:05.818	2:21.505		20.339		23.974	150		19	1	10:12.758	9:19.059		25.974		27.725	125	
7	1	1:31.436	46.923		20.609		23.904	150	197	20	1	1:50.959	1:00.274		25.168		25.517	153	155
8	1	1:31.140	47.167		20.215		23.758	150	197	21	1	1:32.344	46.797		21.098		24.449	153	197
9	1	1:31.346	47.256		20.179		23.911	150	196	22	1	1:32.418	46.899		21.053		24.466	151	197
10	1	1:34.046	47.210		20.291		26.545	60	198	23	1	1:36.518	47.012		21.459		28.047	60	196
11	2	3:05.040	2:20.682		20.271		24.087	152		24	1	3:08.978	2:20.300		20.960		27.718	53	
12	2	1:32.446	48.360		20.213		23.873	151	197	25	1	3:09.242	2:20.381		21.227		27.634	59	
13	2	1:32.154	47.702		20.441		24.011	123	197	26	1	3:09.812	2:20.693		21.316		27.803	59	

Lap	Id	Time	SE1	SP1	SE2	SP2	SE3	SP3	TSP	Lap	Id	Time	SE1	SP1	SE2	SP2	SE3	SP3	TSP
8 Suabo, DEU(#1) / Stefaonov, BUL(#2)										theoretical besttime: 1:30.546									
1	2	3:13.171	2:28.047		21.019		24.105	147		15	1	1:35.521	48.075		22.250		25.196	145	193
2	2	1:32.956	47.998		20.738		24.220	150	188	16	1	2:14.701	48.432		32.866		53.403	43	192
3	2	1:32.091	47.195		20.686		24.210	149	193	17	1	8:47.244	7:59.141		23.046		25.057	148	
4	2	1:31.240	47.159		20.307		23.774	150	193	18	1	1:36.155	48.223		22.334		25.598	143	193
5	2	1:35.953	46.910		20.679		28.364	58	194	19	1	1:39.649	51.246		23.051		25.352	144	192
6	2	2:43.618	1:59.029		20.655		23.934	149		20	1	1:37.492	50.269		21.896		25.327	146	192
7	2	1:35.270	47.445		23.210		24.615	151	193	21	1	1:35.529	48.636		21.967		24.926	148	193
8	2	1:32.265	47.625		20.918		23.722	151	193	22	1	1:36.062	48.438		22.016		25.608	148	193
9	2	1:31.104	47.058		20.418		23.628	149	194	23	1	1:36.741	48.581		22.419		25.741	149	194
10	2	1:30.973	46.634		20.609		23.730	150	194	24	1	1:35.648	48.809		21.806		25.033	150	194
11	2	1:31.326	47.082		20.284		23.960	151	194	25	1	1:40.688	48.621		21.900		30.167	58	194
12	2	1:36.524	47.439		20.403		28.682	59	194	26	1	3:09.813	2:21.880		22.685		25.248	150	
13	2	2:31.084	1:34.711		20.464		35.909	52		27	1	1:35.518	48.514		21.642		25.362	151	194
14	1	4:56.051	4:09.894		21.553		24.604	148		28	1	1:36.511	49.145		22.105		25.261	149	195

Lap	Id	Time	SE1	SP1	SE2	SP2	SE3	SP3	TSP	Lap	Id	Time	SE1	SP1	SE2	SP2	SE3	SP3	TSP
9 Neumann, BUL(#1) / Bölting, DEU(#2)										theoretical besttime: 1:30.383									
1	1	2:03.679	1:16.610		22.198		24.871	150		17	2	1:44.568	49.350		21.197		34.021	45	200
2	1	1:35.670	48.589		22.121		24.960	147	198	18	2	9:30.418	8:44.744		21.124		24.550	151	
3	1	1:33.687	48.507		21.274		23.906	153	197	19	2	1:32.550	47.182		20.949		24.419	147	200
4	1	1:31.409	46.870		20.720		23.819	152	200	20	2	1:32.214	47.182		21.006		24.026	151	198
5	1	1:32.667	48.145		20.838		23.684	153	199	21	2	1:34.238	46.870		22.695		24.673	152	200
6	1	1:31.287	46.929		20.454		23.904	153	200	22	2	1:32.775	47.066		21.521		24.188	153	200
7	1	1:30.978	46.683		20.526		23.769	153	200	23	2	1:31.071	46.853		20.566		23.652	154	201
8	1	1:30.875	46.536		20.587		23.752	154	200	24	2	1:31.074	46.441		20.722		23.911	149	203
9	1	1:31.398	47.181		20.575		23.642	154	200	25	2	1:31.947	46.693		21.079		24.175	150	200
10	1	1:31.087	46.671		20.643		23.773	152	200	26	2	1:32.452	47.346		20.953		24.153	148	201
11	1	1:40.861	48.395		23.259		29.207	58	200	27	2	1:31.404	46.942		20.603		23.859	152	198
12	1	3:04.670	2:19.717		20.991		23.962	152		28	2	1:31.358	46.750		20.662		23.946	152	201
13	1	1:30.726	46.776		20.306		23.644	153	199	29	2	1:35.903	49.689		22.090		24.124	153	201
14	1	1:39.470	46.788		20.300		32.382	41	200	30	2	1:32.047	46.928		20.974		24.145	151	203
15	2	4:49.228	4:03.269		20.961		24.998	150		31	2	1:40.809	47.071		21.435		32.303	36	201
16	2	1:32.056	46.818		20.611		24.627	153	199										



ADAC GT4 Germany

Sector List Free Practice 2

Provisional



Sachsenring, Length: 3645m

Air temperature: 20.57°C

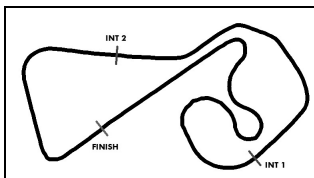
Track temperature: 20°C

Weather condition: Dry

DMSB Reg. Nr.: R-11548/20

Friday, October 2, 2020 14:30:00

Lap Id	Time	SE1	SP1	SE2	SP2	SE3	SP3	TSP	Lap Id	Time	SE1	SP1	SE2	SP2	SE3	SP3	TSP
10 Erlbacher, AUT(#1) / Dupre, DEU(#2)									theoretical besttime: 1:30.144								
1	1	2:21.568	1:28.607	25.695	27.266	145			12	1	1:35.084	47.626	21.905	25.553	143	193	
2	1	1:33.556	48.391	20.938	24.227	148	193		13	1	1:39.567	51.598	22.743	25.226	147	185	
3	1	1:31.781	47.096	20.973	23.712	151	193		14	1	1:34.610	48.576	21.655	24.379	146	193	
4	1	1:32.780	47.581	21.232	23.967	150	196		15	1	1:32.784	47.469	21.178	24.137	149	193	
5	1	1:33.205	47.918	21.428	23.859	149	194		16	1	1:39.599	47.859	21.289	30.451	46	195	
6	1	1:33.126	47.611	21.138	24.377	148	194		17	1	2:49.153	2:04.122	20.691	24.340	153		
7	1	1:37.873	49.109	21.490	27.274	58	194		18	1	1:32.183	47.486	20.682	24.015	152	197	
8	1	9:16.791	8:27.099	23.849	25.843	145			19	1	1:30.888	46.907	20.471	23.510	154	196	
9	1	1:48.391	1:02.690	21.675	24.026	149	192		20	1	1:30.307	46.449	20.277	23.581	154	197	
10	1	2:11.779	51.408	35.298	45.073	50	193		21	1	1:30.212	46.497	20.185	23.530	153	197	
11	1	16:31.670	15:45.826	21.368	24.476	148			22	1	1:35.856	46.870	20.518	28.468	54	198	
13 Marschalkowski, DEU(#1) / Still, DEU(#2)									theoretical besttime: 1:28.913								
1	1	1:59.210	1:08.927	24.501	25.782	147			15	2	2:26.471	54.419	43.092	48.960	57	198	
2	1	1:37.618	50.283	22.872	24.463	151	168		16	2	7:41.422	6:58.073	20.020	23.329	153		
3	1	1:30.000	46.207	20.400	23.393	152	195		17	2	1:29.268	45.701	20.117	23.450	153	196	
4	1	1:29.056	45.667	20.119	23.270	153	196		18	2	1:34.986	45.933	22.021	27.032	59	197	
5	1	1:29.357	45.898	20.055	23.404	153	196		19	1	3:07.089	2:22.878	20.534	23.677	150		
6	1	1:29.050	45.738	20.005	23.307	153	196		20	1	1:30.474	46.366	20.562	23.546	153	195	
7	1	1:29.193	45.813	19.976	23.404	152	197		21	1	1:29.638	46.133	20.039	23.466	153	197	
8	1	1:46.605	45.988	29.918	30.699	59	197		22	1	1:30.081	46.064	20.417	23.600	153	197	
9	1	3:31.591	2:47.843	20.127	23.621	153			23	1	1:29.773	46.024	20.347	23.402	153	197	
10	2	1:29.815	45.964	20.213	23.638	152	196		24	1	1:34.003	46.185	21.046	26.772	58	197	
11	2	1:29.247	45.825	20.096	23.326	153	196		25	1	3:14.809	2:27.408	20.504	26.897	154		
12	2	1:33.348	46.219	20.256	26.873	58	197		26	1	1:29.992	46.164	20.200	23.628	153	198	
13	2	8:32.174	7:45.071	22.953	24.150	153			27	1	1:30.050	46.136	20.253	23.661	153	197	
14	2	1:30.442	45.830	20.862	23.750	155	197										
14 Kreuzpointner, DEU(#1) / Kreuzpointner, DEU(#2)									theoretical besttime: 1:31.193								
1	1	2:30.884	1:22.950	30.203	37.731	59			15	2	2:13.080	48.770	32.792	51.518	49	196	
2	1	4:21.960	3:37.020	20.839	24.101	152			16	2	8:44.944	7:54.368	24.334	26.242	149		
3	1	1:32.394	47.487	20.767	24.140	152	197		17	2	1:44.459	50.301	25.027	29.131	150	196	
4	1	1:32.237	47.083	20.774	24.380	153	197		18	2	1:38.088	50.085	22.877	25.126	152	196	
5	1	1:31.242	46.652	20.615	23.975	153	197		19	2	1:38.720	50.116	23.259	25.345	150	197	
6	1	1:31.405	46.864	20.569	23.972	153	197		20	2	1:36.872	48.946	22.094	25.832	149	197	
7	1	1:42.820	47.056	24.365	31.399	58	197		21	2	1:36.502	49.033	22.739	24.730	151	196	
8	1	3:12.225	2:23.060	23.832	25.333	151			22	2	1:37.880	48.470	21.490	27.920	150	197	
9	1	1:34.819	48.262	22.062	24.495	153	198		23	2	1:34.555	48.599	21.477	24.479	151	196	
10	1	1:32.926	47.468	21.149	24.309	151	197		24	2	1:41.090	48.897	22.270	29.923	51	197	
11	1	1:34.081	48.208	21.430	24.443	152	197		25	2	3:16.325	2:28.227	23.043	25.055	152		
12	1	2:21.431	47.779	42.282	51.370	59	197		26	2	1:35.344	49.016	21.680	24.648	151	197	
13	2	3:52.991	3:04.948	22.677	25.366	149			27	2	1:37.783	49.123	21.470	27.190	106	196	
14	2	1:36.538	49.842	22.088	24.608	151	195										
19 O Dey, DEU(#1) / Tauscher, DEU(#2)									theoretical besttime: 1:29.793								
1	2	1:50.431	1:02.326	23.103	25.002	153			13	1	1:32.035	47.057	20.706	24.272	154	200	
2	2	1:32.533	48.105	20.634	23.794	155	198		14	1	2:40.998	1:02.174	47.344	51.480	51	200	
3	2	1:31.774	47.594	20.506	23.674	156	180		15	1	7:15.385	6:29.652	21.370	24.363	152		
4	2	1:29.793	45.997	20.141	23.655	152	201		16	1	1:32.319	47.750	20.640	23.929	152	200	
5	2	4:25.378	1:32.406	1:09.202	1:43.770	30	134		17	1	1:32.693	46.635	21.185	24.873	150	200	
6	2	4:54.153	4:01.623	25.541	26.989	147			18	1	1:31.756	46.610	20.461	24.685	153	200	
7	2	1:38.558	51.530	22.283	24.745	153	192		19	1	1:32.609	46.419	21.107	25.083	150	201	
8	2	1:34.597	48.203	22.091	24.303	154	197		20	1	1:36.734	47.077	21.261	28.396	54	200	
9	2	1:32.316	47.527	20.782	24.007	153	200		21	2	2:57.866	2:08.398	21.182	28.286	54		
10	2	1:34.074	46.692	22.438	24.944	154	200		22	1	3:13.265	2:23.821	20.894	28.550	54		
11	2	1:38.260	46.691	20.474	31.095	51	200		23	2	3:17.518	2:31.844	21.179	24.495	154		
12	1	6:00.998	5:15.705	21.046	24.247	154			24	2	1:35.702	47.139	20.784	27.779	54	201	



ADAC GT4 Germany

Sector List Free Practice 2

Provisional



Sachsenring, Length: 3645m

Air temperature: 20.57°C

Track temperature: 20°C

Weather condition: Dry

DMSB Reg. Nr.: R-11548/20

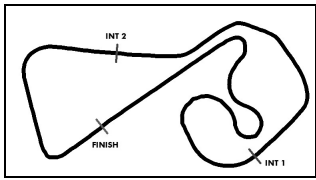
Friday, October 2, 2020 14:30:00

Lap	Id	Time	SE1	SP1	SE2	SP2	SE3	SP3	TSP	Lap	Id	Time	SE1	SP1	SE2	SP2	SE3	SP3	TSP
21	Fetzer, DEU(#1) / Sturm, DEU(#2)									theoretical besttime: 1:29.364									
1	2	2:29.852	1:34.125		26.460		29.267	128		15	1	4:21.179	3:29.985		26.522		24.672	150	
2	2	1:38.391	50.930		21.870		25.591	153	144	16	1	1:31.137	47.050		20.486		23.601	151	198
3	2	1:29.787	46.407		20.001		23.379	155	200	17	1	2:13.335	46.605		32.615		54.115	49	200
4	2	1:29.511	46.220		20.035		23.256	154	201	18	1	8:51.635	8:07.404		20.576		23.655	150	
5	2	1:30.127	46.752		20.029		23.346	154	201	19	1	1:31.718	46.861		20.248		24.609	142	200
6	2	1:29.542	46.212		19.896		23.434	156	200	20	1	1:34.976	49.835		20.988		24.153	149	195
7	2	1:30.203	46.817		20.043		23.343	155	201	21	1	1:34.783	47.022		20.708		27.053	58	199
8	2	1:32.909	46.296		19.911		26.702	57	200	22	2	3:02.182	2:17.593		20.685		23.904	154	
9	2	3:13.725	2:29.834		20.171		23.720	152		23	2	1:30.737	46.786		20.292		23.659	153	201
10	1	1:30.764	46.534		20.203		24.027	148	200	24	2	1:31.529	47.091		20.579		23.859	153	201
11	1	1:30.790	46.836		20.369		23.585	151	198	25	2	1:34.571	47.101		20.691		26.779	58	200
12	1	1:32.158	46.804		21.358		23.996	151	199	26	2	3:09.557	2:20.899		20.933		27.725	58	
13	1	1:31.341	47.051		20.442		23.848	150	200	27	2	3:08.132	2:20.341		20.466		27.325	54	
14	1	2:10.705	46.550		33.946		50.209	56	199										

22	Kasperlik, DEU(#1) / Möller-Madsen, DNK(#2)									theoretical besttime: 1:29.586									
1	1	1:41.892	55.723		21.897		24.272	148		12	2	1:31.214	46.758		20.811		23.645	151	201
2	1	1:31.443	47.323		20.506		23.614	150	192	13	2	1:31.891	46.318		20.037		25.536	153	200
3	1	1:30.946	46.961		20.361		23.624	152	199	14	2	1:37.050	46.730		20.432		29.888	56	200
4	1	1:30.259	46.413		20.316		23.530	152	199	15	2	7:07.024	6:22.709		20.562		23.753	151	
5	1	1:30.081	46.400		20.244		23.437	152	199	16	2	9:05.409	46.179		7:51.559		27.671	59	200
6	1	1:30.892	46.360		21.024		23.508	153	199	17	1	13:44.756	12:52.304		25.650		26.802	115	
7	1	1:35.591	46.582		21.215		27.794	39	200	18	1	1:40.110	52.735		22.326		25.049	151	124
8	2	3:09.193	2:24.949		20.279		23.965	153		19	1	1:35.529	49.172		21.944		24.413	149	198
9	2	1:30.147	46.727		19.970		23.450	151	199	20	1	1:32.273	47.413		21.088		23.772	154	198
10	2	1:29.886	46.322		20.011		23.553	152	200	21	1	1:46.420					25.599	150	200
11	2	1:30.175	46.371		20.343		23.461	154	200	22	1	1:49.401	52.416		25.811		31.174	118	194

23	Falkenbach, DEU(#1) / Piro, DEU(#2)									theoretical besttime: 1:29.106									
1	2	2:10.547	1:24.832		21.813		23.902	149		16	1	1:32.610	46.815		20.588		25.207	149	191
2	2	1:29.795	45.951		20.235		23.609	151	190	17	1	1:40.648	47.427		20.264		32.957	56	192
3	2	1:30.162	46.616		19.992		23.554	151	192	18	1	9:30.712	8:44.563		21.783		24.366	144	
4	2	1:29.393	45.807		20.132		23.454	151	191	19	1	1:30.952	46.526		20.337		24.089	148	189
5	2	1:29.782	46.071		20.126		23.585	150	191	20	1	1:30.282	46.363		20.023		23.896	148	190
6	2	1:29.736	45.993		20.202		23.541	151	190	21	1	1:30.499	46.117		20.380		24.002	148	190
7	2	1:29.501	46.008		19.928		23.565	151	191	22	1	1:32.999	48.113		20.530		24.356	148	191
8	2	1:29.975	45.919		20.450		23.606	150	191	23	1	1:30.083	46.211		20.037		23.835	150	191
9	2	1:29.512	45.943		19.845		23.724	151	191	24	1	1:31.652	46.755		20.611		24.286	150	191
10	2	1:33.388	45.916		22.826		24.646	150	190	25	1	1:30.677	46.425		20.271		23.981	149	191
11	2	1:29.417	45.987		19.909		23.521	149	191	26	1	1:31.110	46.663		20.217		24.230	148	190
12	2	1:36.363	46.981		20.839		28.543	57	191	27	1	1:35.166	46.528		20.388		28.250	57	189
13	1	3:13.395	2:27.157		21.557		24.681	148		28	2	3:11.423	2:21.585		21.404		28.434	57	
14	1	1:37.189	46.754		20.085		30.350	57	189	29	1	3:19.631	2:21.136		23.074		35.421	40	
15	1	4:59.748	4:15.093		20.340		24.315	149											

24	Janits, AUT(#1) / Kofler, AUT(#2)									theoretical besttime: 1:28.800									
1	1	2:07.199	1:15.587		21.613		29.999	44		14	2	9:18.617	8:33.290		21.220		24.107	151	
2	1	5:31.827	4:47.705		20.372		23.750	153		15	2	1:34.282	47.099		21.056		26.127	151	196
3	1	1:31.907	46.295		21.792		23.820	152	195	16	2	1:29.874	45.980		20.496		23.398	153	196
4	1	1:29.635	46.136		20.079		23.420	153	196	17	2	1:30.222	45.912		20.928		23.382	154	197
5	1	1:29.360	46.009		19.871		23.480	153	196	18	2	1:34.921	49.364		21.498		24.059	153	163
6	1	1:31.190	46.953		20.507		23.730	153	196	19	2	1:29.362	46.029		20.121		23.212	153	197
7	1	1:29.857	46.039		20.107		23.711	152	195	20	2	1:28.999	45.796		20.040		23.163	152	197
8	1	1:29.095	45.927		19.841		23.327	154	195	21	2	1:29.320	45.876		19.984		23.460	150	196
9	1	1:33.126	46.020		20.053		27.053	57	196	22	2	1:33.472	46.129		20.051		27.292	58	196
10	1	3:25.041	2:28.231		24.437		32.373	149		23	1	3:12.925	2:28.553		20.630		23.742	152	
11	2	1:30.693	46.299		20.055		24.339	152	193	24	1	1:30.250	46.016		20.683		23.551	154	196
12	2	2:33.563	1:02.317		43.073		48.173	42	196	25	1	1:29.705	45.857		19.931		23.917	130	198
13	2	6:25.478	5:20.091		25.100		40.287	57		26	1	1:35.268	46.992		23.509		24.767	150	188



ADAC GT4 Germany

Sector List Free Practice 2

Provisional



Sachsenring, Length: 3645m
 Air temperature: 20.57°C
 Track temperature: 20°C
 Weather condition: Dry

DMSB Reg. Nr.: R-11548/20

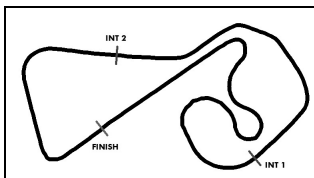
Friday, October 2, 2020 14:30:00

Lap Id	Time	SE1	SP1	SE2	SP2	SE3	SP3	TSP	Lap Id	Time	SE1	SP1	SE2	SP2	SE3	SP3	TSP
26	Kieffer, LUX(#1) / Kosch, LUX(#2)								theoretical besttime: 1:29.794								
1	2:41.098	1:46.382		25.985		28.731	148		16	1:30.465	46.411		20.467		23.587	150	198
2	1:40.651	50.120		23.138		27.393	149	194	17	2:13.971	46.208		31.612		56.151	45	199
3	1:38.741	48.868		22.316		27.557	151	195	18	1:38.741	7:59.728		20.680		23.756	149	
4	2:1:32.724	47.880		20.859		23.985	148	197	19	1:31.061	46.482		20.311		24.268	146	199
5	2:1:30.778	46.471		20.542		23.765	150	197	20	1:32.863	48.662		20.469		23.732	149	198
6	2:1:31.982	46.682		21.012		24.288	149	198	21	1:30.851	46.334		20.723		23.794	148	199
7	2:1:35.310	46.704		20.643		27.963	57	198	22	1:30.658	46.518		20.372		23.768	150	198
8	1:3:09.901	2:23.321		22.531		24.049	147		23	1:30.397	46.302		20.401		23.694	148	200
9	1:1:31.296	46.798		20.671		23.827	151	197	24	1:41.125	50.444		22.049		28.632	56	195
10	1:1:30.616	46.276		20.594		23.746	150	199	25	2:3:07.462	2:20.628		20.995		25.839	150	
11	1:1:31.845	46.616		21.186		24.043	147	198	26	2:1:31.293	46.417		20.421		24.455	149	198
12	1:1:31.969	46.786		21.067		24.116	149	197	27	2:1:31.235	46.798		20.616		23.821	153	198
13	1:1:30.881	46.595		20.545		23.741	145	198	28	2:1:29.867	45.917		20.290		23.660	151	201
14	1:2:12.387	52.688		36.744		42.955	46	197	29	2:1:36.048	46.772		24.753		24.523	151	200
15	1:3:57.781	3:12.899		20.739		24.143	148										

Lap Id	Time	SE1	SP1	SE2	SP2	SE3	SP3	TSP	Lap Id	Time	SE1	SP1	SE2	SP2	SE3	SP3	TSP
27	Grotstollen, DEU(#1) / Braun, DEU(#2)								theoretical besttime: 1:30.956								
1	2:1:53.537	1:04.148		23.465		25.924	145		13	10:55.087	10:08.096		21.855		25.136	146	
2	2:1:49.995	56.543		24.306		29.146	132	131	14	1:1:33.081	47.626		21.464		23.991	150	195
3	2:1:37.775	50.861		21.588		25.326	149	170	15	1:1:31.407	46.888		20.698		23.821	151	197
4	2:1:44.338	52.716		24.060		27.562	148	144	16	1:1:31.152	46.842		20.677		23.633	150	197
5	2:1:35.696	50.354		21.074		24.268	151	194	17	1:1:31.298	46.820		20.534		23.944	151	198
6	2:1:47.420	53.327		25.767		28.326	149	137	18	1:1:31.666	47.031		20.722		23.913	151	198
7	2:1:35.395	49.535		21.018		24.842	150	195	19	1:1:32.948	47.299		20.744		24.905	152	198
8	2:1:49.732	51.517		24.694		33.521	57	183	20	1:1:36.005	47.578		20.566		27.861	57	200
9	2:9:34.451	8:49.084		20.568		24.799	104		21	2:3:05.633	2:21.342		20.547		23.744	153	
10	2:2:55.432	1:14.494		45.888		55.050	56	90	22	2:1:36.979	47.604		20.503		28.872	59	199
11	2:2:21.611	1:37.064		20.720		23.827	150		23	2:3:05.071	2:20.603		20.537		23.931	149	
12	2:1:36.830	47.622		20.626		28.582	59	197	24	2:1:49.546	46.920		22.263		40.363	28	198

Lap Id	Time	SE1	SP1	SE2	SP2	SE3	SP3	TSP	Lap Id	Time	SE1	SP1	SE2	SP2	SE3	SP3	TSP
48	Apotheloz, CHE(#1) / Trefz, DEU(#2)								theoretical besttime: 1:29.415								
1	2:12.443	1:23.738		24.148		24.557	153		13	2:1:41.495	46.157		20.282		35.056	58	198
2	1:1:31.885	48.055		20.438		23.392	155	196	14	2:5:26.584	4:42.506		20.303		23.775	156	
3	1:1:30.330	46.025		20.821		23.484	155	199	15	2:1:30.006	46.121		20.307		23.578	151	198
4	1:1:29.954	46.058		20.207		23.689	154	199	16	2:2:23.537	54.543		43.197		45.797	58	197
5	1:1:30.091	46.503		20.277		23.311	155	198	17	2:8:15.314	7:27.952		21.089		26.273	58	
6	1:1:29.961	46.295		20.163		23.503	154	198	18	1:3:13.906	2:26.343		20.817		26.746	58	
7	1:1:29.783	46.293		20.171		23.319	154	199	19	2:3:09.480	2:22.703		20.273		26.504	58	
8	1:1:30.256	46.280		20.224		23.752	154	198	20	1:3:09.565	2:22.697		20.425		26.443	58	
9	1:1:33.309	46.609		20.248		26.452	58	198	21	1:5:55.910	5:11.318		20.642		23.950	155	
10	2:4:56.057	4:09.152		20.455		26.450	155		22	1:1:30.934	46.743		20.421		23.770	155	199
11	2:1:29.867	46.371		20.164		23.332	154	199	23	1:1:37.889	47.774		21.156		28.959	58	199
12	2:1:29.768	46.009		20.095		23.664	154	198									

Lap Id	Time	SE1	SP1	SE2	SP2	SE3	SP3	TSP	Lap Id	Time	SE1	SP1	SE2	SP2	SE3	SP3	TSP
59	Sizov, RUS(#1) / Dreyspring, DEU(#2)								theoretical besttime: 1:29.661								
1	2:1:55.728	1:02.092		25.242		28.394	135		15	2:1:46.566	55.499		24.711		26.356	150	112
2	2:1:44.116	52.780		23.561		27.775	137	158	16	2:2:05.280	48.629		24.683		51.968	47	195
3	2:1:37.703	50.165		22.608		24.930	150	169	17	1:8:40.106	7:55.070		21.143		23.893	152	
4	2:1:32.934	47.654		21.110		24.170	150	195	18	1:1:30.939	46.842		20.321		23.776	153	198
5	2:1:49.336	55.694		26.105		27.537	151	148	19	1:1:30.453	46.732		20.139		23.582	152	198
6	2:1:32.423	47.036		21.010		24.377	152	196	20	1:1:30.659	46.607		20.385		23.667	154	198
7	2:1:45.498	51.116		23.347		31.035	54	177	21	1:1:30.680	46.579		20.246		23.855	153	199
8	2:2:40.488	1:53.597		22.583		24.308	153		22	1:1:30.658	46.740		20.371		23.547	155	199
9	2:1:31.028	46.522		20.319		24.187	153	194	23	1:1:30.197	46.359		20.239		23.599	155	198
10	2:1:30.223	46.368		20.197		23.658	153	197	24	1:1:34.038	46.265		20.169		27.604	50	199
11	2:1:29.661	46.089		20.060		23.512	153	198	25	1:3:11.871	2:23.331		20.615		27.925	55	
12	2:1:29.943	46.114		20.208		23.621	154	199	26	1:3:13.070	2:24.419		20.491		28.160	51	
13	2:1:35.296	46.437		20.262		28.597	54	198	27	1:3:12.468	2:25.082		22.967		24.419	153	
14	2:6:21.543	5:26.622		26.315		28.606	128										



ADAC GT4 Germany

Sector List Free Practice 2

Provisional



Sachsenring, Length: 3645m

Air temperature: 20.57°C

Track temperature: 20°C

Weather condition: Dry

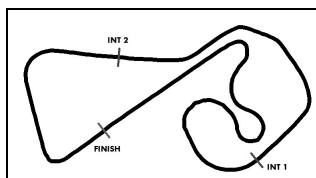
DMSB Reg. Nr.: R-11548/20

Friday, October 2, 2020 14:30:00

Lap Id	Time	SE1	SP1	SE2	SP2	SE3	SP3	TSP	Lap Id	Time	SE1	SP1	SE2	SP2	SE3	SP3	TSP
69 Dörr, DEU(#1) / Martin-Dye, GBR(#2)									theoretical besttime: 1:29.653								
1	1	2:33.557	1:39.781	25.149	28.627	137			16	2	1:30.053	46.384	20.167	23.502	156	201	
2	1	1:45.371	54.689	23.691	26.991	154	167		17	2	1:30.395	46.342	20.282	23.771	113	203	
3	1	1:38.743	50.347	22.539	25.857	147	188		18	2	2:51.924	1:18.716	44.123	49.085	53	77	
4	1	1:40.522	52.074	22.693	25.755	154	171		19	2	7:15.070	6:26.405	21.628	27.037	55		
5	1	1:34.296	49.253	21.200	23.843	156	201		20	1	3:16.337	2:26.680	25.232	24.425	154		
6	1	1:30.194	46.439	20.140	23.615	154	203		21	1	1:41.641	46.451	26.001	29.189	156	203	
7	1	1:34.246	47.848	22.526	23.872	157	202		22	1	1:30.105	46.472	20.211	23.422	157	203	
8	1	1:30.333	46.506	20.167	23.660	152	203		23	1	1:30.831	46.622	20.609	23.600	157	204	
9	1	1:35.742	47.444	20.540	27.758	55	200		24	1	1:47.948	46.854	24.438	36.656	157	204	
10	2	3:07.039	2:23.018	20.373	23.648	155			25	1	1:35.046	47.437	20.266	27.343	55	203	
11	2	1:30.489	46.722	20.336	23.431	156	199		26	2	3:07.674	2:23.397	20.424	23.853	158		
12	2	1:30.259	46.384	20.285	23.590	157	201		27	2	1:30.526	46.591	20.032	23.903	157	203	
13	2	1:29.872	46.209	20.251	23.412	156	201		28	2	1:30.105	46.540	20.090	23.475	158	204	
14	2	2:36.470	59.062	45.433	51.975	53	203		29	2	1:30.213	46.432	20.170	23.611	155	203	
15	2	2:54.405	2:09.043	21.182	24.180	154											

Lap Id	Time	SE1	SP1	SE2	SP2	SE3	SP3	TSP	Lap Id	Time	SE1	SP1	SE2	SP2	SE3	SP3	TSP
71 Tregurtha, GBR(#1) / Sasse, DEU(#2)									theoretical besttime: 1:28.103								
1	1	3:05.584	2:12.959	27.351	25.274	150			16	2	1:31.597	46.539	20.510	24.548	152	197	
2	1	1:31.408	47.459	20.386	23.563	153	194		17	1	1:39.885	47.335	20.325	32.225	198		
3	1	1:30.344	45.542	20.761	24.041	153	196		18	2	9:26.283	8:40.600	21.763	23.920	153		
4	1	1:29.093	45.274	19.952	23.867	153	196		19	2	1:29.556	46.055	20.331	23.170	154	197	
5	1	1:28.866	45.336	20.155	23.375	154	197		20	2	1:29.156	45.775	19.986	23.395	152	198	
6	1	1:29.367	45.507	20.136	23.724	151	197		21	2	1:28.735	45.572	19.920	23.243	154	197	
7	1	1:28.636	45.630	19.794	23.212	153	196		22	1	1:34.430	46.215	20.619	27.596	198		
8	1	1:28.632	45.390	19.659	23.583	149	195		23	1	3:03.376	2:19.656	20.190	23.530	153		
9	1	1:31.401	45.630	19.954	25.817	194			24	1	1:30.039	45.542	20.651	23.846	153	197	
10	1	3:05.583	2:20.692	21.033	23.858	153			25	1	1:28.953	45.679	19.813	23.461	150	197	
11	2	1:30.657	46.571	20.447	23.639	153	196		26	1	1:28.562	45.530	19.858	23.174	154	196	
12	2	1:29.799	46.259	20.328	23.212	154	196		27	1	1:29.960	46.404	20.213	23.343	155	198	
13	2	1:29.647	46.123	20.245	23.279	154	197		28	1	1:28.723	45.540	19.893	23.290	152	198	
14	2	2:04.864	45.944	30.606	48.314	198			29	1	1:31.067	45.513	19.745	25.809	197		
15	2	3:54.678	3:10.694	20.566	23.418	152			30								

Lap Id	Time	SE1	SP1	SE2	SP2	SE3	SP3	TSP	Lap Id	Time	SE1	SP1	SE2	SP2	SE3	SP3	TSP
89 Krabec, CZE(#1) / Marionec, DEU(#2)									theoretical besttime: 1:30.000								
1	2	2:33.531	1:27.905	25.991	39.635	55			7	1	1:30.852	46.905	20.083	23.864	149	187	
2	1	3:41.029	2:44.555	25.307	31.167	58			8	1	1:30.599	46.596	20.112	23.891	147	188	
3	1	3:14.991	2:27.037	22.809	25.145	146			9	1	1:30.051	46.431	20.014	23.606	150	188	
4	1	1:30.840	47.150	20.135	23.555	148	187		10	1	1:37.127	48.137	21.077	27.913	58	188	
5	1	1:30.583	46.588	20.240	23.755	149	187		11	2	5:55.872	2:21.178	20.139	3:14.555	48		
6	1	1:30.595	46.584	20.382	23.629	149	187										



ADAC GT4 Germany

Top speed list Free Practice 2

Provisional



Sachsenring, Length: 3645m

Air temperature: 20.57°C

Track temperature: 20°C

Weather condition: Dry

DMSB Reg. Nr.: R-11548/20

Friday, October 2, 2020 14:30:00

#	Name (NAT)	Team	Car name	Speed	Lap	Race time
69	Phil Dörr (DEU)	Dörr Motorsport (DEU)	McLaren 570s GT4	204.15	23	48:12.822
9	Joachim Bölting (DEU)	DLV-Team Schuetz Motorsport (DEU)	Porsche Cayman 718 GT4 MR	203.38	24	49:13.419
21	Joel Sturm (DEU)	Team Allied-Racing (DEU)	Porsche Cayman 718 GT4 MR	201.86	7	10:13.057
19	Levi O Dey (DEU)	KÜS TEAM75 Bernhard (DEU)	Porsche Cayman 718 GT4 MR	201.86	19	45:53.947
22	Nicolaj Möller-Madsen (DNK)	Team Allied-Racing (DEU)	Porsche Cayman 718 GT4 MR	201.49	12	18:36.394
26	Christian Kosch (LUX)	Team Allied-Racing (DEU)	Porsche Cayman 718 GT4 MR	201.11	28	57:09.419
27	Stephan Grotstollen (DEU)	team lillestoff (DEU)	BMW M4 GT4	200.00	20	50:34.784
59	Aleksey Sizov (RUS)	Dörr Motorsport (DEU)	McLaren 570s GT4	199.63	21	45:45.823
48	Julien Apotheloz (CHE)	MANN-FILTER Team HTP-WINWARD (DEU)	Mercedes-AMG GT4	199.26	3	3:50.240
2	Gabriele Piana (ITA)	Hofer Racing by Bonk Motorsport (CHE)	BMW M4 GT4	199.26	4	4:58.661
71	Hugo Sasse (DEU)	T3-HRT-Motorsport (DEU)	Audi R8 LMS GT4	198.89	20	42:51.787
13	Jan Marschalkowski (DEU)	Team Zakspeed (DEU)	Mercedes-AMG GT4	198.52	26	58:10.646
3	Claudia Hürtgen (DEU)	Hofer Racing by Bonk Motorsport (CHE)	BMW M4 GT4	198.16	10	15:51.494
14	Jacqueline Kreuzpointner (DEU)	MRS GT-Racing (DEU)	BMW M4 GT4	198.16	9	18:01.134
24	Florian Janits (AUT)	True Racing (AUT)	KTM X-BOW GT4 EVO	198.16	25	58:26.140
10	Jacob Erlbacher (AUT)	Dupre Motorsport Engineering (DEU)	Mercedes-AMG GT4	198.16	22	58:32.860
8	Marcus Suabo (DEU)	DLV-Team Schuetz Motorsport (DEU)	Mercedes-AMG GT4	195.65	28	59:20.408
23	Robin Falkenbach (DEU)	Team piro sports Caffè d Italia (DEU)	Ginetta G55 GT4	192.51	17	30:16.606
89	Jan Krabec (CZE)	RTR projects (CZE)	KTM X-Bow GT4	188.81	10	18:39.261